



Environmentally Compatible Access to α -Trifluoromethylseleno-Enones

Kevin Grollier, Alexis Taponard, Clément Ghiazza, Emmanuel Magnier,
Thierry Billard

► To cite this version:

Kevin Grollier, Alexis Taponard, Clément Ghiazza, Emmanuel Magnier, Thierry Billard. Environmentally Compatible Access to α -Trifluoromethylseleno-Enones. *Helvetica Chimica Acta*, 2020, 103 (11), 10.1002/hlca.202000185 . hal-03033317

HAL Id: hal-03033317

<https://hal.science/hal-03033317>

Submitted on 18 Dec 2020

HAL is a multi-disciplinary open access archive for the deposit and dissemination of scientific research documents, whether they are published or not. The documents may come from teaching and research institutions in France or abroad, or from public or private research centers.

L'archive ouverte pluridisciplinaire **HAL**, est destinée au dépôt et à la diffusion de documents scientifiques de niveau recherche, publiés ou non, émanant des établissements d'enseignement et de recherche français ou étrangers, des laboratoires publics ou privés.



HELVETICA

chimica acta

Accepted Article

Title: Environmentally Compatible Access to α -Trifluoromethylselenonones.

Authors: Kevin GROLLIER, Alexis Taponard, Clément Ghiazza, Emmanuel Magnier, and Thierry Billard

This manuscript has been accepted after peer review and appears as an Accepted Article online prior to editing, proofing, and formal publication of the final Version of Record (VoR). This work is currently citable by using the Digital Object Identifier (DOI) given below. The VoR will be published online in Early View as soon as possible and may be different to this Accepted Article as a result of editing. Readers should obtain the VoR from the journal website shown below when it is published to ensure accuracy of information. The authors are responsible for the content of this Accepted Article.

To be cited as: *Helv. Chim. Acta* 10.1002/hlca.202000185

Link to VoR: <https://doi.org/10.1002/hlca.202000185>

Environmentally Compatible Access to α -Trifluoromethylseleno-enones.

Kevin Grollier,^a Alexis Taponard,^a Clément Ghiazza,^a Emmanuel Magnier,^b and Thierry Billard^{*a,c}

^a Institute of Chemistry and Biochemistry (ICBMS-UMR CNRS 5246), Univ Lyon, Université Lyon 1, CNRS, CPE, INSA, 43 Bd du 11 novembre 1918, 69622 Villeurbanne, France, thierry.billard@univ-lyon1.fr.

^b Université Paris-Saclay, UVSQ, CNRS, UMR 8180, Institut Lavoisier de Versailles, 78035 Versailles Cedex, (France).

^c CERMEP-In vivo imaging, Groupement Hospitalier Est, 59 Bd Pinel, 69677 Lyon, France.

Dedicated to Antonio Togni on the occasion of his 65th birthday and retirement.

α -trifluoromethylselenolated enones constitute valuable building-blocks for further synthesis of innovative fluorinated compounds. Herein, we described an easy access to such compounds in "green conditions" through a Morita-Baylis-Hillman like reaction. These conditions have also been extended to higher fluorinated homologs.

Keywords: Fluorine • Trifluoromethylselenyl • Morita-Baylis-Hillman • Enones • Selenium

Introduction

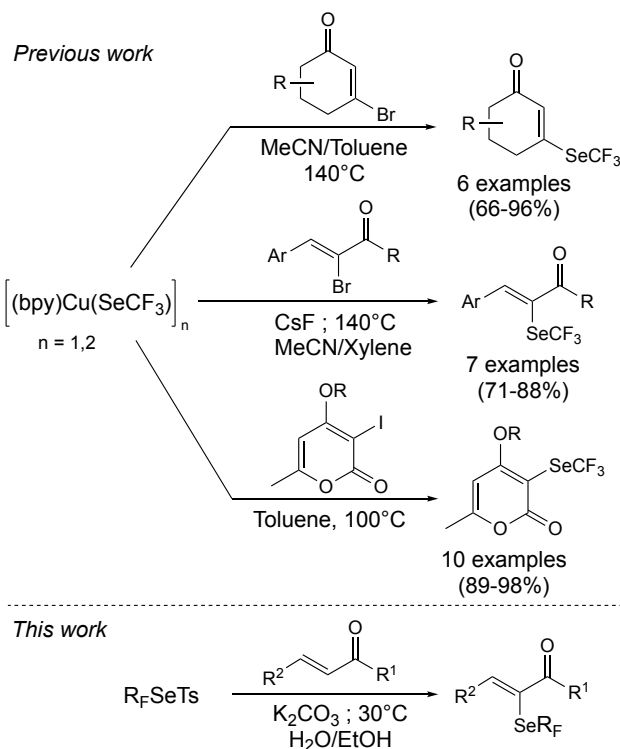
Nowadays, fluorinated molecules find more and more uses in a wide panel of applications, mainly due to their peculiar properties.^[1-13] In the race of the development of molecules dedicated to targeted applications, fine tuning of physico-chemical properties is highly investigated. In this objective, new fluorinated moieties have been developed these last years.^[14] In particular merging of chalcogens and trifluoromethyl group has recently known a growing interest,^[15-21] particularly because of the increased lipophilicity brought by such substituents to the molecules.^[22, 23]

Despite its negative reputation, selenium is an important element either for human physiology^[24] or in the design of new compounds for various applications from materials^[25, 26] to life sciences^[27-36] and drug design.^[37-43] Consequently, the design of CF_3Se -molecules constitutes an interesting strategy for the development of new innovative substrates.

On the other hand, carbonyl compounds are an important family of molecules found either in natural and bioactive compounds^[44-48] or in the toolbox of building-blocks for further syntheses.^[49-52] Therefore, trifluoromethylselenolated carbonyl compounds could constitute pertinent substrates for various purposes.

Results and Discussion

If a few syntheses of trifluoromethylselenolated carbonyl compounds have been already described,^[53-62] only two methods described the access to CF_3Se -enones whereas such substrates are very interesting as building-blocks because of their higher reactivity.^[60-62] These methods are based on the use of a $[\text{CF}_3\text{SeCu}]$ complex, implying stoichiometric amount of copper, and the preliminary preparation of corresponding vinyl bromides (or iodides). Furthermore, only acyclic α - CF_3Se - α,β -unsaturated carbonyl compounds β -substituted with an aryl moiety or pyrones were described (scheme 1).^[61, 62]



Scheme 1. State of the art about synthesis of trifluoromethylselenolated α,β -carbonyl compounds.

Morita-Baylis-Hillman reaction is a well-known approach to easily obtain α,β -unsaturated carbonyl compounds.^[63-65] Recently, we have developed a new family of reagent, namely the trifluoromethylselenosulfonates (**1**), as donor of CF_3Se^+ species.^[20, 21, 59, 66] Consequently, an adaptation of Morita-Baylis-Hillman reaction by using our reagents as electrophilic partners has been considered.

The reaction was studied with trifluoromethylselenotoluenesulfonate (CF_3SeTs , **1a**) as reagent and cyclohexone as model substrate (Table 1).

HELVETICA

Table 1. Morita-Baylis-Hillman like reaction between **1a** and **2a**.

N°	1a (eq.)	catalyst (eq.)	solvent ^c	T (°C)	t (h)	3a (%) ^b
1	1	DMAP (1)	THF	30	15	< 5
2	1	DMAP (1)	CH ₂ Cl ₂	30	15	16
3	1	DMAP (1)	CH ₃ CN	30	15	45
4	1	DMAP (1)	DMF	30	15	7
5	1	DMAP (1)	DMSO	30	15	< 5
6	1	DMAP (1)	MeOH	30	15	56
7	1	DMAP (1)	H ₂ O	30	15	58
8	1	DMAP (1)	H ₂ O / MeOH ^a	30	15	70
9	1	DMAP (1)	H ₂ O / MeOH ^a	30	1	66
10	1	DABCO (1)	H ₂ O / MeOH ^a	30	1	39
11	1	Et ₃ N (1)	H ₂ O / MeOH ^a	30	1	50
12	1	DBU (1)	H ₂ O / MeOH ^a	30	1	42
13	1	PPh ₃ (1)	H ₂ O / MeOH ^a	30	1	< 5
14	1	DMAP (1)	EtOH	30	1	61
15	1	DMAP (1)	H ₂ O / EtOH ^a	30	1	63
16	1.2	DMAP (1)	H ₂ O / MeOH ^a	30	1	67
17	1.5	DMAP (1)	H ₂ O / MeOH ^a	30	1	78
18	1.5	DMAP (0.2)	H ₂ O / MeOH ^a	30	1	25
19	1.5	DMAP (1)	H ₂ O / MeOH ^a	45	1	78
20	1.5	K ₂ CO ₃ (1)	H ₂ O / MeOH ^a	30	15	82
21	1.5	K ₂ CO ₃ (1)	H ₂ O / EtOH ^a	30	15	91
22	1.5	K ₂ CO ₃ (1)	H ₂ O / EtOH ^a	30	1	51
23	1.5	K ₂ CO ₃ (0.5)	H ₂ O / EtOH ^a	30	15	46
24	1.5	K ₂ CO ₃ (1.5)	H ₂ O / EtOH ^a	30	15	62

^[a] ratio 1:1. ^[b] Determined by ¹⁹F NMR with PhOCF₃ as an internal standard.

DMAP was first used as catalyst. In aprotic solvents, the observed yield increased with solvent polarity (entries 1-3).^[67] However, polar solvents with a higher Gutmann's donor number^[67] appeared to be deleterious to the reaction (entries 4-5). Protic solvents seem to favor the reaction with similar results obtained in methanol or water (entries 6-7). A 1:1 ratio of both solvents considerably increased the yield (entry 8). Similar results were observed in 1h instead of 15h. (entry 9). Others common catalysts were also attempted but with disappointing results (entries 10-13). Because of methanol toxicity, ethanol was also considered, as substitute. The obtained results remained interesting but slightly lower than in MeOH (entries 14-15). An excess of reagent **1a** favors the reaction and good results were obtained with 1.5 equivalents (entries 16-17). Stoichiometric amount of catalyst is required, lower yield being observed

with only 20 mol% (entry 18). An increase of temperature had no influence on the reaction (entry 19).

In the idea to perform this reaction in green conditions, eco-compatible surrogate of DMAP was searched. Because Morita-Baylis-Hillman reactions were described by using K₂CO₃ in methanol,^[68] such a catalyst was also envisaged. Delightfully, a good yield, better than with DMAP, was observed (entry 20) in 15h. Under these conditions, this time the use of ethanol instead of methanol was a better choice (entry 21).

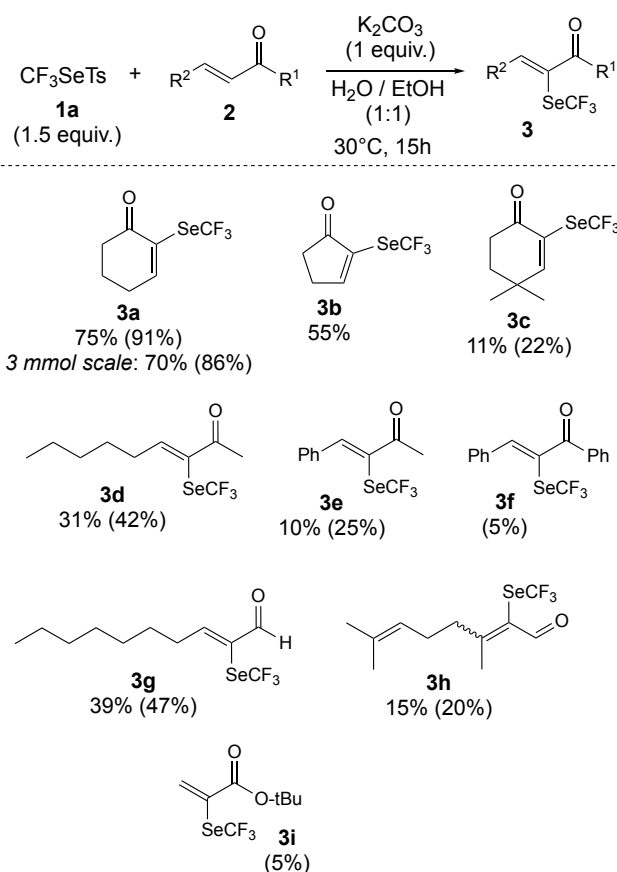
Nevertheless, in these conditions, the reaction kinetic appeared slower (entry 22). Noteworthy that excess or default of K₂CO₃ have been deleterious for the reaction (entries 23-24). Finally, the optimal "green" conditions have proven to be 1.5 equivalent of **1a** in EtOH/H₂O (1:1) in presence of K₂CO₃ for 15h (entry 21).

With these conditions in hand, several enones were tested (scheme 2).

If satisfactory yields were obtained with cyclic enones (**2a-b**), the reaction is very sensitive to steric hindrance with an important yields decrease with crowding augmentation (**3c-f**). In case of compounds **3e-f**, an electronic effect could be also considered, the reactivity of double bond being decreased due to resonance with aromatic ring. It should be noticed that isolated yields are often lower due to high volatility of formed compounds.

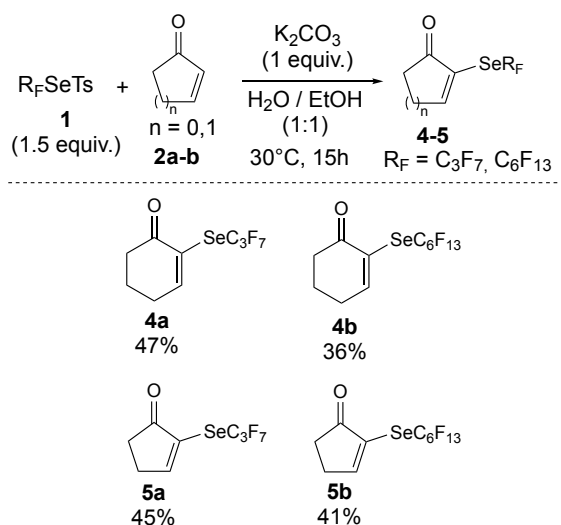
Enals react also in the same conditions to furnish corresponding CF₃Se-compounds (**3g-h**). Similar negative steric hindrance influence was also observed. In contrast, α,β-unsaturated esters provided the expected products only with very low yield (**3i**), maybe due to a competitive saponification reaction or steric hindrance of tertio-butyl group. Interestingly, the reaction was scaled-up to 3 mmol scale with similar results (**3a**).

HELVETICA



Scheme 2. Synthesis of α -trifluoromethylselenolated enones. Isolated yields, in parentheses, yields determined by ^{19}F NMR with PhOCF_3 as an internal standard.

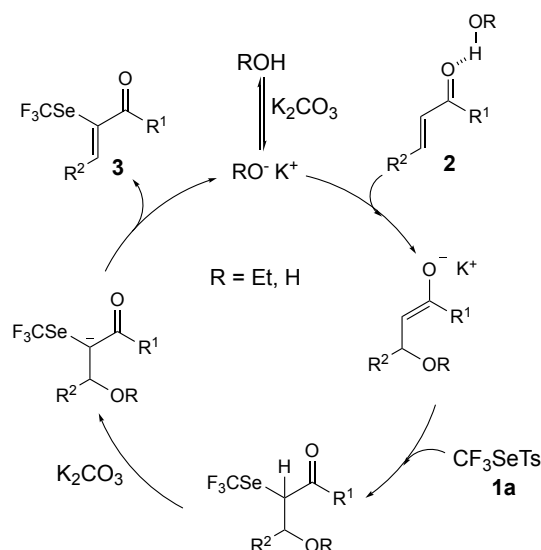
Since reagents with other fluoroalkyl moieties were also synthesized, reaction was also performed with higher homologs (scheme 3). The expected products were obtained with satisfactory results. These molecules constitute the first examples of α -perfluoroalkylselenolated enones. As previously observed, the yield decreases with the length of the perfluoroalkyl chain.^[69]



Scheme 3. Synthesis of α -perfluoroalkylselenolated enones. Isolated yields.

In a mechanistic point of view, potassium ethanolate, in situ generated by deprotonation of ethanol by K_2CO_3 , could reasonably be envisaged as

“nucleophilic catalyst” to initiate the reaction (scheme 4). Such an activation was previously shown in literature with methanolate.^[68] Alternatively, potassium hydroxide, arising from water, could, potentially, play also this role. Proticity of solvent could also favor the 1,4-addition onto enones thanks a hydrogen-bond activation of carbonyl function. Generation of expected product **3**, by released of catalyst mediated by deprotonation with K_2CO_3 , may be highly facilitated by the increased acidity of proton in α position of carbonyl group, due to the presence of the electron withdrawing CF_3Se group.



Scheme 4. Mechanism proposal.

Conclusions

To conclude a simple method was described to easily obtain α -perfluoroalkylseleno- α,β -unsaturated carbonyl compounds. This strategy is based on a green approach from starting material easily available. Furthermore, for the first time α -perfluoroalkylselenolated enones were synthesized, in particular with the unusual $\text{C}_6\text{F}_{13}\text{Se}$ group. The observed yields remain globally medium, but this method stays, however, competitive for the synthesis of such specific compounds with a high synthetic value.

Experimental Section

Synthesis of 2-[(trifluoromethyl)selenanyl]cyclohex-2-en-1-one (**3a**)

To a flask equipped with a magnetic stirrer are added **1a** (0.45 mmol, 1.5 equiv.), **2a** (0.3 mmol, 1.0 equiv.), K_2CO_3 (0.3 mmol, 1.0 equiv.) in EtOH (1 mL) and H_2O (1 mL). The reaction mixture is stirred 15h at 30°C. The reaction mixture is, then, partitioned between Et₂O and water. The aqueous layer is extracted with Et₂O and the combined organic layers are washed with brine, dried over MgSO_4 , filtered and concentrated to dryness (under moderate vacuum). The crude residue is then purified by flash chromatography (Pentane/Et₂O, 8:2) to afford the desired product **3a** (75%).

HELVETICA

Supplementary Material

Supporting information for this article is available on the WWW under <http://dx.doi.org/10.1002/MS-number>.

Acknowledgements

This work was supported by a grant from the French National Research Agency (ANR 18-CE07-0039-01). The authors are grateful to the CNRS and the French Ministry of Research for financial support. The French Fluorine Network is also acknowledged for its support.

Author Contribution Statement

K. G., A. T., C. G., E. M., T. B. conceived and designed the experiments. K. G., A. T., C. G., carried out the experiments. K. G., A. T., C. G., E. M., T. B. interpreted the results. and wrote the manuscript.

References

- [1] B. E. Smart, 'Fluorine substituent effects (on bioactivity)', *J. Fluorine Chem.* **2001**, *109*, 3-11.
- [2] P. Kirsch, *Modern Fluoroorganic Chemistry*, Wiley-VCH, Weinheim, 2013.
- [3] Y. Zhou, J. Wang, Z. Gu, S. Wang, W. Zhu, J. L. Aceña, V. A. Soloshonok, K. Izawa, H. Liu, 'Next Generation of Fluorine-Containing Pharmaceuticals, Compounds Currently in Phase II-III Clinical Trials of Major Pharmaceutical Companies: New Structural Trends and Therapeutic Areas', *Chem. Rev.* **2016**, *116*, 422-518.
- [4] N. A. Meanwell, 'Fluorine and Fluorinated Motifs in the Design and Application of Bioisosteres for Drug Design', *J. Med. Chem.* **2018**, *61*, 5822-5880.
- [5] H. Mei, J. Han, S. Fustero, M. Medio-Simon, D. M. Sedgwick, C. Santi, R. Ruzziconi, V. A. Soloshonok, 'Fluorine-Containing Drugs Approved by the FDA in 2018', *Chem. Eur. J.* **2019**, *25*, 11797-11819.
- [6] M. Cheng, C. Guo, M. L. Gross, 'The Application of Fluorine-Containing Reagents in Structural Proteomics', *Angew. Chem. Int. Ed.* **2020**, *59*, 5880-5889.
- [7] B. M. Johnson, Y.-Z. Shu, X. Zhuo, N. A. Meanwell, 'Metabolic and Pharmaceutical Aspects of Fluorinated Compounds', *J. Med. Chem.* **2020**, *63*, 6315-6386.
- [8] P. Jeschke, 'The unique role of halogen substituents in the design of modern agrochemicals', *Pest Management Science* **2010**, *66*, 10-27.
- [9] Y. Ogawa, E. Tokunaga, O. Kobayashi, K. Hirai, N. Shibata, 'Current Contributions of Organofluorine Compounds to the Agrochemical Industry', *iScience* **2020**, *23*, 101467.
- [10] T. Fujiwara, D. O'Hagan, 'Successful fluorine-containing herbicide agrochemicals', *J. Fluorine Chem.* **2014**, *167*, 16-29.
- [11] M. Pagliaro, R. Ciriminna, 'New fluorinated functional materials', *J. Mater. Chem.* **2005**, *15*, 4981-4991.
- [12] R. Berger, G. Resnati, P. Metrangolo, E. Weber, J. Hulliger, 'Organic fluorine compounds: a great opportunity for enhanced materials properties', *Chem. Soc. Rev.* **2011**, *40*, 3496-3508.
- [13] D. Chopra, T. N. G. Row, 'Role of organic fluorine in crystal engineering', *CrystEngComm* **2011**, *13*, 2175-2186.
- [14] *Emerging Fluorinated Motifs: Synthesis, Properties and Applications* (Eds.: D. Cahard, J. A. Ma), Wiley, Weinheim, Germany, 2020.
- [15] F. R. Leroux, B. Manteau, J.-P. Vors, S. Pazenok, 'Trifluoromethyl ethers – synthesis and properties of an unusual substituent', *Beilstein J. Org. Chem.* **2008**, *4*, 13.
- [16] A. Tlili, F. Toulgoat, T. Billard, 'Synthetic Approaches to Trifluoromethoxy-Substituted Compounds', *Angew. Chem. Int. Ed.* **2016**, *55*, 11726-11735.
- [17] T. Besset, P. Jubault, X. Pannecoucke, T. Poisson, 'New entries toward the synthesis of OCF₃-containing molecules', *Org. Chem. Front.* **2016**, *3*, 1004-1010.
- [18] X.-H. Xu, K. Matsuzaki, N. Shibata, 'Synthetic Methods for Compounds Having CF₃-S Units on Carbon by Trifluoromethylation, Trifluoromethylthiolation, Triflylation, and Related Reactions', *Chem. Rev.* **2015**, *115*, 731-764.
- [19] F. Toulgoat, T. Billard, in *Modern Synthesis Processes and Reactivity of Fluorinated Compounds: Progress in Fluorine Science* (Eds.: H. Groult, F. Leroux, A. Tressaud), Elsevier Science, London, United Kingdom, 2017, pp. 141-179.
- [20] A. Tlili, E. Ismalaj, Q. Glenadel, C. Ghiazza, T. Billard, 'Synthetic Approaches to Trifluoromethylselenolated Compounds', *Chem. Eur. J.* **2018**, *24*, 3659-3670.
- [21] T. Billard, F. Toulgoat, in *Emerging Fluorinated Motifs: Synthesis, Properties and Applications* (Eds.: D. Cahard, J. A. Ma), Wiley, Weinheim, Germany, 2020, pp. 691-721.
- [22] A. Leo, C. Hansch, D. Elkins, 'Partition coefficients and their uses', *Chem. Rev.* **1971**, *71*, 525-616.
- [23] Q. Glenadel, E. Ismalaj, T. Billard, 'Electrophilic Trifluoromethyl- and Fluoroalkylselenolation of Organometallic Reagents', *Eur. J. Org. Chem.* **2017**, 530-533.
- [24] M. P. Rayman, 'The importance of selenium to human health', *Lancet* **2000**, *356*, 233-241.
- [25] L. V. Romashov, V. P. Ananikov, 'Self-Assembled Selenium Monolayers: From Nanotechnology to Materials Science and Adaptive Catalysis', *Chem. Eur. J.* **2013**, *19*, 17640-17660.
- [26] Q. Li, Y. Zhang, Z. Chen, X. Pan, Z. Zhang, J. Zhu, X. Zhu, 'Organoselenium chemistry-based polymer synthesis', *Org. Chem. Front.* **2020**, *7*, 2815-2841.
- [27] Y. Anouar, I. Lihmann, A. Falluel-Morel, L. Boukhzar, 'Selenoprotein T is a key player in ER proteostasis, endocrine homeostasis and neuroprotection', *Free Radical Biol. Med.* **2018**, *127*, 145-152.
- [28] M. Bertz, K. Kühn, S. C. Koeberle, M. F. Müller, D. Hoelzer, K. Thies, S. Deubel, R. Thierbach, A. P. Kipp, 'Selenoprotein H controls cell cycle progression and proliferation of human colorectal cancer cells', *Free Radical Biol. Med.* **2018**, *127*, 98-107.
- [29] E. Block, S. J. Booker, S. Flores-Penalba, G. N. George, S. Gundala, B. J. Landgraf, J. Liu, S. N. Lodge, M. J. Pushie, S. Rozovsky, A. Vattekkatte, R. Yaghi, H. Zeng, 'Trifluoroselenomethionine: A New Unnatural Amino Acid', *ChemBioChem* **2016**, *17*, 1738-1751.
- [30] R. Brigelius-Flohé, E. S. J. Arnér, 'Selenium and selenoproteins in (redox) signaling, diseases, and animal models - 200 year anniversary issue', *Free Radical Biol. Med.* **2018**, *127*, 1-2.
- [31] J. Fernandes, X. Hu, M. Ryan Smith, Y.-M. Go, D. P. Jones, 'Selenium at the redox interface of the genome, metabolome and exposome', *Free Radical Biol. Med.* **2018**, *127*, 215-227.
- [32] C. Liao, B. A. Carlson, R. F. Paulson, K. S. Prabhu, 'The intricate role of selenium and selenoproteins in erythropoiesis', *Free Radical Biol. Med.* **2018**, *127*, 165-171.
- [33] M. Reem, N. D. Rebecca, M. Norman, 'Selenium and Selenocysteine in Protein Chemistry', *Angew. Chem. Int. Ed.* **2017**, *56*, 15818-15827.
- [34] J. B. T. Rocha, B. C. Piccoli, C. S. Oliveira, 'Biological and chemical interest in selenium: a brief historical account', *ARKIVOC* **2017**, 457-491.
- [35] S. P. Short, J. M. Pilat, C. S. Williams, 'Roles for selenium and selenoprotein P in the development, progression, and prevention of intestinal disease', *Free Radical Biol. Med.* **2018**, *127*, 26-35.
- [36] N. Solov'yev, E. Drobyshev, G. Bjørklund, Y. Dubrovskii, R. Lysiuk, M. P. Rayman, 'Selenium, selenoprotein P, and Alzheimer's disease: is there a link?', *Free Radical Biol. Med.* **2018**, *127*, 124-133.

HELVETICA

- [37] I. Antoniadou, M. Kouskou, T. Arsiwala, N. Singh, S. R. Vasudevan, T. Fowler, E. Cadirci, G. C. Churchill, T. Sharp, 'Ebselen has lithium-like effects on central 5-HT_{2A} receptor function', *Br. J. Pharmacol.* **2018**, *175*, 2599-2610.
- [38] C. Cheignon, E. Cordeau, N. Prache, S. Cantel, J. Martinez, G. Subra, C. Arnaudguilhem, B. Bouyssiere, C. Enjalbal, 'Receptor-Ligand Interaction Measured by Inductively Coupled Plasma Mass Spectrometry and Selenium Labeling', *J. Med. Chem.* **2018**, *61*, 10173-10184.
- [39] V. Gandin, P. Khalkar, J. Braude, A. P. Fernandes, 'Organic selenium compounds as potential chemotherapeutic agents for improved cancer treatment', *Free Radical Biol. Med.* **2018**, *127*, 80-97.
- [40] G. Muges, W.-W. du Mont, H. Sies, 'Chemistry of Biologically Important Synthetic Organoselenium Compounds', *Chem. Rev.* **2001**, *101*, 2125-2180.
- [41] N. Singh, A. C. Halliday, J. M. Thomas, O. V. Kuznetsova, R. Baldwin, E. C. Y. Woon, P. K. Aley, I. Antoniadou, T. Sharp, S. R. Vasudevan, G. C. Churchill, 'A safe lithium mimetic for bipolar disorder', *Nat. Commun.* **2013**, *4*, 1332.
- [42] S. Thangamani, W. Younis, M. N. Seleem, 'Repurposing ebselen for treatment of multidrug-resistant staphylococcal infections', *Sci. Rep.* **2015**, *5*, 11596.
- [43] F. N. Victoria, R. Anversa, F. Penteado, M. Castro, E. J. Lenardão, L. Savegnago, 'Antioxidant and antidepressant-like activities of semi-synthetic α -phenylseleno citronellal', *Eur. J. Pharmacol.* **2014**, *742*, 131-138.
- [44] G. Brahmachari, *Handbook of Pharmaceutical Natural Products*, Wiley, Weinheim, 2010.
- [45] G. Eisenbrand, W. Tang, *Handbook of Chinese Medicinal Plants: Chemistry, Pharmacology, Toxicology*, Wiley, Weinheim, 2010.
- [46] J. M. Kornprobst, *Encyclopedia of Marine Natural Products*, Wiley, Weinheim, 2010.
- [47] E. Fattorusso, W. H. Gerwick, O. Tagliatela-Scafati, *Handbook of Marine Natural Products.*, Springer-Verlag GmbH, 2012.
- [48] *Martindale: The Complete Drug Reference*, Alison Brayfield ed., Pharmaceutical Press, London, 2017.
- [49] *The chemistry of carbonyl group* (Ed.: S. Patai), John Wiley & Sons Ltd., Chichester, England, 1966.
- [50] J. Alvarez-Builla, J. J. Vaquero, J. Barluenga, *Modern Heterocyclic Chemistry*, Wiley-VCH, Weinheim, 2011.
- [51] *Science of Synthesis: C-1 Building Blocks in Organic Synthesis 1* (Ed.: P. W. N. M. van Leeuwen), Georg Thieme Verlag, Stuttgart, 2014.
- [52] Y. Yamashita, T. Yasukawa, W.-J. Yoo, T. Kitanosono, S. Kobayashi, 'Catalytic enantioselective aldol reactions', *Chem. Soc. Rev.* **2018**, *47*, 4388-4480.
- [53] Y. Yang, X. Lin, Z. Zheng, G. Lin, Y. Zhang, Y. You, Z. Weng, ' α -Trifluoromethylseleno-substituted ketones synthesis via copper-mediated trifluoromethylselenolation of α -bromoketones', *J. Fluorine Chem.* **2017**, *204*, 1-5.
- [54] C. Ghiazza, A. Kataria, A. Tlili, F. Toulgoat, T. Billard, 'Umpolung Reactivity of Fluoroalkylselenotoluenesulfonates: Towards a Versatile Reagent', *Asian J. Org. Chem.* **2019**, *8*, 675-678.
- [55] T. Dong, J. He, Z.-H. Li, C.-P. Zhang, 'Catalyst- and Additive-Free Trifluoromethylselenolation with [Me₄N][SeCF₃]', *ACS Sustain. Chem. Eng.* **2018**, *6*, 1327-1335.
- [56] T. Chen, Y. You, Z. Weng, 'Copper-mediated synthesis of α -trifluoromethylselenolated esters', *J. Fluorine Chem.* **2018**, *216*, 43-46.
- [57] C. Matheis, T. Krause, V. Bragoni, L. J. Goossen, 'Trifluoromethylthiolation and Trifluoromethylselenolation of α -Diazo Esters Catalyzed by Copper', *Chem. Eur. J.* **2016**, *22*, 12270-12273.
- [58] A. Haas, H.-W. Praas, 'Bis(trifluoromethylchalcogenyl)ketene (CF₃E)₂C = C = O (E = S, Se, SO₂): Synthesen und Eigenschaften', *Chem. Ber.* **1992**, *125*, 571-579.
- [59] C. Ghiazza, A. Tlili, T. Billard, 'Direct α -C-H Trifluoromethylselenolation of Carbonyl Compounds', *Eur. J. Org. Chem.* **2018**, 3498-3498.
- [60] C. Hou, X. Lin, Y. Huang, Z. Chen, Z. Weng, 'Synthesis of β -Trifluoromethylthio- and β -Trifluoromethylseleno- α,β -unsaturated Ketones through Copper-Mediated Trifluoromethylthio(seleno)lation', *Synthesis* **2015**, *47*, 969-975.
- [61] P. Zhu, X. He, X. Chen, Y. You, Y. Yuan, Z. Weng, 'Copper-mediated synthesis of α -trifluoromethylthio- and seleno- α,β -unsaturated carbonyl compounds', *Tetrahedron* **2014**, *70*, 672-677.
- [62] Y. Zhang, D.-Y. Yang, Z. Weng, 'Synthesis of trifluoromethylthiolated and trifluoromethylselenolated pyrones', *Tetrahedron* **2017**, *73*, 3853-3859.
- [63] D. Basavaiah, P. Dharma Rao, R. Suguna Hyma, 'The Baylis-Hillman reaction: A novel carbon-carbon bond forming reaction', *Tetrahedron* **1996**, *52*, 8001-8062.
- [64] M. Shi, F. Wang, M.-X. Zhao, Y. Wei, J. J. Spivey, *The Chemistry of the Morita-Baylis-Hillman Reaction*, The Royal Society of Chemistry, Cambridge, 2011.
- [65] T. Narendar Reddy, V. Jayathirtha Rao, 'Importance of Baylis-Hillman adducts in modern drug discovery', *Tetrahedron Lett.* **2018**, *59*, 2859-2875.
- [66] Q. Glenadel, C. Ghiazza, A. Tlili, T. Billard, 'Copper-Catalyzed Direct Trifluoro- and Perfluoroalkylselenolations of Boronic Acids with a Shelf-Stable Family of Reagents', *Adv. Synth. Catal.* **2017**, *359*, 3414-3420.
- [67] C. Reichardt, T. Welton, *Solvents and Solvent Effects in Organic Chemistry*, Wiley-VCH, Weinheim, 2010.
- [68] S. Luo, X. Mi, H. Xu, P. G. Wang, J.-P. Cheng, 'Efficient Baylis-Hillman Reactions of Cyclic Enones in Methanol As Catalyzed by Methoxide Anion', *J. Org. Chem.* **2004**, *69*, 8413-8422.
- [69] C. Ghiazza, Q. Glenadel, A. Tlili, T. Billard, 'Trifluoromethylselenolation and Fluoroalkylselenolation of Alkenes by Electrophilic Addition', *Eur. J. Org. Chem.* **2017**, 3812-3814.