



HAL
open science

Classical and Recent Applications of Membrane Processes in the Food Industry

Catherine Charcosset

► **To cite this version:**

Catherine Charcosset. Classical and Recent Applications of Membrane Processes in the Food Industry. Food Engineering Reviews, In press, 10.1007/s12393-020-09262-9 . hal-03028872

HAL Id: hal-03028872

<https://hal.science/hal-03028872>

Submitted on 27 Nov 2020

HAL is a multi-disciplinary open access archive for the deposit and dissemination of scientific research documents, whether they are published or not. The documents may come from teaching and research institutions in France or abroad, or from public or private research centers.

L'archive ouverte pluridisciplinaire **HAL**, est destinée au dépôt et à la diffusion de documents scientifiques de niveau recherche, publiés ou non, émanant des établissements d'enseignement et de recherche français ou étrangers, des laboratoires publics ou privés.

Classical and recent applications of membrane processes in the food industry

Catherine CHARCOSSET*

Laboratoire d'Automatique, de Génie des Procédés et de Génie Pharmaceutique (LAGEPP),
Université Claude Bernard Lyon 1, 43 bd du 11 Novembre 1918, Bâtiment CPE, 69622
Villeurbanne Cedex, France

*Corresponding author: Tel: 00 33 4 72 43 18 34
e-mail address: catherine.charcosset@univ-lyon1.fr

Abstract:

Membrane processes are extensively used in the food industry, especially in the dairy, wine and beer, fruit juice and sugar industries. In the dairy industry, removal of bacteria and spores from skim milk (cold pasteurization), separation of casein micelles, separation and fractionation of fat globules from whole milk, concentration and demineralization of whey and milk ultrafiltration permeate, fractionation of whey proteins and desalination of whey membrane processes are realized by membrane processes. In the wine and beer industry, cross-flow of wines and beer clarification and stabilization of wines by electrodialysis are of common use. Fruit juice processing involves clarification, concentration and deacidification. In the sugar industry, purification and demineralization are realized by membrane processes. This review presents these membrane processes by focusing on the main parameters and phenomena like permeation flux, selectivity and fouling of membranes. Innovative pilot designs and cleaning methods are presented. The potentials of more unusual techniques like membrane emulsification and electrodialysis of organic acids from fermentation broth are also underlined. A specific attention is paid to the recent development of membrane processes in the food industries.

Keywords: membrane, process, industry, food, milk, fruit juice

1. Introduction

Membrane processes have become major techniques in the food industry over the last decades. The dairy industry, followed by beverages (wine, beer, fruit juices, etc.) and sugar products are the main fields of applications ([Daufin et al. 2001](#), [Tamime 2013](#), [Bhattacharjee et al. 2017](#), [Argenta and Scheer 2020](#)). Common membrane processes are microfiltration (MF), ultrafiltration (UF), nanofiltration (NF) reverse osmosis (RO) and electrodialysis (ED).

This review focuses on classical applications and their evolution during the two last decades. Previous books and reviews on the topic of membrane processes for food applications are first listed. The following sections focus on membrane processes used in the dairy, wine and beer, fruit juice and sugar industries. A particular attention is devoted to parameters which control these techniques, to membrane fouling, as well as to industrial pilot plants which are currently in use. Recent trends (new processes, new configurations, new products, etc) are underlined. A final section presents some processes which may find their way in the food industry, including ED of organic acids from fermentation broth and membrane emulsification.

2. Membrane processes

This section gives some very general background on membrane processes. They can be found in several books (for example [Zeman and Zydney 1996](#), [Charcosset 2012](#), [Drioli et al. 2017](#), [Drioli et al. 2019](#)) that will not be cited later.

Membranes are usually classified accordingly to their average pore sizes. Membranes are considered to be dense when the transport of components involves a stage of dissolution and diffusion across the material constituting the membrane. MF membranes typically have pore sizes on the order of 0.1 to 10 μm . UF membranes have pore sizes in the range of 0.001 to 0.1 μm and are capable of retaining species in the molecular weight range of 300-10⁶ Daltons. RO membranes retain solutes with molar mass below 1000 Daltons and NF membranes retain solutes in the range of molar mass between 1000 and 3000 Daltons.

The two standard modes of membrane operation are dead-end and cross-flow. In the dead-end mode, the fluid to be filtered is forced through the membrane pores usually by applying a pressure on the feed side. In cross-flow mode, the feed flows parallel to the membrane surface and permeates through the membrane due to a pressure difference. The cross-flow reduces the formation of the filter cake to keep it at a low level. In cross-flow mode, the most commonly used membrane modules include hollow fiber, tubular, flat plate, and spiral wound devices. Hollow fiber and spiral wound modules have the highest membrane packing densities since they

have the thinnest channels. However, this makes them more susceptible to fouling and can make cleaning more difficult (Zeman and Zydney 1996). Any of these cross-flow devices can be used in dead-end, however, these configurations are susceptible to high fouling (Zeman and Zydney 1996).

Several parameters are used to characterize membranes, devices and processes. The transmembrane pressure (TMP) is the difference between the pressure on the feed side and on the permeate side. For a cross-flow device, the pressure on the feed side is calculated as the mean of the pressures at the inlet and outlet of the device. MF membranes are characterized by their mean pore size and UF and NF membranes by their molecular weight cut-off (MWCO) defined as the molecular weight above which molecules are at least 90 % rejected by the membrane.

The apparent sieving coefficient, S_a , represent the transmission of a partially rejected species through the membrane:

$$S_a = \frac{C_p}{C_b} \quad (1)$$

where C_p and C_b are respectively the species concentrations in the permeate stream and in the feed (or bulk) stream, respectively. The apparent rejection coefficient is defined as:

$$R_a = 1 - \frac{C_p}{C_b} \quad (2)$$

The efficiency of binary species fractionation is commonly expressed in terms of the selectivity, ψ :

$$\psi = \frac{S_{a1}}{S_{a2}} \quad (3)$$

where subscript 1 stands for the preferentially transmitted species and subscript 2 for the preferentially retained species.

In almost all membrane processes, performances (permeate flux, membrane selectivity, ect) are limited by two distinct phenomena: concentration polarization and fouling. These phenomena are well recognized and described in the above reference text books and numerous articles. Also, recent articles emphasized the role of concentration polarization and fouling in membrane processes (Ng et al. 2017, Rudolph et al. 2019, Wang et al. 2020, Chew et al. 2020). Concentration polarization is due to the selective transport of some species through the membrane and the accumulation of other species near the membrane surface. This result in a

decrease of permeate flux. In general, concentration polarization is a reversible phenomenon in that sense that species will diffuse back towards the feed by adjusting the operating conditions for example by increasing the crossflow velocity. In addition, concentration polarization may be associated to the formation of a gel layer at high species concentrations which is not reversible by simply changing the operating conditions. The formation of a gel layer requires cleaning to restore the membrane properties (Ng et al. 2017, Wang et al. 2020, Chew et al. 2020). In contrast to concentration polarization, fouling is the irreversible alteration of the membrane caused by physical and/or chemical interactions between the membrane and species present in the feed solutions or suspensions. Fouling results in a complete or partial pore blockage and/or formation of a deposit on the membrane surface, depending on the properties of retained species, membranes, operating conditions, etc. Like concentration polarization, fouling manifests itself as a decrease in permeate flux and/or membrane selectivity. This alteration requires cleaning or replacement of the membrane. Membrane fouling has been extensively studied. Recent trends include the in situ real-time monitoring techniques of membrane fouling, with advanced characterization techniques like hplc coupled mass-spectrometry, and advanced simulations methodology like molecular simulation (Rudolph et al. 2019, Chew et al. 2020).

Membrane cleaning is an essential component of almost all membrane processes. Membrane cleaning is detailed in the above reference text books and in many articles, it is also discussed in the following recent articles (Ng et al. 2017, Wang et al. 2020, Chew et al. 2020). Concentration polarization and fouling occur during operation, causing the permeate flux to drop below a certain acceptable level. The gel layer and/or foulants must then be removed from the membrane using an appropriate cleaning procedure. Cleaning has a significant impact on process operations and the commercial viability of the process. It is accomplished by physically removing the gel layer and/or foulants, for example by backflushing, and/or by using a specific cleaning solution containing appropriate detergents and/or chemicals. The cleaning treatment must effectively remove and/or dissolve the gel layer and/or foulants while not exceeding the mechanical or chemical limits of the membrane.

3. Previous reviews

Several books and general reviews are available on membrane processes for food applications. A recent book is specifically devoted to membrane processing for dairy and beverage applications (Tamime 2013). A large range of processes are covered including processing of liquid milk, fermented milk, cheese, whey, concentrated milk and powders, fruit juice, beer and cider, and wine and vinegar. In another book, Peinemann et al. (2010) described membrane technologies for food applications, including dairy fractionation, ED, pressure-driven membrane processes in alcoholic

beverages, membrane emulsification, contactors and bioreactors, as well as membranes for food packaging. The book edited by [Cassano and Drioli \(2014\)](#) describes specifically integrated membrane operations in the food production. Integrated membrane operations are discussed in different areas such as fruit juice processing, milk and whey processing, winemaking, brewing and sugar production, purification of soy extract and bioactive compounds. Applications of ED are also presented as well as emerging membrane processes, such as biocatalytic membrane reactors and membrane emulsification.

Other reviews focus on more specific aspects. For example, [Bazinet et al. \(1998\)](#) reviewed ED based techniques in the food industry, including dairy, sugar, beverage, wine and organic acid industries. ED based processes are used to concentrate, purify, or modify foods. The low energy consumption, modular design, efficiency and ease of operation, as well as the low impact on heat sensitive food products, are some of the advantages of ED. In addition, ED differs from pressure-based membrane process (UF, NF, RO), as it does not separate particles according to their size, but to their electrical charges.

[Daufin et al. \(2001\)](#) gave a complete overview of applications in the dairy industry (whey protein concentration, milk protein standardization), and beverages industry (wine, beer, fruit juices). Several industrial plants are described with membrane and module properties (membrane pore size, geometry, membrane area), and parameters of operation (TMP, permeate flux, etc.). [Brans et al. \(2004\)](#) summarized the state of the art and challenges of membrane fractionation of milk, including membrane processes for the isolation of serum proteins from whey, the reduction of bacteria and spores in skimmed milk, the separation and/or fractionation of cream and the concentration of casein micelles. [Argenta and Scheer \(2020\)](#) focused on membrane separation processes applied to whey, including the recovery of the main whey components. The authors discussed the added value of the membrane processes compared to traditional techniques as well as their environmental impact. Other recent reviews focus on membrane separation processes applied to skim milk and whey processing with special attention paid to fouling mechanism analysis that causes flux and selectivity decline ([Ng et al. 2017](#), [Wen-qiong et al. 2019](#)).

[Jiao et al. \(2004\)](#) reviewed specifically membrane processes for the concentration of fruit juices, including RO, direct osmosis (DO), membrane distillation (MD), osmotic distillation (OD) and integrated membrane processes. A specific attention is devoted to advantages and disadvantages of each process. [Bhattacharjee et al. \(2017\)](#) discussed literature data published in the years (2000-2017) by focusing on fruit juice clarification and concentration by MF, UF, NF, RO and membrane distillation (MD). [El Rayess et al. \(2011\)](#) focused their review on cross-flow MF applied to oenology and [van der Sman et al. \(2012\)](#) to beer clarification using membranes with a specific attention paid to fouling.

The following sections give an idea of classical applications and developments of membrane processes in the dairy industry, wine, beer, fruits juice, and sugar industries. They are summarized in Figure 1 and Figure 2, for classical and more recent applications, respectively. Two less traditional processes are presented in the last section: ED for organic acid recovery from fermentation broth and membrane emulsification for the preparation of food emulsions.

Figure 1

Figure 2

4. Dairy industry

Milk is an emulsion of fat globules in an aqueous phase. The aqueous phase consists of suspended and dissolved components, such as casein micelles, serum proteins, lactose and salts. A typical composition of milk is given in Table 1. The milk composition varies per cow (race, age, stadium of lactation) and depends on the season, climate and feed ([Brans et al. 2004](#)). Membrane processes, alongside classical processes, are used in dairy industry for applications such as separation and/or fractionation of fat globules from whole milk, removal of bacteria and spores from skim milk (cold pasteurization), separation of casein micelles from soluble proteins contained in skimmed milk, concentration of casein micelles, and recovery of serum proteins from cheese whey ([Brans et al. 2004](#), [Kelly et al. 2006](#), [Argenta and Scheer 2020](#)).

Table 1

4.1 Removal of bacteria and spores from skim milk (cold pasteurization)

Collected milks by the dairy plant present the risk of containing pathogenic bacteria for human such as *Listeria*, *Brucella*, *Mycobacterium* or *Salmonella* ([Saboya and Maubois 2000](#)). Therefore, reduction of bacteria and spores have to be achieved, without changing the functionality of the milk proteins, especially when the milk has to be used for cheese production. The growth of unwanted bacteria and spores can spoil the cheese by a late blowing during ripening. This happens especially for the semi hard and hard cheese types where a combination of high moisture, low salt content and elevated ripening temperatures provide an environment that allows the spores to develop and generate gas.

Milk centrifugation, called bactofugation, is a possible method for reducing the number of bacteria and spores ([Ribeiro Júnior et al. 2019](#), [Brans et al. 2004](#), [Saboya](#)

and Maubois 2000). This technique, however, is energy consuming and only 90-95% of the spores are removed by one step of bactofugation. Heat treatments such as high-temperature, short time (HTST) pasteurization or ultra-high temperature (UHT) have been applied for more than fifty years and have been proved effective for killing most of the microbial flora. However, the dead cells remain in the milk with potentially active enzymes that will cause alterations of liquid milks during storage, thus reducing shelf-life. MF is now largely applied in the dairy industry for bacteria and spore removal. MF reduces the amount of bacteria and spores without affecting the taste of the milk and provides longer shelf life than pasteurization. Decimal reduction factors by MF are higher than for bactofugation. Typical values are in the range of 4 (Saboya and Maubois 2000). Besides the production of milk with extended shelf life, this technique can be used as pretreatment of skim milk for the production of raw milk cheeses and the reduction of spores in acid cheese milk (Brans et al. 2004). The technique is well established. To our knowledge, few recent articles are available on this topic and are related to very specific aspects. For example, Griep et al. (2018) demonstrated that spore size and surface property may affect the spore retention, and that a membrane with pore size of 1.2 μm , instead of the traditional 1.4 μm pore size chosen for this application, could be preferable. However, this smaller pore size can lead to higher retention of casein micelles which causes a decrease in milk protein concentration and also higher membrane fouling.

A commercial MF process for the reduction of bacteria and spores from milk is available under the name Bactocatch (Tetra Laval Co.), initially described in the patent of Holm et al. (1984). Nowadays, skim milk heated to 50 °C is circulated at a velocity of 7.2 m/s along a Sterilox® membrane with an average pore size of 1.4 μm (Saboya and Maubois 2000). The uniform TMP is around 0.5 bar. The volumetric reduction factor is 20 and in some huge equipment, the flow of the MF retentate is concentrated 10 times more in cascade by a second MF; this leads to a volumetric reduction factor of 200. Fluxes obtained industrially are in the order of 500 L/h.m² during 10 h. The decimal reduction factor, defined as the ratio between the number of spores in the initial milk and the number of spores in the permeate, is higher than 4.

The Bactocatch plant is typically divided into two sections, the MF section and the High Temperature Treatment (HTT) section (<https://www.tetrapak.com/processing/membrane-filtration>, April 2020). In the HTT section the product is treated for a short time at high temperature (120 °C). For cheese application, the skim milk is separated into two fractions: the permeate with a low bacterial content, and the retentate with a high bacterial content. The retentate is diverted to the HTT section and mixed with the cream needed for standardization. For extended shelf life products, the retentate is not re-mixed with the cream but is removed separately for further processing. As the retentate is considered a secondary product, higher concentration rates are often applied.

Like in all membrane processes (see section 2), membrane fouling occurs during skim milk MF (Brans et al. 2004, Ng et al. 2017, Wen-qiong et al. 2019). Very rapid fouling is associated to the fact that most of the fat globules and some of the proteins are as large as, or larger than the bacteria. Fouling mechanisms include complete pore blocking by bacteria and spores, partial pore blocking by bridging of casein micelles, adsorption to the membrane surface of serum proteins and in-pore fouling by serum proteins (Brans et al. 2004, Ng et al. 2017, Wen-qiong et al. 2019). To minimize the formation of the fouling layer, high cross-flow velocities (4-8 m/s) or backflushing techniques have to be used. In the Bactocatch system, high velocities are used with recirculation of the permeate to create a uniform TMP along the membrane. However, the use of high cross-flow velocities leads to a high energy consumption and to problems with varying TMP along the membrane. Guerra et al. (1997) proposed a backflushing technique combined with reverse asymmetric membranes allowing the use of low velocities and resulting in lower energy costs. In the technique, the permeate is pressurized during a very short time interval (less than 1 s) and with a frequency around $0.2-1 \text{ s}^{-1}$. The use of a reverse asymmetric membrane allows the formation of a very open fouling layer mainly inside the porous structure. The technique, combined with reverse asymmetric membranes of pore size of $0.87 \text{ }\mu\text{m}$, allows the control of fouling, achieving very high (500 L/h m^2) and stable fluxes with 100% casein transmission and a high reduction of spores (decimal factor between 4-5) even at low velocities (0.5-1 m/s).

4.2 Separation of casein micelles from soluble proteins

Skimmed milk is a complex suspension of casein micelles (association of α_{s1} , α_{s2} , β , and κ -caseins with an average radius of 100 nm, 26 g/L) in an aqueous phase containing soluble proteins (mostly β -lactoglobulin and α -lactalbumin, with an average radius of $\sim 5 \text{ nm}$, 7g/L), minerals (mostly calcium and phosphate, 8 g/L), and lactose (50 g/L) (Jimenez-Lopez et al. 2011). The composition of skimmed milk may also change with processing conditions like change in ionic strength, that induces modification of characteristics of casein micelles, and proteins and mineral composition (Jimenez-Lopez et al. 2011).

Casein micelles are separated from soluble proteins by crossflow MF ($0.1 \text{ }\mu\text{m}$) in order to produce a retentate rich in casein micelles and a permeate rich in soluble proteins, minerals and lactose (Jimenez-Lopez et al. 2011). Concentrated casein micelles can be recombined with cream for the production of cheese or use in production of dried native casein for food applications. In addition, permeate obtained from skimmed milk MF is a better starting material for the purification of individual proteins (Brans et al. 2004). However, casein micelles may be retained at the membrane surface, which induces the formation of a fouling layer and a drop of permeability and selectivity (Gésan-Guiziu et al. 1999a). Physicochemical conditions may have a strong impact on the overall performance of the process. For

example, at high ionic strength, casein micelles may form a gel, which is compact and difficult to remove (Jimenez-Lopez et al. 2011).

Hydrodynamic influences the performance of skimmed milk MF in terms of permeability. For example, the effect of turbulence on cross-flow MF of skim milk was shown to provide a significant increase in permeate flux (Krstic et al. 2002). The use of Kenics static mixer as turbulence promoter in the inorganic membranes (Membralox™) with pore sizes 50, 100 and 200 nm gave a flux increase of more than 500%, at *Re* number in the range 3000–10 000. Dynamic membrane systems are major techniques to limit membrane fouling and increase permeate flux. For example, vibratory shear-enhanced processes (Al-Akoum et al. 2002) and rotating membrane systems (Espina et al. 2008) were investigated successfully.

The separation of casein micelles from soluble proteins is a well-established technique. To our knowledge, there are few recent articles in this field. Recently, Chai et al. (2017) showed that a submerged membrane vibrational systems had significantly better performance and separation efficiency than a conventional cross-flow MF system. Indeed, the submerged membrane system with membrane vibration increased the transmission of whey proteins (α -lactalbumin and β -lactoglobulin) while rejecting casein micelles. In addition, a low increase of TMP was observed during experiments conducted over 24 h indicating low membrane fouling. Ceramic membranes with pore size of 0.1 μm are commonly used for this application although polymeric spiral-wound membranes can give similar performance when used at the same operating conditions (shear stress, TMP and temperature) (Jimenez-Lopez et al. 2011, Brans et al. 2004). A recent study (Zhang et al. 2018) investigated successfully new stainless steel membranes that improve membrane resistance to fouling thanks to their well defined pores shapes and surface properties.

4.3 Separation and fractionation of fat globules from whole milk

Milk fat mainly consists of dispersed fat globules, with diameter between 0.1 and 15 μm , with an average size of 3.4 μm (Goudéranche et al. 2000). Their integrity is maintained by a thin membrane surrounding their internal core. The number of fat globules per milliliter is between 10^{10} to 10^{11} .

Fractionation by MF could be an alternative to homogenization, as MF is known for not damaging the fat globules membranes (Goudéranche et al. 2000, Hartinger and Kulozik 2020). Goudéranche et al. (2000) described the fractionation of milk fat globules using a 2 μm MF ceramic membrane. The permeate and retentate from several milk products such as drinking milks, yoghourts, sour cream, camembert, Swiss cheese and butters, were evaluated for their texture and organoleptic properties. Significant differences were found in the manufactured products. Except for butter, milks containing small fat globules found in the permeate lead to more

unctuous products and finer textural characteristics versus products made with reference creams or with mainly large fat globules obtained in the retentates.

Separation of fat is generally realized by centrifugation. To avoid clumping of milk fat globules, the separation of fat globules usually takes place around 50 °C. Cream resulting from centrifugation contains about 40% fat. Advantages of membrane separation are a reduction in energy consumption and less damage to shear sensitive components, such as the milk fat globule membranes, when relatively low cross flow velocities are used (Brans et al. 2004). This could result in enhanced stability of cream and improved sensory properties of consumer products.

Few works describe the separation of fat globules from whole milk. Recently, some authors have investigated the production of milk fat globule membranes known for their wide range of bioactivities, including anti-cancer, immunoregulatory, and stimulation of neural development (Hansen et al. 2020, Jukkola et al. 2018, 2019). Milk fat globule membranes can be added to supplemented infant formula to match the composition of human milk and their concentration can be adjusted to the children requirements. Flat globules are first separated by MF which can be associated to diafiltration (continuous addition of an aqueous phase). The milk fat globules membranes are then isolated using a specific procedure (Hansen et al. 2020, Jukkola et al. 2018, 2019).

4.4 Concentration and demineralization of whey and milk ultrafiltration permeate

Whey and milk UF permeate are nutritious protein sources, but their application in food or feed products requires their concentration and demineralization. Whey can be classified based on processing conditions: sweet whey (pH around 6), produced from rennet-coagulated casein or cheese, and acid whey (pH ≤ 5) produced from mineral or lactic acid-coagulated casein (Brans et al. 2004, Casademont et al. 2009). The concentrated serum proteins can be spray dried and used in food or feed applications. Depending on the protein content, these products are called whey protein concentrate (WPC, 35–80% protein) or whey protein isolate (WPI, 80–95% protein) (Brans et al. 2004).

Nowadays, whey and milk UF permeate are concentrated by evaporation, RO and/or NF (Brans et al. 2004, Vitzilaiou et al. 2019, Stoica et al. 2018). Compared to evaporation, membranes processes require less energy consumption and are easily scaled up. RO can be realized on the dairy farm for reducing transport costs and increase bulk tank capacity, and cheese can be produced from RO concentrated milk (Sørensen et al. 2019). However, RO can be limited by the high pressure required and also by the relative low permeate fluxes obtained as well as by membrane fouling. As an alternative, Wang et al. (2017) proposed forward osmosis to concentrate whey protein solutions. In forward osmosis, a concentrated draw solution

and a diluted feed solution are separated by a semi-permeable membrane, where the osmotic pressure difference drives the water to flow from the feed solution to the draw solution. In contrast to RO, forward osmosis requires less pressure, which is also an advantage for treating viscous suspensions with high solid content.

NF is also used to demineralize and concentrate sweet whey streams prior to spray drying. NF was introduced in the 90's as an alternative to reduce the amount of salts and to concentrate proteins in one step. An abundant literature is available in this field. For example, [Van der Horst et al. \(1995\)](#) give a detailed description of the NF process. NF reduces energy consumption, but only leads to partial demineralization. NF membranes used in dairy applications have a high permeability for monovalent salts (NaCl, KCl) and a very low permeability for organic compounds (lactose, proteins, urea). More recent papers focused on the development of pretreatments that can improve ions rejection. For example, [Okawa et al. \(2015\)](#) realized the pretreatment of reconstituted sweet whey powder solution by anion-exchange resin to increase the molar ratio of Cl to Na and K. NF was then able to remove more than 90% of Na and K from the anion-exchange treated whey compared with less than 60% from the control whey. After being concentrated, whey's are spray dried. However, high concentrations of lactate, either as lactic acid or dissociated into lactate ions, are shown to cause increased powder stickiness, and so operational problems in the dryer ([Chandrapala et al. 2016](#), [Bédas et al. 2017](#)). NF can be used to separate undissociated lactose from charged lactate anions in whey, to reduce the risk in the spray drying operation. [Bédas et al. \(2017\)](#) confirmed the advantages of these techniques at a semi-industrial scale.

Due to its high content in proteins and vitamins, whey can be used as an additive in baby food, cheese products, and candies. However, mineral salts affect its flavor, and the functionality and value of the whey products. Desalination of whey is thus an important process and can be done also by ED or by ion exchange resins ([Brans et al. 2004](#), [Casademont et al. 2009](#)). In addition, ED with bipolar membrane (EDBM) is different from conventional ED since it uses the properties of bipolar membranes to split water molecules, may be also used to produce high purity bovine milk casein isolates. However, membrane fouling is one of the common problems in ED and this phenomenon could alter irreversibly the membrane integrity and could provide a decrease in the process performance. Also in EDBM configuration, a fouling identified as a mixture of CaCO_3 and Ca(OH)_2 was observed on both sides and inside the cationic membrane present in the stack. In addition, it was shown that conventional ED with pulsed electrical field can limit the protein fouling on the ion exchange membranes ([Casademont et al. 2009](#)).

Recent works were proposed to solve the fouling limitations of the ED technique, reduce the duration of the process and/or improved removal of mineral salts. For example, [Duffon et al. \(2019\)](#) demonstrated the positive effect of pulsed electric field on lactic acid removal, demineralization and decrease of membrane fouling during

ED of acid whey. [Chen et al. \(2016\)](#) confirmed that ED is a well suited demineralization technology to remove lactate ions from acid whey. [Merkel and Ashrafi \(2019\)](#) investigated pulsed ED reversal, in which short pulses of reverse polarity are applied instead of a long pause period in ED with pulsed electrical field. In most ED commercial plants, the operating temperature for whey desalination is 10-20°C, which implies a rather long operation. Increasing temperature makes the process faster and more efficient ([Merkel et al. 2020](#)).

4.5 Fractionation of whey proteins

The fractionation of whey proteins is an increasingly important field in the food, nutraceutical, pharmaceutical, and biotechnology industries. A large literature is available on this topic with several recent reviews ([Das et al. 2016](#), [Agüero et al. 2017](#), [Ganju and Gogate 2017](#), [Nazir et al. 2019](#), [Argenta and De Paula Scheer 2020](#)). This ever-growing interest may be explained by the health benefits of these compounds and their physicochemical properties like gelation, thickening, and foaming in foods, but also by the fact that whey was considered traditionally as a waste so the treatment and recovery of its valuable compounds can be considered as green technologies.

The two major whey proteins are β -lactoglobulin (35–65%) and α -lactalbumin (12–25%); minor components are immunoglobulins (8 %), serum albumins (5 %) and lactoferrin (1 %) ([Nazir et al. 2019](#)). α -lactalbumin can be used in infant formula and as a nutritional additive, β -lactoglobulin has emulsifying and foaming properties, immunoglobulins, serum albumins, and lactoferrin are both of interest in food and therapeutic applications ([Zydney 1998](#), [Nazir et al. 2019](#)). Several processes other than membrane processes are available to fractionate whey proteins, traditionally α -lactalbumin and β -lactoglobulin, the predominant whey proteins (>60%). These include ion exchange chromatography, affinity chromatography and precipitation ([Baruah et al. 2006](#)). The similar size (14 and 18 kDa) and pI (4.5-4.8 and 5.2) of these proteins (Table 1) complicate the separation process, resulting in inadequate yield and purity.

UF is an interesting alternative to chromatography for whey fractionation, that can be used at large scale. UF can be very specific, for the purification of compounds that keep their properties. Using precipitation and UF, [Gésan-Guiziou et al. \(1999b\)](#) reported a purity of 52–83% for α -lactalbumin and 85–94% for β -lactoglobulin respectively. [Konrad et al. \(2000\)](#) compared different purification methods for β -lactoglobulin and obtained purities between 82.5 and 94.1%. To enhance the selectivity of the UF process, it is possible to make use of the specific properties of the proteins. Adjustment of pH and addition of salt influence the electrostatic and steric interactions between different proteins, and between proteins and the membrane. For example, selectivities (defined as the ratio of the observed sieving

coefficients of α -lactalbumin and β -lactoglobulin) of greater than 55 could be achieved at pH 5.5 and 50 mM ionic strength using a 30-kD cellulose membrane (Cheang and Zydney 2003). However, with natural whey, decrease in both fluxes and selectivity were reported (Ehsani et al. 1997). The difference in the flux and retention characteristics between model and natural suspensions is explained as a result of the interaction with other proteins resulting in aggregation in the natural whey. Membrane and operating conditions also affect the overall performance of UF fractionation. For example, Metsämuuronen and Nyström (2009) compared UF membranes of different hydrophobicities and different pore sizes in the enrichment of α -lactalbumin to the permeate from diluted whey solutions.

Several recent studies focused on the development of new processes to improve the separation of whey proteins from whey. For example, charged membranes were proposed to exploit the difference in isoelectric points of the proteins (Arunkumar and Etzel 2014). Cascaded UF (or multiple-stage UF), in which retentate and permeate from one membrane (stage) were transferred to the next or previous membrane (stage) as feed, were used to increase the yield and purity of the obtained components (Patil et al. 2014). Also, ultrasounds were investigated successfully for the pretreatment of whey before UF (Koh et al. 2014) or associated to UF (Abel et al. 2015) with improved process performances. Lastly, enzymatic cross-linking with transglutaminase was tested for tuning protein size before UF showing an increase in whey protein recovery of 15-20 % (Wen-qiong et al. 2017).

Recovery of lactoferrin from whey has also been intensively investigated using membranes processes due to its multifunction and potential nutritional and therapeutic applications. The first reported studies used UF combined with appropriate pH conditions to exploit the physicochemical properties of these whey proteins (for example Nyström et al. 1998, Almécija et al. 2006). More recent articles proposed several alternative techniques, among them membrane techniques, to improve recovery and purity of the obtained lactoferrin. For example, membrane chromatography was shown to be very effective in improving separation efficiency and the technique has the advantage to be easily scaled-up (Teepakorn et al. 2015). Valiño et al. (2014) demonstrated improved separation of lactoferrin and serum albumin using charged UF membranes. An ED technique was also developed recently to separate lactoferrin and immunoglobulins from a model whey solution (Wang et al. 2020).

5. Wine

Wine is one of the most popular alcoholic drinks in the world; France, Italy and Spain being some of the most important producers. Wines are obtained from the fermentation of grapes and their composition depends on the composition of the

grape, grape ripeness at harvest, wine growing conditions, and wine-making practices. Their composition is also affected by yeast and bacterial strains and their metabolism. The average composition of wines (white and red) is shown in Table 2 (El Rayess et al. 2011).

Table 2

Wine colloids include polyphenols, polysaccharides and proteins (El Rayess et al. 2011). In red wine, the most abundant phenolic compounds are anthocyanins and tannins; in white wine, hydroxycinnamic acids constitute one of the main groups of macromolecules found in wine is polysaccharides. Polysaccharides may be divided into three groups depending on their origin: grape polysaccharides (pectin, pectin substances), yeast polysaccharides, and Fungi polysaccharides like beta-glucane. Wine proteins are a mixture of grape proteins and minor extent proteins from autolyzed yeast. Red wines contain very few proteins, as they are precipitated by tannins. Moreover, white and rosé wines may have variable protein concentrations of up to a few hundred (10–500 mg/L), mainly originating from grapes.

In the overall production process, wine filtration is used to decrease turbidity and improve microbiological stabilization (El Rayess et al. 2011). Turbidity is due to the presence of haze generated by macromolecules and particles in suspension. Turbidity can be measured with a turbidimeter and is expressed in Nephelometric Turbidity Unit (NTU). Before treatment, the initial NTU can be as high as 2000 NTU (El Rayess et al. 2011). After filtration, the turbidity of wines must be less than 2 NTU. Traditional filtration techniques include filtration on sheets and diatomaceous earth. Crossflow MF is a possible alternative to increase wine limpidity and stability. It is becoming widely extended in the wine industry, due to advantages such as elimination of diatomaceous earth use, and its associated environmental and health restrictions, as well as the combination of clarification, stabilization and sterile filtration in one single operation.

The consequence of fouling during crossflow MF of wine is a decrease in permeation flux, affecting the economic viability of the process, and an increase in retention of some components, which may affect the organoleptic characteristics of the wine (El Rayess et al. 2011). Fouling presents a very complex picture due to the complexity of wine composition, the influence of the membrane with wine colloids and particles and operations conditions. Several studies have reported the negative effect of wine polysaccharides on the permeation flux. Membrane fouling is not directly related to its total polysaccharides content but rather to the composition, structure of these polysaccharides and the balance between different groups of polysaccharides (Vernhet and Moutounet 2002). Proteins can also lead to very high and almost irreversible fouling. The related mechanisms are associated to hydrophobic interactions between the proteins and the membrane material as well as protein–

protein interactions (Ulbricht et al. 2009). In addition, particle and yeasts can play a major role, whose impact depends on particle size. In addition, cake formation can even partially protect the membrane from internal pore blocking (Ulbricht et al. 2009). For example, Boissier et al. (2008) investigated the respective impact of wine particles, i.e. *Saccharomyces cerevisiae* yeast and fines (lactic bacteria and colloidal aggregates), on the performances of crossflow MF. It was found that yeast alone formed reversible deposits, in relation with their hydrophilic character and uncharged properties. By contrast, fines formed a coherent and adherent cake above a given TMP.

The nature of the membrane has a major influence on fouling during crossflow MF of wine. The interactions of wine components with the membrane surface play indeed a major role in membrane fouling. For example, Ulbricht et al. (2009) from MF clarification of a white wine showed that polypropylene membranes yield significantly higher fluxes than polyarylsulfone membranes, both having the same pore size (0.2 μm). Using a model solution for wine, they showed that polyphenols and polysaccharides were very little adsorbed by polypropylene but strongly adsorbed by polyethersulfone membranes. In addition, it was suggested that aggregates of polyphenols and polysaccharides present in red wine had a strong contribution to adsorptive fouling, and that the interaction between polyphenols and the membrane surface was the main phenomena.

The better understanding of fouling phenomena during crossflow MF of wines combined with the introduction of backpulsing, has led to various commercial plants (El Rayess et al. 2011). For example, the Oenoflow XL-A system (Pall) is designed to meet the requirements of large wineries. Clarification is achieved in a single process step without the need for filter aids or centrifugation, and MF does not show any significant impact on the organoleptic characteristics of the wine. The system utilizes poly(vinylidene fluoride) hollow fiber membranes which allow exposure to aggressive cleaning solutions. In addition, the Oenoflow XL-A system is fully automated and incorporates backflushing. The Flavy FX system (Bücher Vaslin) uses hydrophilic polyethersulfone membranes specifically adapted to wine filtration. The asymmetrical structure of the membrane contributes to reduce fouling and its hydrophilic characteristic has an efficient role for controlling the adsorption of polyphenols and polysaccharides. In addition, the system incorporates backflushing for regular unclogging of the membranes. Other systems have been tested at lab scale to reduce membrane fouling during wine clarification. For example, El Rayess et al. (2016) investigated a rotating and vibrating filtration module with a complex hydrodynamic generated by a 3 flat blades impeller in a confined cell. With a hydrophilic polyethersulfone membrane, a permeability increase of 300% was obtained.

In the wine industry, some recent trends can be underlined. Wines with reduced alcohol content are increasingly requested by consumers. To obtain wines with

reduced alcohol content, membrane processes including NF, RO, and membrane contactors can be used as alternative to traditional techniques like evaporation (El Rayess and Mietton-Peuchot 2016). To reduce the alcohol content in wine, two methods are possible: either the reduction of sugar concentration of musts or the de-alcoholization of wines (El Rayess and Mietton-Peuchot 2016). Sugar control in beverages such as grape must can be obtained by membrane processes like NF. To reduce the loss of volatile aroma, during NF, several processes are sequentially implemented. For example, Salgado et al. (2017) evaluated the combination of pervaporation and NF to obtain a full flavored low alcohol white wine. The two-stage NF process was used for sugar reduction of must; pervaporation was realized for recovery of aroma precursors from grape before the two-stage NF and restitution of the flavour precursors. New products are also requested by consumers. For example, Xiong et al. (2020) described the preparation of mulberry wines which has several pharmacological effects. MF was proved to be an efficient technique for sterilization and clarification to produce a wine of high quality and stability. Some membrane processes are also emerging like ED used in reagent-free pH correction and tartrate stabilization of wines which is a main source of wine instability by precipitation of the tartaric salts (El Rayess and Mietton-Peuchot 2016). Compared to other methods like cold stabilization and UF, ED limits the loss of wine and of flavored components. However, membrane fouling by polyphenols and polysaccharides is a major limitation as it reduces electroconvection (Sarapulova et al. 2018).

6. Beer

In the food industry, the brewing industry holds an important position (Fillaudeau et al. 2006). Beer is the fifth most consumed beverage in the world behind tea, milk and coffee. Beer clarification is one of the most important operations in the brewing industry (van der Sman et al. 2012). It consists of rough beer filtration in order to eliminate yeast and colloidal particles responsible for haze, with the aim to ensure the biological stability of the beer. Fermentation of beer is done by yeast cells, converting starch derived maltose into alcohol and CO₂. Fermented beer is therefore a complex mixture of fluids, cells, aggregates and macromolecules. Turbidity is due to the presence of yeast cells and haze particles, which are aggregates of proteins and polyphenols. The conventional dead-end filtration with filter-aids, such as diatomaceous earth (Kieselguhr), is the usual industrial technique for beer clarification. However, due to economic, environmental and technical limits, crossflow MF has been developed and applied in several industrial plants.

During beer clarification by MF, severe membrane fouling is observed which leads to low permeate fluxes (typically below 100 L/h m²), protein and aroma compound retention, and extensive cleaning procedures (Czekaj et al. 2000). Membrane fouling

can be caused by pore size constriction, pore blocking or the deposition of cells, cell debris and/or other particles, such as macromolecules or macromolecular aggregates, on the top surface of the membrane. In addition, macromolecules present in beer (proteins, polyphenols, polysaccharides etc.) can cause significant fouling, even though they are much smaller than the pore size of MF membranes.

The membrane pore size is an important parameter to control flux and filtrate quality during beer clarification. The optimized nominal pore diameter is 0.45 μm to obtain a balance between flux and selectivity in comparison to the 0.2 and 1.3 μm pore size (Gan et al. 2001). Ceramic membranes are preferred to polymeric membranes as they can withstand harsh cleaning conditions. However, the obtained fluxes are usually much lower. Enhanced surface hydrodynamics have limited effect on improving flux and retention as the surface flow conditions have little influence over the dominant in-pore fouling and on the transmission of macromolecular solutes. However, high frequency backflushing and reversed membrane morphology were shown to lead to high flux enhancement (Gan et al. 2001). The reversed membrane pore morphology is obtained by changing the configuration and feeding the fluid to the substructure side of the membrane and taking out the permeate from the usual retentate side. The TMP is then applied in a reversed mode.

Several commercial MF plants are used for beer clarification (van der Sman et al. 2012). The rough beer is first cooled down to 0°C to induce chill haze, which is also retained by the membrane and will not cause turbidity in the bottled beer. Commercial systems mostly use hydrophilic, polyethersulfone membranes, with pore diameters in the range of 0.45–0.65 μm , in the configuration of hollow fiber or flat sheet modules. Some commercial systems use a centrifuge separation step prior to MF, which eliminates the yeast cells and large aggregates. However, the costs of the centrifuge step are quite large compared to the ones of the MF step, therefore most industrial plants do not involve a centrifugation step.

Tank bottom recovery constitutes also an important application of membrane processes in the brewing industry, and several industrial units are used with ceramic 0.4–0.8 μm or polysulfone 0.6 μm MF membranes (Fillaudeau et al. 2006). In order to recover beer from tank bottoms, natural sedimentation, centrifugation or filter-press can be used. As an alternative, MF can produce a high quality beer including flavor and haze, with minimal loss of color and bitterness.

More recent trends include the development of low-alcohol and alcohol-free beers. Non-alcoholic beers are usually defined by an ethanol concentration lower than 0.5 %vol. Dealcoholization of beers is realized using biological processes where fermentation is controlled to limit ethanol production, the use of specific yeast strains that consume or do not produce alcohol, thermal ethanol removal or ethanol removal by membrane processes (Muller et al. 2020). Membrane processes for dealcoholization of beers have the main advantage of operating at mild temperatures

compared to traditional thermal technologies. These membrane techniques include dialysis, RO, and pervaporation. However, several drawbacks are associated to these technologies: low flux for dialysis, fouling and high energy consumption for RO, and loss of volatile compounds for pervaporation. Other processes are proposed like non-porous membrane distillation ([Purwasasmita et al. 2015](#)) and forward osmosis diafiltration ([Ambrosi et al. 2020](#)). In forward osmosis, the osmotic pressure difference between the two sides of a semipermeable membrane drives the solution with a lower fouling than in RO. Water and ethanol are simultaneously removed; diafiltration is used to add water, reducing the alcohol content.

Another recent trend in the brewing industry is the use of enzymes ([Cimini et al. 2017](#), [Cimini and Moresi 2018](#)). Enzymes are used to digest cell walls, release amino acids, and breakdown starch into fermentable sugars. Such multi-enzyme blends are commercialized under the trade names of Onda® Pro and Brewers Clarex. These multi-enzyme blends can be used to improve the brewing process, produce a gluten free beer, or use raw barley or a new raw material to create new flavors. Several recent studies demonstrated the successful use of combined enzymatic and crossflow MF for clarification and stabilization of beer. For example [Cimini et al. \(2017\)](#) tested the commercial Onda® Pro preparation and [Cimini and Moresi \(2018\)](#) the commercial enzyme preparation of fungal origin Brewers Clarex.

The treatment of wastewater is also of increasing concern in the brewing industry. Wastewater is the main source of waste and it is estimated that between 3 and 10 L of waste effluent is obtained per liter of beer ([Olajire 2020](#)). The components of the wastewater include sugars, soluble starch, ethanol, and suspended solids. Several techniques are able to treat wastewater from the brewing industry like physical, chemical, biological treatments and microbial fuel technology. Membrane processes are also possible alternatives using membrane bioreactors [Chen et al. \(2016\)](#) or MF ([Ditze et al. 2018](#)). For example, [Chen et al. \(2016\)](#) investigated the treatment of brewery wastewater using an advanced anaerobic membrane reactor. The anaerobic membrane bioreactor integrates anaerobic digestion and membrane filtration, where the membrane completely retains all suspended solids. [Ditze et al. \(2018\)](#) realized the treatment of brewery wastewater using electrocoagulation, ultrasonication, and sono-electrocoagulation associated to crossflow MF.

7. Fruit juices

Fruit juice production is one of the most important sectors of the fruit juice industry. During last years, the consumption of fruit juices has significantly increased due to perception of juices as a healthy natural source of nutrients ([Cassano 2015](#), [Bhattacharjee et al. 2017](#), [Conidi et al. 2020](#)). Fruit juices contain low molecular

weight solutes such as sugars, organic acids, vitamins, pigments and high molecular weight solutes such as proteins, polysaccharides (pectin, cellulose, hemicelluloses, lignin and starch), microorganisms, etc. During the last decades, membrane processes have been increasingly used in fruit juice industry. These techniques can produce fruit juices with high quality, thanks to their high selectivity and low operating temperatures. They are mainly used for concentration and clarification but also for isolation and purification of specific compounds (such as aroma and bioactive compounds).

7.1 Fruit juice clarification

Some fruit juices present natural turbidity due the presence of insoluble matter such as pectin, starch and cells from the juice ([Domingues et al. 2014](#)). Depending on the application of the fruit juice, a clarification process is required. For example, clarified fruit juices are needed for the production of clear beverages (soft drinks, natural aromatic waters, alcoholic beverages, cold teas, etc), candies (melting products), and pastries (natural essences, translucent fruit sauce). Conventional clarification usually involves sequential batch processes, such as enzymatic pretreatment, clarification with bentonite, gelatin or diatomaceous earth and pasteurization. Introduced in the late 1970's, MF and UF are alternatives to traditional clarification techniques. Advantages of MF and UF are increased juice yield, possibility of operating in a single step, reduction in enzyme utilization and working times, elimination of needs for pasteurization, no requirement of filter aids and production with a continuous process ([Cassano 2015](#), [Rouquié et al. 2019](#)).

Concentration polarization and fouling phenomena represent important limitations in the performance of fruit juice clarification using UF or MF. Membrane characteristics, juice properties and operating conditions, such as recirculating flow, TMP and temperature, are important factors influencing membrane fouling, and consequently, the process performance. The influence of operating conditions on membrane fouling in cross-flow MF and UF of different fruit juices has been widely investigated (for example [Cassano et al. 2007](#), [de Oliveira et al. 2012](#), [Laorko et al. 2010](#)). Like in other UF and MF applications, the permeate flux shows a linear dependence with pressure lower than a critical TMP while at higher pressures the permeate flux approaches a limiting value. Higher flow rates enhance the wall shear stress on the membrane surface reducing the concentration polarization layer associated to an increase in permeation flux. Permeate flux is also increased by using higher juice temperature due to a reduction of juice viscosity and an increase of diffusion coefficients of macromolecules ([Cassano et al. 2007](#)).

In general, the permeate flux increases with membrane pore size (in case of MF) or MWCO (in case of UF) while the retention of sugars, pigments and potential haze precursors (phenolics and proteins) decreases as membrane pore size (or MWCO)

increases (Girard and Fukumoto 2000). The selection of MF or UF membranes for fruit juice clarification must consider several parameters including the viscosity of the raw juice, the retention of specific compounds, the membrane performance and the membrane cost (Cassano 2015). Juices with high solids content and viscosity require the use of tubular modules or plate and frame modules with large spacers. Particle clogging can occur in the narrow flow path of hollow fiber or spiral-wound membrane modules reducing permeate flux and making membrane cleaning more difficult. Consequently, the use of thin channel devices requires additional pre-treatments of the fruit juice to reduce solids content and viscosity.

Commercially available membranes used in fruit juice clarification are usually organic polymers such as polysulfone, polyethersulfone, polypropylene, polyamide, cellulose acetate, polytetrafluoroethylene, poly(vinylidene fluoride) (Cassano 2015, Bhattacharjee et al. 2017, Conidi et al. 2020). Ceramic membranes are also used for their higher chemical resistance and longer life. The most used devices are tubular membranes (with an inner diameter of 5-10 mm), capillary membranes (inner diameter of 1-1.5 mm) and plate-and-frame membrane modules. The tubular configuration is associated with low packing density and high membrane replacement costs. Vibrating membrane systems able to develop high shear rate at the membrane surface may also be used for juice with high solids content and viscosity. An immersed membranes configuration has also been tested for concentration of delicate fruit juices that could be damaged by the high cross-flow velocities ($1-7 \text{ ms}^{-1}$) applied in classical membrane configuration like ceramic tubular membranes (Rouquié et al. 2019).

Pretreatment plays an important role in fruit juice clarification by MF or UF. Low permeate fluxes can be obtained during juice filtration due to its relative high content of pectin, lignin and hemicellulose. Enzymatic treatment and juice centrifugation are common pre-treatment methods. Domingues et al. (2014) investigated the influence of three pretreatments before passion fruit juice MF: centrifugation, enzymatic liquefaction and chitosan coagulation. The enzymatic pretreatment reduced the juice viscosity, and the centrifugation step decreased color and turbidity. Chitosan coagulation was the most promising pretreatment, since it gave the highest decrease of color and turbidity, and the highest permeate flux. It was also observed that the predominant membrane fouling mechanism depends on the pretreatment. Fouling occurs mainly by cake formation for fruit juice pretreated by centrifugation or enzyme, and by internal pore blocking for fruit juice pretreated by chitosan.

Recent interest in eco-responsible techniques (less energy required and less transport of the products obtained) has also been investigated in the field of fruit juices. Phinney al. (2019) recently proposed the concentration of citrus fruit juices using traditional solar drying setups and membrane pouches that are easier to handle and transport to local urban markets. The membrane pouches were made from a polymer film cut into two pieces and then joined together on three sides with a

heat sealing machine. The technique is suitable for small-scale producers in rural areas of tropical countries like rural Mozambique. The results obtained at realistic weather conditions can help small-scale producers to use the technique.

7.2 Fruit juice concentration

Fruit juices are usually concentrated to allow easier and cheaper storage, transportation, and distribution, as well as better conservation. The classical methods of juice concentration, such as thermal evaporation, usually employ high temperatures to remove water. However, heat can cause undesirable changes in the product sensory and nutritional properties, such as color and flavor changes, and reduction in the nutritional value. Membrane concentration processes are alternatives to thermal evaporation. They are able to concentrate juices at room temperature, causing little or no damage to the product (Jiao et al. 2004, An et al. 2019). Advances and developments of membrane technology in this field have been reviewed by Jiao et al. (2004).

Reverse osmosis

Fruit juice concentration by RO has been used in the fruit processing industry for about 40 years (Cassano 2015, Bhattacharjee et al. 2017). RO is based on the use of dense membranes operating at a TMP higher than the osmotic pressure of the solution in order to allow the permeation of water from the side at high solute concentration to the low one. Typically, high retention of nutritional, aroma and flavor compounds can be achieved with the attainment of high quality fruit juices.

The advantages of RO over thermal evaporation are low damage to the fruit juice, reduction in energy consumption and lower capital investments, as the process is carried out at low temperatures. In addition, it does not involve phase change for water removal. RO concentration has been investigated for a large range of fruit juices, including apple, citrus, grapefruit, and others like juices from kiwi, pineapple, watermelon, passion fruit and tomato (Cassano 2015, Bhattacharjee et al. 2017). Several studies have demonstrated the effect of the membrane and operating conditions, on the permeate flux and retention of juice constituents, especially aroma compounds and sugars. Increased pressures can result in higher flux, reduced process time and higher rejections of aroma compounds. At higher temperature both permeate fluxes and permeation rates of volatiles are increased (Chou et al. 1991). Different membrane configurations may also affect the retention of flavor compounds during fruit juice concentration, like spiral wound system and plate-and-frame configuration.

Some macromolecules present in fruit juices, especially polysaccharides, tend to form a gel layer at the membrane surface. In order to minimize this problem, enzymatic hydrolysis has been proposed to break down the methoxylated pectin, reducing the juice viscosity and thus, favoring mass transfer across the membrane

([Aguilar et al. 2012](#)). RO membranes have a major drawback in spite of their high selectivity and solute retention capacity. The high osmotic pressure of fruit juice limits its degree of concentration to the required level. Different studies have shown that the final concentration of fruit juices is lower than about 25-30°Brix with the most efficient flux and solute recovery ([Cassano 2015](#), [Bhattacharjee et al. 2017](#)). Therefore, RO can be used as a preconcentration step prior to other processes like freeze concentration or evaporation, to reduce energy consumption and increase production capacity. Multi-stage RO is also a possible alternative that is used industrially. For example, [Al-Obaidi et al. \(2017\)](#) investigated an industrial full-scale plant based spiral-wound membrane modules to concentrate apple juice and identify the optimal conditions to obtain a specified apple juice product of high concentration.

Membrane distillation (MD)

In MD, the water flux goes from the warm side to the cold side due to the temperature gradient between two aqueous solutions separated by a macroporous hydrophobic membrane. The process is performed at atmospheric pressure and at temperature that may be much lower than the boiling point of the solutions. The driving force is the vapor pressure difference between the two solution–membrane interfaces due to the temperature gradient. Therefore, MD can be used to concentrate solutes sensitive to high temperature. The technique has received a great attention for concentrating fruit juices ([Jiao et al. 2004](#)).

Different configurations have been used depending on the mechanism to obtain the required driving force. In direct contact membrane distillation (DCMD), water at lower temperature than the juice is used as a condensing fluid in the permeate side of the membrane. This configuration offers several advantages due to the possibility to operate at relative low temperatures and to achieve high quality concentrates with high content of soluble solids (60-70 °Brix). Several juices have been treated using DCMD like orange ([Calabrò et al. 1994](#)) and apple juices ([Gunko et al. 2006](#)). Several parameters affect the process performance, in terms of permeate flux and retention of fruit juice components, such as membrane type, feed juice concentration, operating temperature, flow rate, UF pretreatment ([Jiao et al. 2004](#)). In vacuum membrane distillation (VMD) the membrane separates the liquid feed (the juice) from a downstream gaseous phase kept under vacuum. This process has been used for example for the recovery of volatile aroma compounds from pear juices ([Diban et al. 2009](#)). These last years, an increasing interest has been paid to osmotic membrane distillation ([Bagci 2015](#)).

Osmotic distillation (OD)

OD is a membrane process, also known as osmotic evaporation, membrane evaporation or isothermal membrane distillation. As compared with RO and MD process, the OD process has potential advantages which might overcome the

drawbacks of RO and MD for concentrating fruit juice. Indeed, RO is limited by the osmotic pressure, and during MD, some loss of volatile components and heat degradation may occur due to the heat requirement for the feed stream in order to maintain the water vapor pressure gradient.

In OD the membrane separates the dilute solution (the juice to be concentrated) from a salt solution (hypertonic solution) preventing penetration of the pores by aqueous solutions due to its hydrophobic nature. The difference in solute concentration generates a vapor pressure gradient across the membrane causing a vapor transfer across the pores from the dilute solution to the concentrated one. The process can be carried out at room temperature and low pressures (typically lower than 140 kPa) so avoiding thermal and mechanical damage of juice components. Disadvantages of OD for fruit juices concentration include a low evaporative capacity ($3 \text{ L/m}^2 \text{ h}$) with a long processing time, and the necessity of an inactivation enzyme pre-treatment (Jiao et al. 2004). Other drawbacks are related to economic aspects, such as production costs higher than the thermal evaporation and high cost of membrane replacement.

The removal of water by OD has been investigated for a variety of fruit juices including pineapple, camu-camu, passion fruit, kiwi, orange and apple juices (Cassano and Drioli 2007, Cassano 2015). Recent fruit juices treated by OD include Nagpur mandarin fruit juice (Kumar et al. 2019) and cactus pear juice (Terki et al. 2018). The water flux depends on different parameters such as flow rate, temperature and concentration of both feed and salt solutions.

Salt solutions such as CaCl_2 , MgSO_4 , K_2HPO_4 and NaCl , are typically used as stripping solution at the downstream side of the OD membranes (Cassano 2015). For OD applications, membranes made of hydrophobic polymers such as polyethylene, polypropylene, polytetrafluoroethylene and polyvinylidene may be used. For example, Liqui-Cel Extra-Flow membrane contactors with a shell-and-tube configuration designed for both laboratory and industrial applications are commercialized by Membrana (Charlotte, USA). These modules contain microporous PP hollow fibers with external diameter of $300 \mu\text{m}$ and a mean pore diameter of $0.2 \mu\text{m}$. The total membrane surface area ranges from 1.4 to 135 m^2 (3M, 2020).

Integrated membrane processes

Concentrating fruit juice by integrated membrane processes is attractive, particularly for industrial production (Cassano 2015). Fruit juices such as orange juice have high solids and pectin content, and are therefore viscous, which results in low permeate flux through RO or OD membranes. Also, using a single-stage RO system, concentrations cannot reach higher values than 25–30 °Brix due to osmotic pressure limitation. By using MF or UF as a pretreatment for separating the suspended solids and pectins from juices, the viscosity decreases and the permeate flux through RO or

OD increases. Therefore, high quality product and lower energy consumption can be achieved with integrated membrane processes. Figure 3 shows an example of an integrated membrane process for concentration of clarified kiwifruit juice by OD with a UF pre-treatment (Cassano and Drioli 2007). Another example is an integrated UF/RO/OD process based on a first step of UF for clarification of the centrifugated Nagpur mandarin juice, followed by concentration steps by RO and then OD (Kumar et al. 2019).

Figure 3

7.3 Deacidification of fruit juice by electrodialysis

In the beverage industry, ED is an interesting method for deacidification of fruit juice compared to salt precipitation, which involves addition of chemicals, and to ion-exchange resins, which only slightly modify the sensorial characteristics of fruit juices (Vera et al. 2009). ED has shown satisfactory performances for deacidification of various fruit juices such as orange, grape, pineapple, castilla mulberry, naranjilla, and araza. ED with bipolar membranes (EDBM), for the deacidification has additional advantages, since the electrohydrolysis of water produced in the bipolar membrane allows producing H^+ and OH^- ions, which can be used for the deacidification, and the production of organic acids, that can be used to compensate the higher energy cost compared to other processes. Membrane fouling is the main limiting factor of the process, but it can be reduced by modifying current density and flow rate specifically for each juice (Vera et al. 2009). The best ED performances are obtained with clarified and centrifuged fruit juices.

Recent results led to identical conclusions. For example, EDBM was shown to be slightly less damaging than salt precipitation during deacidification of cranberry juice production, and was up to around 20% more eco-efficient than salt precipitation (Faucher et al. 2020). The application of a pulsed electric field (an electric pulse is applied and stopped for a given time) during EDBM on cranberry juice deacidification can reduce fouling and increase current efficiency (Pelletier et al. 2017).

7.4 New products

Development of new food products and recovery of bioactive compounds have been proposed these last decades. Some recent examples are given below. Vieira et al. (2020) produced a goat whey orange juice beverage clarified and concentrated by MF. The addition of whey proteins into orange juices benefits of the bioactive activities of the whey proteins like antioxidant and inhibition of lipid oxidation. Healthy food products are also of major concern. In that sense, low-sugar fruit juices can be produced using membrane techniques. For example, Samborska et al. (2018) produced a low-sugar apple-cranberry juice based on an UF/diafiltration technique.

Percentage of reference intake of sugars associated with the consumption of 250 mL juice was reduced from 27.0 to 20.7 and 15.7 %, after UF and diafiltration, respectively.

Recovery of bioactive compounds from fruits has been also increasingly reported (Nazir et al. 2019). Polyphenols are known for their health benefit effects related to the reduction of heart disease, neurodegenerative disorder and cancer (Conidi et al. 2018). Membrane techniques are interesting alternatives for extraction and purification. For example, NF was shown to be an effective method for concentration of phenolic compounds from strawberry juice without color degradation (Arend et al. 2017). NF was also used successfully for concentrating polyphenolic compounds from grape seed extracts without loss of polyphenolic compounds (Li et al. 2018). Natural aroma are also important compounds in food industries. They were obtained from fruit juice hydrolates by pervaporation, from plum, apple, blackcurrant or cherry (Dawiec-Liśniewska et al. 2018). Pervaporation can significantly improve product quality and lengthen shelf life as demonstrated at laboratory scale and semi-industrial setup.

8. Sugar

Membrane processes have been proposed in the sugar industry to replace or to be added to traditional major operations (Lipnizki and Ruby-Figueroa 2014). These applications concern both the beet and cane sugar industries. In the beet sugar industry, applications reported concern pulp recycling, raw juice purification, demineralization of beet juice, and preconcentration of thin juice. In the sugarcane industry, they include raw sugar cane juice purification, concentration of clarified cane juice, molasses treatment, and decolorization of remelted raw sugar. A recent and increasing attention is also paid to the treatment of sugar vinasse (Santos et al. 2017).

8.1 Purification of sugarcane juice by UF

The production of sucrose from sugarcane juice includes several downstream unit operations (Abels et al. 2013). The classical purification process (double-sulfitation) involves calcium hydroxide (lime) and sulfur dioxide addition to clarify the raw juice stemming from a sugar cane mill. In result, the suspended colloids of the raw juice coagulate and precipitate along with calcium sulfite (Abels et al. 2013, Lipnizki and Ruby-Figueroa 2014). The clarified juice is then concentrated by evaporation and bleached by a second sulfitation. Finally, the product stream is crystallized to obtain white sugar crystals. However, the double-sulfitation process suffers from inefficient removal of substances from the raw juice, like gum, ashes, silica, colorants and reversible colloids and an inefficient removal of sulfite from the product stream. Therefore, MF and UF have been investigated to replace the second sulfitation step

for the purification of clarified sugarcane juice (Figure 4). UF of clarified sugarcane juice can be done using spiral wound or flat sheet polymeric membranes or ceramic tubular filtration systems (Jegatheesan et al. 2009). The filtrate obtained had an increase of 1.5–3 unit of juice purity, compared to the increase of 0.5–1 unit obtained using the liming-sulfitation process. In addition, membrane clarification yielded improvement in juice clarity with nearly 60% reduction in color as well as reduction in the inorganic contents of the juice.

Figure 4

Clarification of sugarcane juice by UF and MF has been extensively studied both in laboratory and factory trials. For example, Ghosh and Balakrishnan (2003) conducted a pilot test on UF of sugarcane juice in a white sugar factory in northern India. The sugarcane juice was clarified at 91–97 °C using polymeric spiral wound membrane modules in a pilot plant with a production of 10 m³/h. The membrane modules were found resistant to elevated temperatures and showed satisfactory separation with an average purity rise of 0.9 units, 31% lower turbidity and 47% lower color in the permeate. However, the average flux was low (7 l/m² h). Like in other food membrane processes, membrane fouling is a significant limitation in UF of clarified sugarcane juice (Saha et al. 2009). Sugarcane juice contains 3–5% of soluble solids in the form of colorants, color precursors, etc, and 0.85–1.45% of soluble solids in the form of organic non-sugars such as proteins, polysaccharides and waxes. The polysaccharide component in sugarcane juice is an established membrane foulant. In addition, the presence of divalent cations, e.g. Ca²⁺, increases the gel formation by polysaccharides. Recently, Shi et al. (2019) underlined the importance of pretreatment of factory sugarcane juice before UF to increase permeate flux, juice quality and reduce membrane fouling. Flocculation before sugarcane juice clarification minimizes the impurity loading and thus membrane fouling. However, the current flocculants tested in the sugar industry are still under investigation (Shi et al. 2019). Integrated processes are also interesting options for purification of sugarcane juice. Luo et al. (2016) demonstrated that integrated membrane processes were an interesting alternative to obtain both high color removal and satisfactory permeate flux in refining sugarcane juice. The integrated membrane process consisted of tubular loose UF, spiral wound tight UF and finally spiral-wound NF.

8.2 Demineralization of sugar juice

The sugar juice obtained after purification contains alkali cations (Na⁺, K⁺, Ca²⁺) that must be removed (Lipnizki and Ruby-Figueroa 2014). Several processes can be used, i.e. ion-exchange resins, coagulants, adsorbents and ED. The implementation of ED in the European sugar industry dates back to the 1990's. ED is an alternative or additional step to the classical demineralization of the sugar juice by ion-exchange. ED is reported to offer a decrease in waste effluents, pollution load, volume of molasses and capital cost in a continuous operation.

Some studies have been conducted on both laboratory and pilot scales (for example [Elmidaoui et al. 2002, 2006](#), [Galier and Roux-de Balmann 2015](#)). [Elmidaoui et al. \(2002\)](#) used a specific membrane, Neosepta AXE 01 (Tokuyama, Japan). The membrane was used in an ED pilot plant of 2.5 m² at a production rate of 24 m³/d. The juice quality was improved by demineralization reaching 9 % in purity and 10% decoloration rate. At the end of the ED, 75 % of Na⁺, 86% of K⁺ and 65% of Ca⁺ were removed and no fouling was observed during 200 h. ED was then applied to remove melassigenic ions for Moroccan beet sugar industries ([Elmidaoui et al. 2006](#)). Three solutions (juice, syrup and mother liquor) were successfully treated by ED with improved quality and purity.

8.3 Processing of sugarcane vinasse

Vinasse is the aqueous waste generated by the distillation of fermented sugarcane juice or molasses during ethanol production ([Hoarau et al. 2018](#)). Vinasse is an acidic stream (pH 3.5-5) with a high organic load. It contains nitrogen, phosphorus and potassium. The production of vinasse is rising with the increasing demand in ethanol, therefore its treatment has become a major issue. The literature on sugarcane vinasse treatment using membrane processes is abundant ([Hoarau et al. 2018](#)). Two major membrane processes have been proposed. MF can be used, however due the high organic load of vinasse, pretreatments are required such as coagulation/flocculation ([Menkhaus et al. 2010](#)). The major drawback of MF processing is the high fouling of the membranes. Anaerobic membrane bioreactors are also possible alternatives. Again, membrane fouling is a major limitation reducing the permeate flux and increasing the processing time. These negative effects may be reduced by making use of the numerous advances in the membrane bioreactors field, especially in waste water treatment. For example, [Santos et al. \(2017\)](#) demonstrated the potential of an experimental plant consisting of an upflow acidogenic reactor and a continuous stirred methanogenic reactor, fitted with submersed MF hollow fiber membranes.

9. Other applications

Other applications of membrane processes are currently reported in the food industry including ED for separation, concentration and purification of organic acids from fermentation broth and membrane emulsification in integrated processes for innovative food.

9.1 Electrodialysis of organic acids from fermentation broth

Organic acids for example, lactic, succinic, gluconic or citric acid, are widely used in the food industry, as acidulants, nutrients, and preserves ([Liu et al. 2014](#)). Production

at the industrial scale is mainly achieved by fermentation from molasses, starch hydrolysates or sugars. Several unit operations are usually required including one or several precipitation stages, which produce large amounts of effluents with a high salt content. ED is also a possible technique for separation, concentration and purification of organic acids from fermentation broth by reducing the amount of effluents and involving less chemicals. Some recent papers underline the key role of organic acids in several industries especially in the food industry (for example [de Oliveira et al. 2018](#), [López-Gómez et al. 2019](#)).

In EDBM, the bipolar membrane consisting of a cation-selective layer and an anion-selective layer, is used to separate the system into functional chambers ([Liu et al. 2014](#)). With the capability of bipolar membranes to dissociate water into H^+ and OH^- , the organic salts can be converted into organic acids. With a suitable applied voltage (e.g. 0.9 - 1.1V), the water dissociation rate can be 50 million times faster than that in aqueous solutions. Moreover, the process requires much less energy than an electrolytical production process. Several organic acids have been produced using EDBM, including acetate acid, propionic acid, citrate acid, and gluconic acid.

For example, lactic acid is produced by fermentation followed by a two stage ED recovery process (Figure 5) ([Bouchoux et al. 2006](#)). The major application of lactic acid in the food industry as an additive and preservative. In order to increase the fermentation yield, the pH is adjusted by addition of a base. The resulting fermentation broth contains the lactic acid as calcium, ammonium or sodium salt and several organic and inorganic fermentation residues. The largest impurities, such as bacterial cells and high molecular weight residues, may be eliminated in a first clarification by MF. The suspension is then concentrated by conventional ED to improve the removal of non-migrating species like remaining sugars. After conventional ED, the acid salt is then converted into its free acid form by EDBM. Improving the overall efficiency of a two-stage ED recovery process generally involves adding extra purification operations before and/or after EDBM, such as NF. For example, NF can be used for clarification of the fermentation broth as well as a final purification step after lactate conversion ([Bouchoux et al. 2006](#)). More recently, [Wang et al. \(2013\)](#) proposed the integrated operation of fermentation and EDBM under continuous operation. Both continuous fermentation and continuous EDBM were investigated separately before being integrated in the same set-up.

Figure 5

9.2 Membrane emulsification

Membrane emulsification has been introduced some 30 years ago as an alternative to other methods of emulsification ([Charcosset 2014](#), [Vladisavljević 2019](#)). Emulsions are prepared by injecting the dispersed phase through the side of a porous membrane, and the droplets formed are detached by the continuous phase flowing on the other side of the membrane. Typically, the technique can be realised by injecting through the membrane the dispersed phase (direct membrane emulsification) or a coarse emulsion (premix membrane emulsification). Premix emulsification can include several passes through the membrane to decrease the average droplet size and the droplet size distribution. A very large range of emulsions and particles have been prepared using membrane techniques including simple emulsions, multiple emulsions, and colloidal dispersions such as polymeric, lipid nano and microparticles, nano and microcapsules, and microbubbles ([Vladisavljević 2019](#)). The advantages of membrane emulsification over other emulsification techniques like high pressure homogenization are the low shear stress involved, keeping the properties of shear sensitive ingredients, the ease of scaling-up and the lower energy consumption ([Charcosset 2014](#), [Vladisavljević 2019](#)).

In the last two decades, membrane emulsification has become a well-established technology ([Charcosset 2014](#), [Vladisavljević 2019](#)). Several membrane emulsification devices are commercialized, for example by SPG Technology (Japan), Emulsar (France), Micropore Technologies (Great-Britain) and Kinematica (Switzerland). It is now realistic to implement at large scale membrane emulsification set-ups in industries. The set-ups can include the presence of membrane rotation, vibration or oscillation, so droplets can detach easily; also the high shear stress created in this way at the membrane surface helps to obtain droplets with small size (typically lower than 0.1 μm). Another trend is to use microsieve membranes that are particularly well-suited for these applications thanks to their well-defined pore shapes that control the droplet size and also that can reduce somewhat membrane fouling ([Vladisavljević 2019](#)).

In the food industry, membrane emulsification has several potential applications for the preparation of beverage, dairy products and others ([Charcosset 2014](#)). The first papers published in the 90's were particularly interesting and described industrial applications in the dairy industries. Butter, margarines, and fat-based spreads are well known dairy emulsions ([Dalglish 2004](#)). Other dairy emulsions include yogurts, processed cheeses, and other systems containing emulsions droplets. Membrane emulsification can be a suitable alternative to other emulsification processes and several studies were done on this topic. For example, [Scherze et al. \(1999\)](#) prepared oil/water emulsions using Shirasu Porous Glass (SPG) membranes. The dispersed phase was liquid butter fat or sunflower oil and the continuous phase contained milk proteins. The low shear forces applied in membrane emulsification had a beneficial effect on the physicochemical and molecular properties of the proteins. [Katoh et al. \(1996\)](#) also prepared a low fat spread with a fat content of 25 % (v/v). Membrane emulsification was proved to be suitable for preparation of water in oil food emulsions

at large scale thanks to the scale-up ability of membranes and their high production rates.

In the last decade, several studies proposed the preparation of food grade emulsions or double emulsions using membrane emulsification. Rather than being industrial applications, these studies proposed formulations including components that can be used in the food industry. For example, [Eisinaite et al. \(2016\)](#) prepared food-grade double emulsions by premix membrane emulsification. The formulation consisted of beetroot juice as inner water phase, sunflower oil as oil phase and whey protein isolate solution as outer water phase. The aim was to protect the water soluble pigments contained in the beetroot juice from degradation thanks to its encapsulation in the inner water phase. [Piacentini et al. \(2016\)](#) proposed a membrane emulsification technique for the encapsulation of biophenols recovered from olive mill wastewaters. Catechol was chosen as a biophenol model and encapsulated in water-in-oil emulsions. The valorization of biophenols recovered from olive mill waste waters is particularly interesting. [Ilić et al. \(2017\)](#) prepared food grade water₁/oil/water₂ emulsions by membrane emulsification using microsieve membranes for the encapsulation of garlic extracts in the water phase. Garlic is known for its positive effects on human health with antimicrobial, antifungal, antiparasitic and antiviral activities. Its disadvantages, like instability, volatility and unpleasant taste and odor can be reduced by its encapsulation.

Other food industries could benefit of the advantages of the membrane emulsification techniques. For example, beverages such as flavoured tea, flavoured water, juice drinks, and dairy-based juice drinks ([Tan 2004](#)) are based primarily on the essential oils from the peel of the fruits (e.g., orange oils, lemon oils, etc). They are obtained by adding flavours from essential oils at a concentration lower than the soluble concentration or by preparing emulsions of these flavours (beverage emulsions) ([Rao and McClements 2012](#)). Membrane emulsification may be a possible process to produce beverage emulsions.

10. Conclusion

Membrane processes are intensively used in the food industry. The most common processes are filtrations (RO, NF, UF and MF) for concentration or clarification of food suspensions like milk, fruit juices, wines and beers. Several improvements have been proposed for the control of flow in membrane modules, reduction of fouling by new techniques and optimisation of chemical or physical cleaning. The advancements and understanding of UF and MF has also made possible fractionation of molecules of different sizes for example in the dairy industry. Other membrane processes include ED for the stabilization of wines and deacidification of fruit juices.

Several trends have emerged these last years in the use of membrane processes for food industries. Complete membrane plants are now available for different applications and commercialized by several companies. For example, food companies can invest in complete plants for milk sterilization, wine clarification or beer dealcoholisation. This also true for less traditional techniques, like membrane emulsification, for which complete plants are commercialized by several European and Asian companies. This confirms that a large number of membrane processes have reached a high degree of maturity.

Membrane processes are still under investigation to better understand and to reduce fouling, which is a main limitation in food applications where concentrated feeds contain a large range of compounds with different size, charge, hydrophobicity/hydrophilicity, ect. The emerging trends concern the in-line characterization of membrane fouling, advanced characterization techniques like hplc coupled mass-spectrometry, and advanced simulations methodology like molecular simulation ([Rudolph et al. 2019](#), [Chew et al. 2020](#)).

An increasing concern is also related to the environmental consequences of all processes used, with energy and water consumption, and waste water release. In that sense, all major processes and especially membrane processes are concerned. For example, the volume of waste water in the dairy industry is minimized and this effluent is treated to recover valuable compounds. In the beer industry, environmental issues are also of major concern and several membrane processes are proposed to treat effluents. Eco-conception of new membrane processes has also emerged as an important field. Cheese making by membrane techniques can be realized directly in the farms to optimize milk collection and limit transport ([Sørensen et al. 2019](#)). Collection of fruit juices can be made in farms of tropical countries and their concentration realized in solar dryers with membrane pouches ([Phinney al. \(2019\)](#)). These trends should increase in the next few years in all major food industries.

New food products are also emerging as consumers are increasingly looking for healthy and natural products. Anti-oxidant, anti-aging, etc, activities are requested. In this regard, membrane processes can help to develop new food formulations thanks to their ability to purify, concentrate, and also elaborate new products.

Funding (information that explains whether and by whom the research was supported) : Not applicable

Conflicts of interest/Competing interests (include appropriate disclosures) : Not applicable

Availability of data and material (data transparency) : Yes

Code availability (software application or custom code) : Not applicable

Bibliography

- 3M, https://www.3m.co.uk/3M/en_GB/company-uk/search/?Ntt=liqui-cel, May 2020
- Abel M, Kiss ZL, Beszedes S, Hodur C, Keszthelyi-Szabo G, Laszlo Z (2015) Ultrasonically assisted ultrafiltration of whey solution. *J Food Process Eng* 38:467–473
- Abels C, Carstensen F, Wessling M (2013) Membrane processes in biorefinery applications. *J Membr Sci* 444:285–317
- Agüero R, Bringas E, San Roman MF, Ortiz I, Ibanez R (2017) Membrane processes for whey proteins separation and purification. A review. *Current Org Chem* 21:1740–1752
- Aguiar IB, Miran NGM, Gomes FS, Santos MCS, Freitas DGC, Tonon RV, Cabral LMC (2012) Physicochemical and sensory properties of apple juice concentrated by reverse osmosis and osmotic evaporation. *Innov Food Sci Emerg Technol* 16:137–142
- Al-Akoum O, Ding L, Jaffrin M (2002) Microfiltration and ultrafiltration of UHT skim milk with a vibrating membrane module. *Sep Purif Technol* 28:219–234
- Almécija MC, Ibáñez R, Guadix A, Guadix EM (2006) Influence of pH in the recovery of lactoferrin from whey with ceramic membranes. *Desalination* 200:475–476
- Al-Obaidi MA, Kara-Zaitri C, Mujtaba IM (2017) Optimum design of a multi-stage reverse osmosis process for the production of highly concentrated apple juice. *J Food Eng* 214:47-59
- An X, Hu Y, Wang N, Zhou Z, Liu Z (2019) Continuous juice concentration by integrating forward osmosis with membrane distillation using potassium sorbate preservative as a draw solute. *J Membr Sci* 573:192–199
- Arend GD, Adorno WT, Rezzadori K, Di Luccio M, Chaves VC, Reginatto FH, Petrus JCC (2017) Concentration of phenolic compounds from strawberry (*Fragaria X ananassa* Duch) juice by nanofiltration membrane. *J Food Eng* 201:36e41
- Argenta AB, De Paula Scheer A (2020) Membrane separation processes applied to whey: A review. *Food Reviews Int* 36:499–528
- Arunkumar A, Etzel MR (2014) Fractionation of α -lactalbumin and β -lactoglobulin from bovine milk serum using staged, positively charged, tangential flow ultrafiltration membranes. *J Membr Sci* 454:488–495
- Bagci PO (2015) Potential of Membrane Distillation for Production of High Quality Fruit Juice Concentrate, *Crit Rev Food Sci Nutr* 55:1096-1111
- Baruah GL, Nayak A, Winkelman E, Belfort G (2006) Purification of monoclonal antibodies derived from transgenic goat milk by ultrafiltration. *Biotechnol Bioeng* 93:747–754
- Bazinet L, Lamarche F, Ippersiel D (1998) Bipolar-membrane electrodialysis: Applications of electrodialysis in the food industry. *Trends Food Sci Technol* 9:107-113

Bédas M, Tanguy G, Dolivet A, Méjean S, Gaucheron F, Garric G, Senard G, Jeantet R, Schuc P (2017) Nanofiltration of lactic acid whey prior to spray drying: Scaling up to a semi-industrial scale. *LWT - Food Sci Technol* 79:355-360

Bhattacharjee C, Saxena VK, Dutta S (2017) Fruit juice processing using membrane technology: A review. *Innov Food Sci Emerg Technol* 43:136-153

Boissier B, Lutin F, Moutounet M, Vernhet A (2008) Particles deposition during the cross-flow microfiltration of red wines—incidence of the hydrodynamic conditions and of the yeast to fines ratio. *Chem Eng Process* 47:276–286

Bouchoux A, Roux-de Balmann H, Lutin F (2006) Investigation of nanofiltration as a purification step for lactic acid production processes based on conventional and bipolar electrodialysis operations. *Sep Purif Technol* 52:266–273

Brans G, Schröen CGPH, van der Sman RGM, Boom RM (2004) Membrane fractionation of milk: state of the art and challenges. *J Membr Sci* 243:263–272

Calabrò V, Jiao B, Drioli E (1994) Theoretical and experimental study on membrane distillation in the concentration of orange juice. *Ind Eng Chem Res* 33:1803-1808

Casademont C, Sistat P, Ruiz B, Pourcelly G, Bazinet L (2009) Electrodialysis of model salt solution containing whey proteins: Enhancement by pulsed electric field and modified cell configuration. *J Membr Sci* 328:238–245

Cassano A (2015) Integrated membrane processes in the food industry, Chapter 3, pp. 39-60. In: Basile A, Charcosset C (eds) *Integrated membrane systems and processes*, John Wiley & Sons Inc

Cassano A, Drioli E (2007) Concentration of clarified kiwifruit juice by osmotic distillation. *J Food Eng* 79:1397–1404

Cassano A, Drioli E (2014) *Integrated membrane operations: In the food production*. Walter De Gruyter Inc

Cassano A, Marchio M, Drioli E (2007) Clarification of blood orange juice by ultrafiltration: analyses of operating parameters, membrane fouling and juice quality. *Desalination* 212:15-27

Chai M, Ye Y, Chen V (2017) Separation and concentration of milk proteins with a submerged membrane vibrational system. *J Membr Sci* 524: 305-314

Chandrapala J, Chen GQ, Kezia K, Bowman EG, Vasiljevic T, Kentish SE (2016) Removal of lactate from acid whey using nanofiltration. *J Food Eng* 177:59e64

Charcosset C (2012) *Membrane Processes in Biotechnology and Pharmaceutics*, Elsevier

Charcosset C (2014) Membrane emulsification in integrated processes for innovative food, pp. 323–337. In Cassano A, Drioli E (eds) *Integrated membrane operations in the food production*, Verlag Walter de Gruyter & Co., Berlin

Cheang B, Zydney AL (2003) Separation of α -lactalbumin and β -lactoglobulin using membrane ultrafiltration. *Biotechnol Bioeng* 83:201–209

Chen GQ, Eschbach FI, Weeks M, Gras SL, Kentish SE (2016) Removal of lactic acid from acid whey using electrodialysis. *Sep Purif Technol* 158:230–237

Chen H, Chang S, Guo Q, Hong Y, Wu P (2016) Brewery wastewater treatment using an anaerobic membrane bioreactor. *Biochem Eng J* 105:321-331

Chew JW, Kilduff J, Belfort G (2020) The behavior of suspensions and macromolecular solutions in crossflow microfiltration: An update. *J Membr Sci* 601:117865

Chou F, Wiley RC, Schlimme DV (1991) Reverse osmosis and flavor retention in apple juice concentration. *J Food Sci* 56:484-487

Cimini A, De Francesco G, Perretti G (2017) Effect of crossflow microfiltration on the clarification and stability of beer from 100% low- β -glucan barley or malt. *Food Sci Technol* 90:132-137

Cimini A, Moresi M (2018) Combined enzymatic and crossflow microfiltration process to assure the colloidal stability of beer. *Food Sci Technol* 90:132-137

Conidi C, Castro-Muñoz R, Cassano A (2020) Membrane-based operations in the fruit juice processing industry: A review, *Beverages* 6:18

Conidi C, Drioli E, Cassano A (2018) Membrane-based agro-food production processes for polyphenol separation, purification and concentration. *Curr Opin Food Sci* 23:149–164

Czekaj P, López F, Güell C (2000) Membrane fouling during microfiltration of fermented beverages. *J Membr Sci* 166:199–212

Dalgleish DG (2004) Food emulsions : Their structures and properties. In Friberg SE, Larsson K, Sjöblom J (eds) *Food emulsions*, 4th ed. Marcel Dekker Inc., New-York

Das B, Sarkar S, Sarkar A, Bhattacharjee S, Bhattacharjee C (2016) Recovery of whey proteins and lactose from dairy waste: A step towards green waste management. *Process Saf Environ Prot* 101:27–33.

Daufin G, Escudier JP, Carrere H, Berot S, Fillaudeau L, Decloux M (2001) Recent and emerging applications of membrane processes in the food and dairy industry. *Trans IChemE* 79:89-102

Dawiec-Liśniewska A, Szumny A, Podstawczyk D, Witek-Krowiak A (2018) Concentration of natural aroma compounds from fruit juice hydrolates by pervaporation in laboratory and semi-technical scale. Part 1. Base study. *Food Chem* 258:63–70

de Oliveira RA, Komesu A, Rossell CEV, Filho RM (2018) Challenges and opportunities in lactic acid bioprocess design - From economic to production aspects. *Biochem Eng J* 133:219-239

de Oliveira RC, Caleffi Docê R, de Barros STD (2012) Clarification of passion fruit juice by microfiltration: analyses of operating parameters, study of membrane fouling and juice quality. *J Food Eng* 111:432-439

Diban N, Voinea OC, Urtiaga A, Ortiz I (2009) Vacuum membrane distillation of the main pear aroma compound: experimental study and mass transfer modelling. *J Membr Sci* 326:64-75

Dizge N, Akarsu C, Ozay Y, Gulsen HE, Adiguzel SK, Mazmanci MA (2018) Sono-assisted electrocoagulation and cross-flow membrane processes for brewery wastewater treatment. *J Water Process Eng* 21:52-60

Domingues RCC, Ramos AA, Cardoso VL, Reis MHM (2014) Microfiltration of passion fruit juice using hollow fibre membranes and evaluation of fouling mechanisms. *J Food Eng* 121:73–79

Drioli E, Giorno L, Fontananova E (2017) *Comprehensive Membrane Science and Engineering*, 2nd Edition, Elsevier

Drioli E, Giorno L, Macedonio F (2019) *Membrane Engineering*, De Gruyter

Duffton G, Mikhaylin S, Gaaloul S, Bazinet L (2019) Positive impact of pulsed electric field on lactic acid removal, demineralization and membrane scaling during acid whey electrodialysis. *Int J Mol Sci* 20:797

Ehsani N, Parkinnen S, Nyström M (1997) Fractionation of natural and model egg-white protein solutions with modified and unmodified polysulfone ultrafiltration membranes. *J Membr Sci* 123:105–119

Eisinaite V, Juraite D, Schroën K, Leskauskaite D (2016) Preparation of stable food-grade double emulsions with a hybrid premix membrane emulsification system. *Food Chem* 206:59:66

El Rayess Y, Albasi C, Bacchin P, Taillandier P, Raynal J, Mietton-Peuchot M, Devatine A (2011) Cross-flow microfiltration applied to oenology: A review. *J Membr Sci* 382:1–19

El Rayess Y, Manon Y, Jitariouk N, Albasi C, Mietton Peuchot M, Devatine A, Fillaudeau L (2016) Wine clarification with Rotating and Vibrating Filtration (RVF): Investigation of the impact of membrane material, wine composition and operating conditions. *J Membr Sci* 513:47-57

El Rayess Y, Mietton-Peuchot M (2016) Membrane technologies in wine industry: An overview. *Crit Rev Food Sci Nutr* 56:2005-2020

Elmidaoui A, Lutin F, Chay L, Taky M, Tahaikt M, Alaoui Hafidi MR (2002) Removal of melassigenic ions for beet sugar syrups by electrodialysis using a new anion-exchange membrane. *Desalination* 148:143-148

Elmidaouia A, Chaya L, Tahaikta M, Menkouchi Sahlia MA, Takya M, Tiyala F, Khalidib A, Alaoui Hafidic MR (2006) Demineralisation for beet sugar solutions using an electrodialysis pilot plant to reduce melassigenic ions. *Desalination* 189:209–214

Espina VS, Jaffrin MY, Frappart M, Ding L-H (2008) Separation of casein micelles from whey proteins by high shear microfiltration of skim milk using rotating ceramic membranes and organic membranes in a rotating disk module. *J Membr Sci* 325:872–879

Faucher M, Henaux L, Chaudron C, Mikhaylin S, Margni M, Bazinet L (2020) Electromembrane approach to substantially improve the ecoefficiency of deacidified cranberry juice production: Physicochemical properties, life cycle assessment and ecoefficiency score. *J Food Eng* 273:109802

Fillaudeau L, Blanpain-Avet P, Daufin G (2006) Water, wastewater and waste management in brewing industries. *J Clean Prod* 14:463–471

Galier S, Roux-de Balmann H (2015) Demineralization of glucose solutions by electrodialysis: Influence of the ionic composition on the mass transfer and process performances. *Can J Ch Eng* 93:378-385

Gan Q, Howell JA, Field RW, England R, Bird MR, O'Shaughnessy CL, MeKechinie MT (2001) Beer clarification by microfiltration—product quality control and fractionation of particles and macromolecules. *J Membr Sci* 194:185–196

Ganju S, Gogate PR (2017) A review on approaches for efficient recovery of whey proteins from dairy industry effluents. *J Food Eng* 215, 84–96

Gésan-Guiziou G, Boyaval E, Daufin G (1999a) Critical stability conditions in crossflow microfiltration of skimmed milk: transition to irreversible deposition. *J Membr Sci* 158:211-222

Gésan-Guiziou G, Daufin G, Timmer M, Allersma D, van der Horst C (1999b) Process steps for the preparation of purified fractions of alpha-lactalbumin and beta-lactoglobulin from whey protein concentrates. *J Dairy Res* 66:225

Ghosh AM, Balakrishnan M (2003) Pilot demonstration of sugarcane juice ultrafiltration in an Indian sugar factory. *J Food Eng* 58:143–150

Girard B, Fukumoto L, (2000) Membrane processing of fruit juices and beverages: a review. *Crit Rev Food Sci Nutr* 40 91-157

Gonçalves F, Fernandes C, dos Santos PC, de Pinho MN (2003) Wine tartaric stabilization by electrodialysis and its assessment by the saturation temperature. *J Food Eng* 59:229–235

Goudédranche H, Fauquant J, Maubois JL (2000) Fractionation of globular milk fat by membrane microfiltration, *Lait* 80:93-98

Griep ER, Cheng Y, Moraru CI (2018) Efficient removal of spores from skim milk using cold microfiltration: Spore size and surface property considerations. *J Dairy Sci* 101:9703–9713

Guerra A, Jonsson G, Rasmussen A, Waagner Nielsen E, Edelsten D (1997) Low cross flow velocity microfiltration of skim milk for removal of bacterial spores. *Int Dairy J* 7:849-861

Gunko S, Verbych S, Bryka M, Hilal N (2006) Concentration of apple juice using direct contact membrane distillation. *Desalination* 190:117-124.

Hansen SF, Hogan SA, Tobin J, Rasmussen JT, Larsen LB, Wiking L (2020) Microfiltration of raw milk for production of high-purity milk fat globule membrane material, *J Food Eng* 276:109887

Harteringer M, Kulozik U (2020) Milk protein fractionation by spiral-wound microfiltration membranes in diafiltration mode - Influence of feed protein concentration and composition on the filtration performance. *Int Dairy J* 102:104606

Hoarau J, Caro Y, Isabelle Grondin I, Petit T (2018) Sugarcane vinasse processing: Toward a status shift from waste to valuable resource. A review. *J Water Process Eng* 24:11-25

Holm S, Malmberg R, Svensson K (1984) Method and plant for producing milk with a low bacterial content. *Eur. Pat. No.* 0.194.286

Ilić JD, Nikolovski BG, Petrović LB, Kojić PS, Loncarević IS, Petrović JS (2017) The garlic (*A. sativum* L.) extracts food grade $W_1/O/W_2$ emulsions prepared by homogenization and stirred cell membrane emulsification. *J Food Eng* 205:1-11

Jegatheesan V, Phong DD, Shu L, Ben Aim R (2009) Performance of ceramic micro- and ultrafiltration membranes treating limed and partially clarified sugar cane juice. *J Membr Sci* 327:69–77

Jiao B, Cassano A, Drioli E (2004) Recent advances on membrane processes for the concentration of fruit juices: A review. *J Food Eng* 63:303–324

Jimenez-Lopez AJE, Leconte N, Garnier-Lambrouin F, Bouchoux A, Rousseau F, Gesan-Guizieu G (2011) Ionic strength dependence of skimmed milk microfiltration: Relations between filtration performance, deposit layer characteristics and colloidal properties of casein micelles. *J Membr Sci* 369:404–413

Jukkola A, Hokkanen S, Kämäräinen T, Partanen R, Heino A, Rojas OJ (2019) Changes in milk fat globules and membrane lipids under the shear fields of microfiltration and centrifugation. *J Membr Sci* 573:218-225

Jukkola A, Partanen R, Rojas OJ, Heino A (2018) Effect of heat treatment and pH on the efficiency of micro-diafiltration for the separation of native fat globules from cream in butter production. *J Membr Sci* 548:99-107

Katoh R, Asano Y, Furuya A, Sotoyama K, Tomita M (1996) Preparation of food emulsions using a membrane emulsification system. *J Membr Sci* 113:131-135

Kelly AL, Huppertz T, Sheehan JJ (2008) Pre-treatment of cheese milk: principles and developments. *Dairy Sci Technol* 88:549–572

Koh LLA, Nguyen HTH, Chandrapala J, Zisu B, Ashokkumar M, Kentish SE (2014) The use of ultrasonic feed pre-treatment to reduce membrane fouling in whey ultrafiltration. *J Membr Sci* 453:230–239

Konrad G, Lieske B, Faber W (2000) A large-scale isolation of native β -lactoglobulin: characterization of physicochemical properties and comparison with other methods. *Int Dairy J* 10:713-721

Krstic DM, MN Tekic, MD Caric, DS Milanovic (2002) The effect of turbulence promoter on cross-flow microfiltration of skim milk. *J Membr Sci* 208:303-314

Kumar D, Ladaniya MS, Gurjar M, Mendke S, Kumar S (2020) Osmotic membrane distillation for retention of antioxidant potential in Nagpur mandarin (*Citrus reticulata* Blanco) fruit juice concentrate. *J Food Process Eng* 43:e13096

Laorko A, Zhenyu L, Tongchitpakdee S, Chantachum S, Youravong W (2010) Effect of membrane property and operating conditions on phytochemical properties and permeate flux during clarification of pineapple juice. *J Food Eng* 100:514-521

Li CY, Ma Y, Li HY, Peng GP (2018) Concentration of polyphenolic compounds from grape seed by nanofiltration technology. *Int J Food Eng* 14:20170286

Lipnizki F, Ruby-Figueroa R (2014) Membrane operations in the sugar and brewing industry, In *Integrated membrane operations*, Cassano A, Drioli E. (eds.), Walter de Gruyter GmbH, Berlin, p. 311-322

Liu G, Luo H, Wang H, Wang B, Zhang R, Chen S (2014) Malic acid production using a biological electrodialysis with bipolar membrane. *J Membr Sci* 471:179–184

López-Gómez JP, Maria Alexandri M, Schneider R, Venu J (2019) A review on the current developments in continuous lactic acid fermentations and case studies utilising inexpensive raw materials. *Process Biochem* 79:1-10

Luo J, Hang X, Zhai W, Qi B, Song W, Chen X, Wan Y (2016) Refining sugarcane juice by an integrated membrane process: Filtration behavior of polymeric membrane at high temperature. *J Membr Sci* 509:105-115

Menkhaus TJ, Anderson J, Lane S, Waddell E (2010) Polyelectrolyte flocculation of grain stillage for improved clarification and water recovery within bioethanol production facilities. *Bioresour Technol* 101:2280–2286

Merkel A, Ashrafi AM (2019) An investigation on the application of pulsed electro dialysis reversal in whey desalination. *Int J Mol Sci* 20:1918

Merkel A, Voropaeva D, Farov H, Yaroslavtsev A (2020) High effective electro dialytic whey desalination at high temperature. *Int Dairy J* 108:104737

Metsämuuronen S, Nyström M (2009) Enrichment of α -lactalbumin from diluted whey with polymeric ultrafiltration membranes. *J Membr Sci* 337:248–256

Nazir A, Khan K, Maan A, Zia R, Giorno L, Schroën K (2019) Membrane separation technology for the recovery of nutraceuticals from food industrial streams. *Trends Food Sci Technol* 86:426-438

Ng KSY, Haribabu M, Harvie DJE, Dunstan DE, Martin GJO (2017) Mechanisms of flux decline in skim milk ultrafiltration: A review. *J Membr Sci* 523:144–162

Nyström M, Aimar P, Luque S, Kulovaara M, Metsämuuronen S (1998) Fractionation of model proteins using their physicochemical properties. *Colloids Surf A* 138:185–205

Okawa T, Shimada M, Ushida Y, Seki N, Watai N, Ohnishi M, Tamura Y, Ito A (2015) Demineralisation of whey by a combination of nanofiltration and anion-exchange treatment: a preliminary study. *Int J Dairy Technol* 68:478e485.

Olajire AA (2020) The brewing industry and environmental challenges *J Clean Prod* 256:102817

Patil NV, Janssen AEM, Boom RM (2014) Separation of whey proteins using cascaded ultrafiltration. *Sep Sci Technol* 49:2280–2288.

Peinemann KV, Nunes SP, Giorno L (2010) In *Membrane technology: Membranes for food applications*, Volume 3, Wiley-VCH Verlag GmbH & Co

Pelletier S, Serre E, Mikhaylin S, Bazinet L (2017) Optimization of cranberry juice deacidification by electro dialysis with bipolar membrane: Impact of pulsed electric field conditions. *Sep Purif Technol* 186:106-116

Phinney R, Tivana LD, Sjöholm I, Östbring K, Jeje I, Guibundana D, Rayner M (2020) Concentration of citrus fruit juices in membrane pouches with solar energy Part 1: How solar drying setup and juice pretreatment determine the drying flux. *J Food Process Eng* 43:e13335

Piacentini E, Poerio T, Bazzarelli F, Giorno L (2016) Microencapsulation by membrane emulsification of biophenols recovered from olive mill wastewaters. *Membranes* 6:25

Rao J, McClements DJ (2012) Impact of lemon oil composition on formation and stability of model food and beverage emulsions. *Food Chem* 134:749–757

Ribeiro Júnior JC, Peruzi GAS, Bruzaroski SR, Tamanini R, Lobo CMO, Alexandrino B, Conti ACM, Alfieri AA, Beloti V (2019) Effect of bactofugation of raw milk on counts and microbial diversity of psychrotrophs. *J Dairy Sci* 102:7794-7799

Rouquié C, Dahdouh L, Delalonde M, Wisniewski C (2019) New prospects for immersed hollow-fiber membranes in fruit juices microfiltration: Case of grapefruit juice. *J Food Eng* 246:75–85

Rudolph G, Virtanen T, Ferrando M, Güell C, Lipnizki F, Kallioinen M (2019) A review of in situ real-time monitoring techniques for membrane fouling in the biotechnology, biorefinery and food sectors. *J Membr Sci* 588:117221

Saboya LV, Maubois JL (2000) Current developments of microfiltration technology in the dairy industry. *Lait* 80:541.

Saha NK, Balakrishnan M, Ulbricht M (2009) Fouling control in sugarcane juice ultrafiltration with surface modified polysulfone and polyethersulfone membranes. *Desalination* 249:1124–1131

Salgado CM, Fernández-Fernández E, Palacio L, Carmonac FJ, Hernández A, Prádanos P (2017) Application of pervaporation and nanofiltration membrane processes for the elaboration of full flavored low alcohol white wines. *Food Bioprod Process* 101:11–21

Samborska K, Kamińska P, Jedlińska A, Matwijczuk A, ID Kamińska-Dwórznicza A (2018) Membrane processing in the sustainable production of low-sugar apple-cranberry cloudy juice. *Appl Sci* 8:1082

Santos FS, Ricci BC, Neta LSF, Amaral MCS (2017) Sugarcane vinasse treatment by two-stage anaerobic membrane bioreactor: Effect of hydraulic retention time on changes in efficiency, biogas production and membrane fouling. *Bioresour Technol* 245:342-350

Sarapulova V, Nevakshenova E, Nebavskaya X, Kozmai A, Aleshkina D, Pourcelly G, Nikonenko V, Pismenskaya N (2018) Characterization of bulk and surface properties of anion-exchange membranes in initial stages of fouling by red wine. *J Membr Sci* 559:170-182

Scherze I, Marzilger K, Muschiolik G (1999) Emulsification using micro porous glass (MPG): surface behaviour of milk proteins. *Colloids Surf B* 12:213-221.

Shi C, Rackemann DW, Moghaddam L, Wei B, Li K, Lu H, Xie C, Hang F, Doherty WOS (2019) Ceramic membrane filtration of factory sugarcane juice: Effect of pretreatment on permeate flux, juice quality and fouling. *J Food Eng* 243:101-113

Sørensen I, Le TT, Larsen LB, Wiking L (2019) Rennet coagulation and calcium distribution of raw milk reverse osmosis retentate. *Int Dairy J* 95:71-77

Stoica IM, Vitzilaiou E, Lyng Roder H, Burmolle M, Thaysen D, Knochel S, Tamime AY (2013) *Membrane processing: dairy and beverage applications*, Wiley-Blackwell, 2013

Tan CT (2004) Beverage emulsions, pp. 485-524. In: *Food emulsions*, Friberg SE, Larsson K, Sjöblom J, eds. 4th Edition, Marcel Dekker, Inc., New-York

Teepakorn C, Fiaty K, Charcosset C (2015) Optimization of lactoferrin and bovine serum albumin separation using ion-exchange membrane chromatography. *Sep Purif Technol* 151:292-302

Terki L, Kujawski W, Kujawa J, Kurzawa M, Filipiak-Szok A, Chrzanowska E, Khaled S, Madani K (2018) Implementation of osmotic membrane distillation with various hydrophobic porous membranes for concentration of sugars solutions and preservation of the quality of cactus pear juice. *J Food Eng* 230:28e38

Tetrapak, <https://www.tetrapak.com/processing/membrane-filtration>, April 2020

Ulbricht M, Ansorge W, Danielzik I, König M, Schuster O (2009) Fouling in microfiltration of wine: The influence of the membrane polymer on adsorption of polyphenols and polysaccharides. *Sep Purif Technol* 68:335–342

Valiño V, San Román MF, Ibañez R, Ortiz I (2014) Improved separation of bovine serum albumin and lactoferrin mixtures using charged ultrafiltration membranes. *Sep Purif Technol* 125:163–169

van den Berg F (2018) Biofouling on RO-membranes used for water recovery in the dairy industry. *J Water Process Eng* 24:1–10

van der Horst HC, Timmer JMK, Robbertsen T, Leenders J (1995) Use of nanofiltration for concentration and demineralization in the dairy industry: model for mass transport. *J Membr Sci* 104:205

van der Sman RGM, Vollebregt HM, Mepschen A, Noordman T (2012) Review of hypotheses for fouling during beer clarification using membranes. *J Membr Sci* 396:22–31

Vera E, Ruales J, Dornier M, Sandeaux J, Persin F, Pourcelly G, Vaillant F, Reynes M (2009) Comparison of different methods for deacidification of clarified passion fruit juice. *J Food Eng* 90:67–73.

Vernhet A, Moutounet M (2002) Fouling of organic microfiltration membranes by wine constituents: importance, relative impact of wine polysaccharides and polyphenols and incidence of membrane properties. *J Membr Sci* 201:103–122.

Vieira AH, Balthazar CF, Guimaraes JT, Rocha RS, Pagani MM, Erick A, Esmerino EA, Silva MC, Raices RSL, Renata V, Tonon RV, Cabral LMC, Walter EHM, Freitas MQ, Cruz AG (2020) Advantages of microfiltration processing of goat whey orange juice beverage. *Food Res Int* 132:109060

Vitzilaiou E, Stoica IM, Knøchel S (2019) Microbial biofilm communities on Reverse Osmosis membranes in whey water processing before and after cleaning. *J Membr Sci* 587:117174

Vladisavljević GT (2019) Preparation of microemulsions and nanoemulsions by membrane emulsification, *Colloids Surf A* 579:123709

Wang J, Cahyadi A, Wu B, Pee W, Fane AG, Chew JW (2020) The roles of particles in enhancing membrane filtration: A review. *J Membr Sci* 595:117570

Wang QY, Chen GQ, Kentish SE (2020) Isolation of lactoferrin and immunoglobulins from dairy whey by an electrodialysis with filtration membrane process. *Sep Purif Technol* 233:115987

Wang X, Wang Y, Zhang X, Feng H, Xu T (2013) In-situ combination of fermentation and electrodialysis with bipolar membranes for the production of lactic acid: Continuous operation. *Bioresource Technol* 147:442–448

Wang Y-N, Wang R, Lia W, Tang CY (2017) Whey recovery using forward osmosis – Evaluating the factors limiting the flux performance. *J Membr Sci* 533:179-189

Wen-qiong W, Yun-chao W, Xiao-feng Z, Rui-xia G, Mao-lin L (2019) Whey protein membrane processing methods and membrane fouling mechanism analysis. *Food Chemistry* 289 :468-481

Wen-qiong W, Lan-wei Z, Xue H, Yi L (2017) Cheese whey protein recovery by ultrafiltration through transglutaminase (TG) catalysis whey protein cross-linking. *Food Chem* 215:31–40.

Xiong Q-M, Liu J, Liu M, Shen C-H, Yu X-C, Wu C-D, Huang J, Zhouabe R-Q, Jin Y (2020) Fouling analysis and permeate quality evaluation of mulberry wine in microfiltration process. *RSC Adv* 10:655-665

Zeman LJ, Zydney AL, *Microfiltration and ultrafiltration, Principles and Applications*, Marcel Dekker, New York, 1996

Zhang S, Chen J, Pang X, Lu J, Yue M, Liu L, Lv J (2018) Pilot scale production of micellar casein concentrate using stainless steel membrane. *Int Dairy J* 80:26-34

Zydney AL (1998) Protein separations using membrane filtration: new opportunities for whey fractionation. *Int Dairy J* 8:243–250

Table 1 : Average composition of cow milk: concentration and size distribution (adapted from Brans et al. 2004)

	Concentration in whole milk (g/L)	Size range and average (at weight average)
Water	87.1	
Fat globules	4.0	0.1-15 μm , average 3.4 μm
Casein (in micelles)	2.6	20-300 nm, average 110 nm
Serum proteins	0.7	3-6 nm
α -lactalbumin	0.12	14 kDa
β -lactoglobulin	0.32	18 kDa
BSA	0.04	66 kDa
Proteose-pepton	0.08	4-40 kDa
Immunoglobulins	0.08	150-900 kDa
Lactoferrin	0.01	86 kDa
Transferrin	0.01	76 kDa
Others		
Lactose	4.6	0.35 kDa
Mineral substances	0.7	
Organic acids	0.17	
Other		

Table 2: Average composition of wines (adapted from [El Rayess et al. 2011](#)).

	Concentration (g/L)	
Water	750-900	
Ethanol	69-121	
Glycerol	5-20	
Organic acids	3-20	
Minerals	0.6-2.5	
Nitrogen compounds (amino acids and proteins)	0.5-5	
	White wine	red wine
Phenolic compounds	0.1-0.3	1.5-6
Polysaccharides	0.4-0.7	

Legend of figures:

Figure 1: Classical membrane processes for food applications

Figure 2: Development in membrane processes for food applications

Figure 3: Integrated membrane process for the production of highly nutritional from kiwifruit juice. Adapted from [Cassano and Drioli 2007](#).

Figure 4: Application of UF in cane sugar refining. The aim is to eliminate the second sulfitation step of clarified and concentrated sugar cane juice. Adapted from [Abels et al. 2013](#).

Figure 5: Schematic diagram of a classical two-stage ED recovery process for lactic acid production. BED: bipolar electro dialysis. Adapted from [Bouchoux et al. 2006](#).

Figure 1

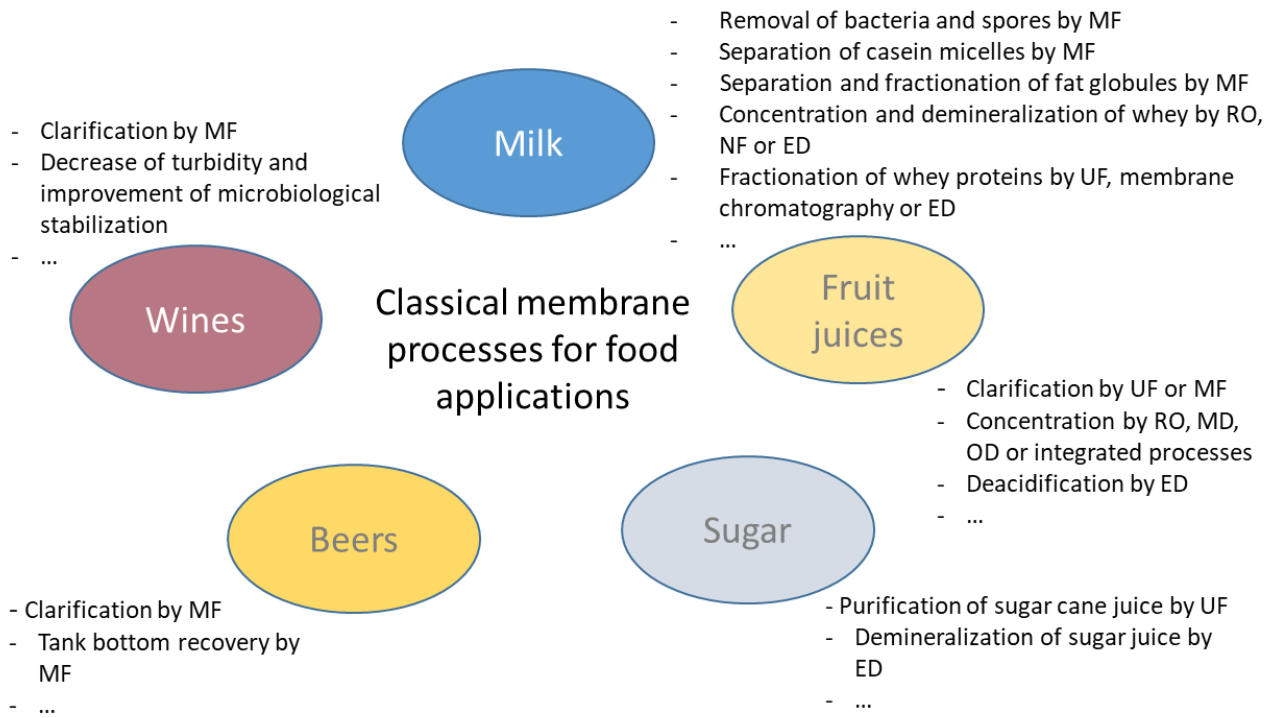


Figure 2

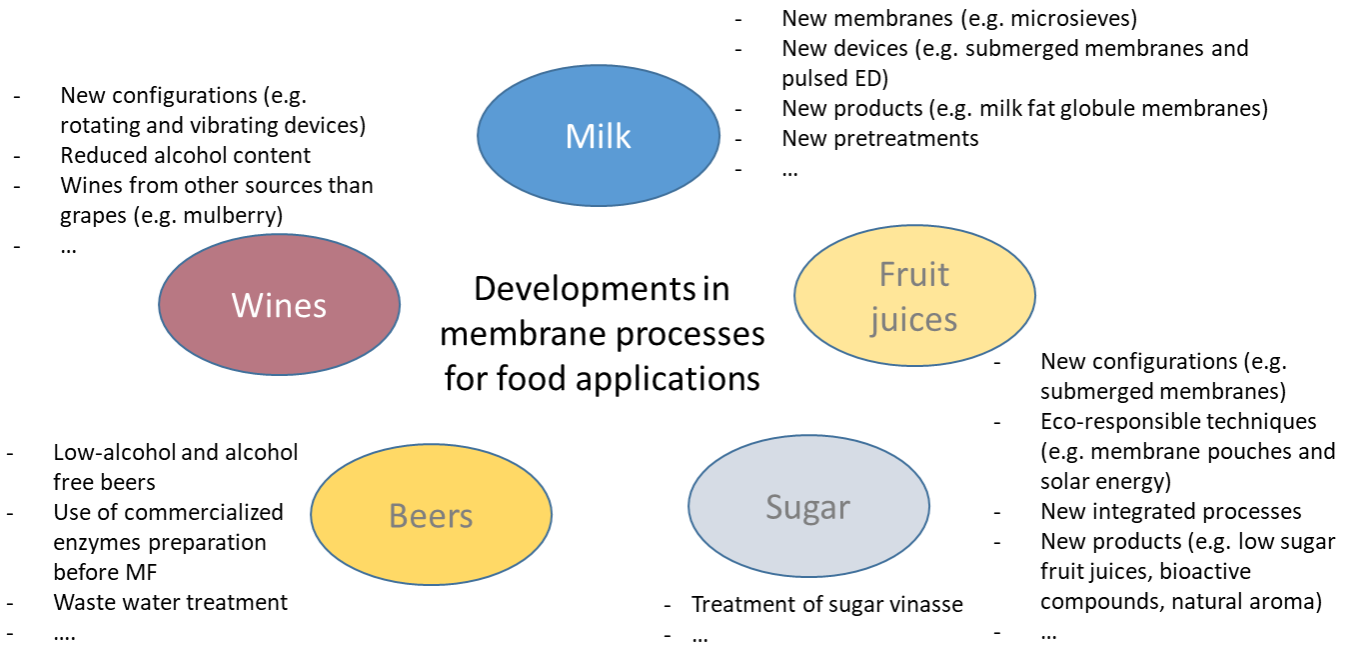


Figure 3

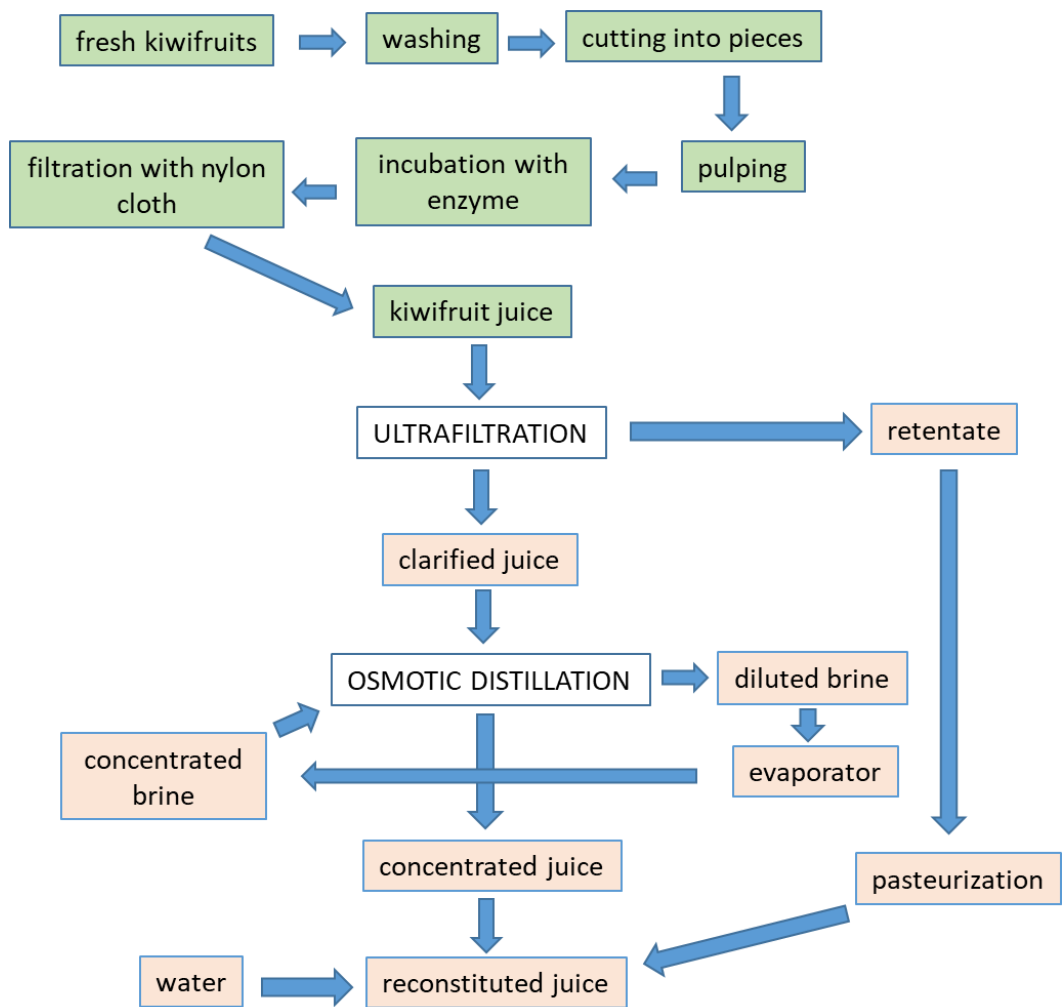


Figure 4

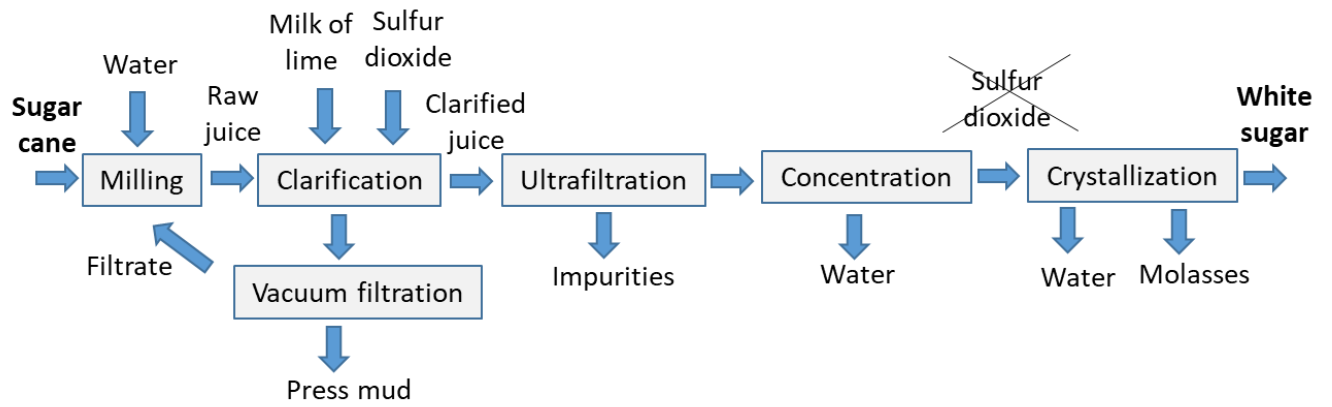


Figure 5

