



**HAL**  
open science

## Cognitive load during a walking task: a pilot study

Isabelle Hoang, Maud Ranchet, Romain Derollepot, Fabien Moreau, Laurence Paire-Ficout

### ► To cite this version:

Isabelle Hoang, Maud Ranchet, Romain Derollepot, Fabien Moreau, Laurence Paire-Ficout. Cognitive load during a walking task: a pilot study. ISPRM 2018, 12th World Congress of the International Society of Physical and Rehabilitation Medicine, Jul 2018, PARIS, France. ISPRM 2018, 12th World Congress of the International Society of Physical and Rehabilitation Medicine, 2018. hal-03027101v1

**HAL Id: hal-03027101**

**<https://hal.science/hal-03027101v1>**

Submitted on 4 Dec 2020 (v1), last revised 26 Mar 2021 (v2)

**HAL** is a multi-disciplinary open access archive for the deposit and dissemination of scientific research documents, whether they are published or not. The documents may come from teaching and research institutions in France or abroad, or from public or private research centers.

L'archive ouverte pluridisciplinaire **HAL**, est destinée au dépôt et à la diffusion de documents scientifiques de niveau recherche, publiés ou non, émanant des établissements d'enseignement et de recherche français ou étrangers, des laboratoires publics ou privés.

## Cognitive load during a walking task: a pilot study

Isabelle Hoang, Maud Ranchet, Romain Derollepot, Fabien Moreau, Laurence Paire-Ficout  
 Université de Lyon, F-69000 Lyon, France-IFSTTAR, TS2, LESCOT, F-69500 Bron

### Introduction

- **Cognitive load (CL)** is the amount of mental effort required by the participant to perform a task<sup>1</sup>
- **Dual task paradigm** showed that **gait is affected** when individuals are asked to walk and perform a cognitive task at the same time<sup>2</sup>
- **Older adults** may be **more affected** by dual-task walking due to **an increase of CL**<sup>3</sup>
- How can we **measure** the CL in a walking task ? **Objective** measure (physiological activity) / **Subjective** measure (felt effort)

### Objectives

- Test the **feasibility** of our protocol
- Explore the cognitive load during a **simple vs. dual walking task** in **young and older adults**

### Methods

**Participants** : 15 young adults (27.3 ans ± 4.9) and 15 older adults (62.1 ans ± 5.6)

**Task** : walking task, 4 conditions

- Standing (B)
- Walking (W)
- Subtracting while standing (S) (Number - 7)
- Subtracting while walking (SW)

**Measurements** : changes in hemoglobin oxygenated in the prefrontal cortex using **functional Near Infra-Red Spectroscopy (fNIRS)** + **NASA-TLX questionnaire** after each condition (W, S, and SW)



### What is fNIRS ?

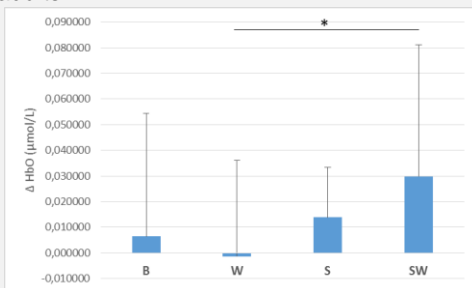
- Non-invasive **optical neuroimaging** technique
- Based on **hemodynamic response**
- Oxygenated and deoxygenated hemoglobin **absorb light** at different spectra
- **Indirect measurement** of brain activity
- Applied to a **walking task**



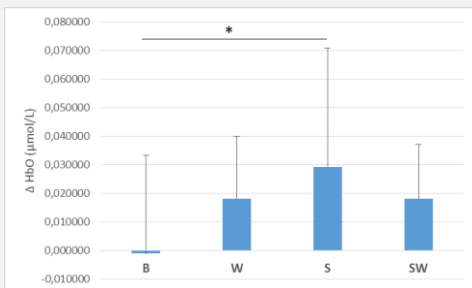
### Results

#### fNIRS

Young adults



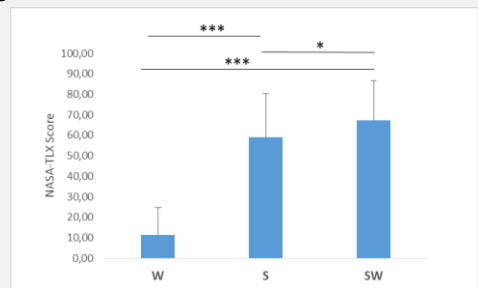
Older adults



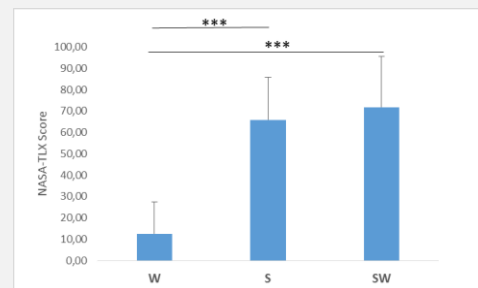
\*, p<0.05

#### NASA-TLX

Young adults



Older adults



\*\*\*, p<0.001 ; \*, p<0.05

### Discussion

- In young adults, objective measure showed an increased of CL in dual task walking (SW) compared to the walking task alone (W) → subjective measure of CL showed similar results
- In older adults, objective measure showed no significant differences between SW and W whereas they declared increased CL in dual task → it is possible that SW condition is too difficult for older adults and that the walking task alone may already requires cognitive resources<sup>5</sup>
- This pilot study highlights the importance of using both subjective and neurophysiological measures, to assess CL during a walking task, particularly in older adults

### References

1. Ranchet, M., Morgan, J. C., Akinwuntan, A. E., & Devos, H. (2017). Cognitive workload across the spectrum of cognitive impairments: A systematic review of physiological measures. *Neuroscience & Biobehavioral Reviews*, 80, 516-537.
2. Beauchet, O., & Berrut, G. (2006). Marche et double tâche: définition, intérêts et perspectives chez le sujet âgé. *Psychol Neuropsychiatr Vieil*, 4(3), 215-25.
3. Hollman, J. H., Kovash, F. M., Kubik, J. J., & Linbo, R. A. (2007). Age-related differences in spatiotemporal markers of gait stability during dual task walking. *Gait & Posture*, 26(1), 113-119.
4. Park, D. C., & Reuter-Lorenz, P. (2009). The Adaptive Brain: Aging and Neurocognitive Scaffolding. *Annual Review of Psychology*, 60(1), 173-196.