



HAL
open science

Dorsolateral prefrontal activity during dual-task walking in patients with Parkinson's Disease

Maud Ranchet, Isabelle Hoang, Maxime Cheminon, Romain Derollepot,
Stéphane Perrey, Jacques Luaute, Teodor Danaila, Laurence Paire-Ficout

► To cite this version:

Maud Ranchet, Isabelle Hoang, Maxime Cheminon, Romain Derollepot, Stéphane Perrey, et al..
Dorsolateral prefrontal activity during dual-task walking in patients with Parkinson's Disease.
WCNR, 11th World Congress for Neurorehabilitation, Oct 2020, Lyon, France. 2020. hal-03027091v2

HAL Id: hal-03027091

<https://hal.science/hal-03027091v2>

Submitted on 19 Apr 2021

HAL is a multi-disciplinary open access archive for the deposit and dissemination of scientific research documents, whether they are published or not. The documents may come from teaching and research institutions in France or abroad, or from public or private research centers.

L'archive ouverte pluridisciplinaire **HAL**, est destinée au dépôt et à la diffusion de documents scientifiques de niveau recherche, publiés ou non, émanant des établissements d'enseignement et de recherche français ou étrangers, des laboratoires publics ou privés.

Dorsolateral activity during dual-task walking in patients with Parkinson's Disease

M. Ranchet¹, I. Hoang¹, M. Cheminon², R. Derollepot¹, H. Devos³, S. Perrey⁴, J. Luauté^{2,5,6}, T. Danaila⁷, L. Paire-Ficout¹

¹ TS2-LESCOT, Univ Gustave Eiffel, IFSTTAR, Univ Lyon, F-69675 Lyon, France

² Service de médecine physique et de réadaptation neurologique, Hôpital Henry-Gabrielle, Hospices Civils de Lyon, Lyon, France

³ Department of Physical Therapy and Rehabilitation Science, School of Health Professions, The University of Kansas Medical Center, Kansas City, KS, USA

⁴ EuroMov Digital Health in Motion, Univ. Montpellier, IMT Mines Ales, Montpellier, France

⁵ Inserm UMR-S 1028, CNRS UMR 529 ; ImpAct, Centre de Recherche en Neurosciences de Lyon, université Lyon-1, 16, avenue Lépine, 69676 Bron, France

⁶ Université de Lyon, Université Claude Bernard Lyon 1, Lyon, France

⁷ Centre de Neurosciences Cognitives, Service de Neurologie C, Hôpital Neurologique Pierre Wertheimer, Hospices Civils de Lyon, Université Claude Bernard Lyon I, Lyon, France



Context

Patients may have executive deficits even in the early stages of Parkinson's disease (PD) that affect gait and postural adjustments, leading to a higher risk of falls (Fasano et al., 2017)

Among factors that could predict impaired walking in this population, neurophysiological factors such as changes in brain activity during walking have been less studied in patients with PD (Maidan et al., 2015, 2016, 2017; Stuart et al., 2019).

Objective

To examine dorsolateral prefrontal cortex activity (DLPFC) during single-task and dual-task walking conditions in PD patients

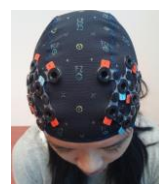
Methods

Participants

18 patients with PD (68 ± 8 years-old) and 18 healthy older adults (66 ± 7 years-old) matched in terms of age, gender, and level of education

Walking task

NIRSport



→ Standing while subtracting

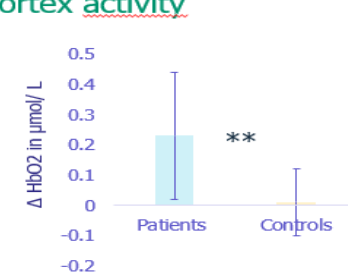
→ Usual walking

→ Walking while counting forward

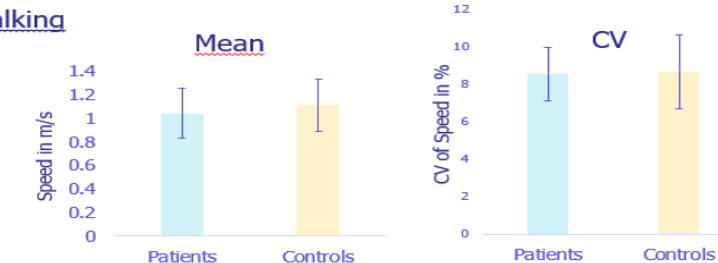
→ Walking while subtracting

Results

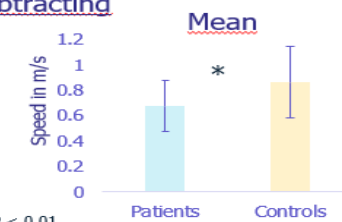
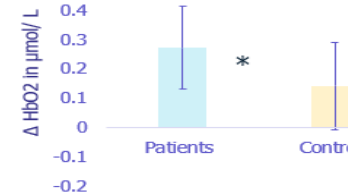
Changes in dorsolateral prefrontal cortex activity



Gait performance



Walking while subtracting



** p < 0.05 *** p < 0.01

Conclusion

The DLPFC plays a major role already during usual walking in patients in relatively early stages of PD → measure of cognitive compensation to perform the usual walking.

Implications for rehabilitation of gait in patients with PD

Another ongoing study will investigate the effect of an exercise-based intervention program (SIROCCO program) on DLPFC activity while walking in the same group of patients with PD.