



HAL
open science

The role of Carbon Capture Utilization and Storage in the global energy transition: long-term optimization on the industry sector

Lucas Desport, Sandrine Selsosse

► To cite this version:

Lucas Desport, Sandrine Selsosse. The role of Carbon Capture Utilization and Storage in the global energy transition: long-term optimization on the industry sector. ISDRS, Jul 2020, Budapest, Hungary. . hal-03022005

HAL Id: hal-03022005

<https://hal.science/hal-03022005>

Submitted on 24 Nov 2020

HAL is a multi-disciplinary open access archive for the deposit and dissemination of scientific research documents, whether they are published or not. The documents may come from teaching and research institutions in France or abroad, or from public or private research centers.

L'archive ouverte pluridisciplinaire **HAL**, est destinée au dépôt et à la diffusion de documents scientifiques de niveau recherche, publiés ou non, émanant des établissements d'enseignement et de recherche français ou étrangers, des laboratoires publics ou privés.



Distributed under a Creative Commons Attribution - NonCommercial - NoDerivatives 4.0 International License



ParisTech's Chair Modeling for sustainable development

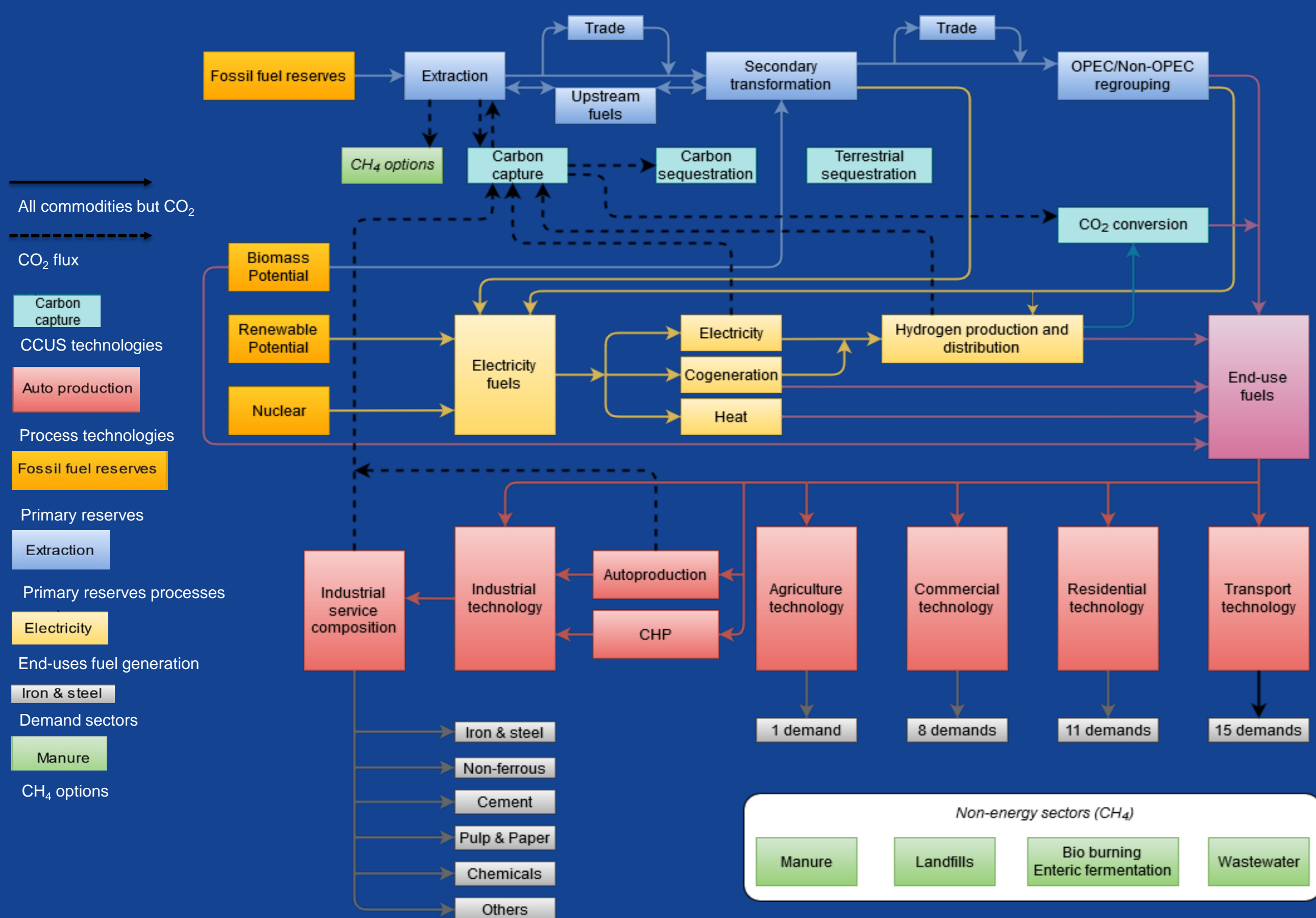
THE ROLE OF CARBON CAPTURE UTILIZATION AND STORAGE IN THE GLOBAL ENERGY TRANSITION: LONG-TERM OPTIMIZATION ON THE INDUSTRY SECTOR



Lucas DESPORT, PhD Student & Sandrine SELOSSE, Research Fellow
MINES ParisTech, PSL Research University, Centre for Applied Mathematics

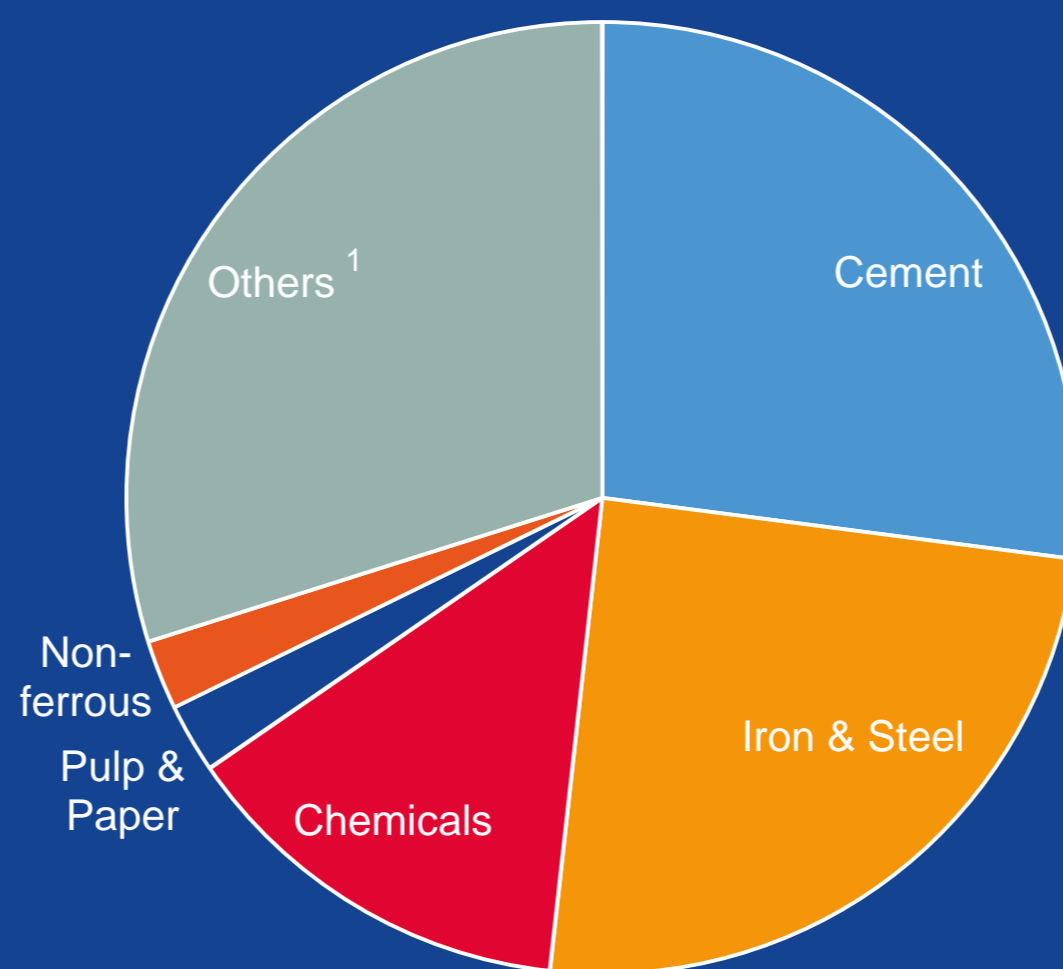
TIAM-FR Model

- French version of the IEA-ETSAP TIMES Integrated Assessment Model
- Bottom-up linear programming model optimizing costs over decades
- Geographically integrated into 15 regions
- Commodities, processes and demand depicted in a Reference Energy System below



CCUS technologies for industry

Industrial CO₂ emissions per sector



8.5 Gt of direct CO₂ emitted in 2017² (IEA)

Key facts about industry

- 23% of global direct CO₂ emissions
- 30% of global GHG emissions (direct and indirect)
- 37% of global final energy use
- High dependence on fossil fuels
- Energy intensive 'hard-to-abate' sector
- CCS can achieve industry decarbonation alongside with green hydrogen, blue hydrogen, and energy efficiency
- CCU can reduce both fossil-based fuels and fossil feedstocks

How CCUS technologies can help reduce industrial CO₂ emissions?

Main assumptions and scenarios

- IEA-ETSAP data (2010)
- 25 years technology life duration
- 1706 GtCO₂ storage capacity
- Business As Usual
- 2100 2°C/1.5°C climate targets
- With and without CCUS

3 key sectors for CCUS options in TIAM-FR

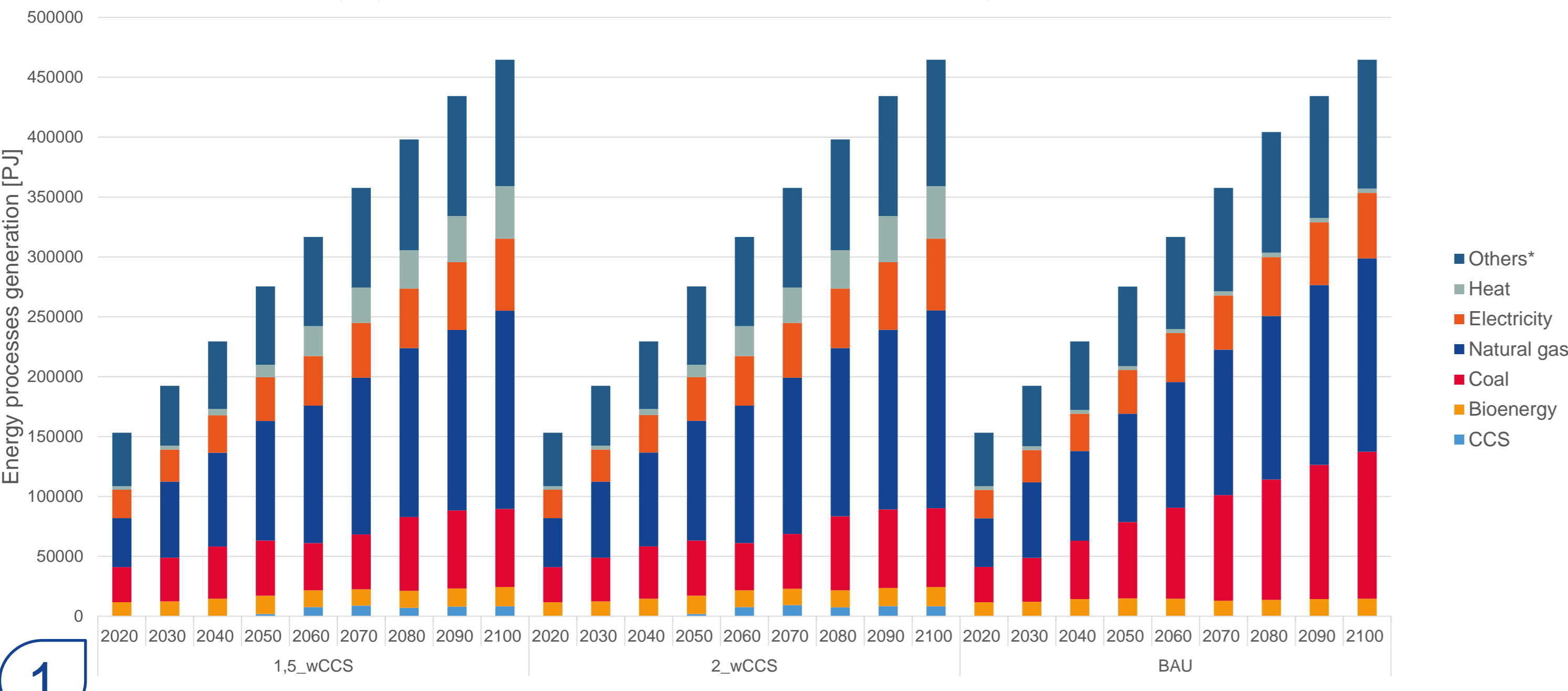
Power generation	Industrial processes	Fuel generation
<ul style="list-style-type: none"> • Coal-fired + CCS • CCGT + CCS • Bioenergy + CCS • Co-firing + CCS 	<ul style="list-style-type: none"> • Process heat + CCS • Process steam + CCS • Industrial heat + CCS • Industrial electricity + CCS • Co-generation + CCS 	<ul style="list-style-type: none"> • Diesel + CCS • Heavy fuels + CCS • Ethanol + CCS • Hydrogen + CCS • CCU for methanol

¹Including mainly food-processing, textile, mining, manufacturing and construction industries

²Including energy-related and process emissions

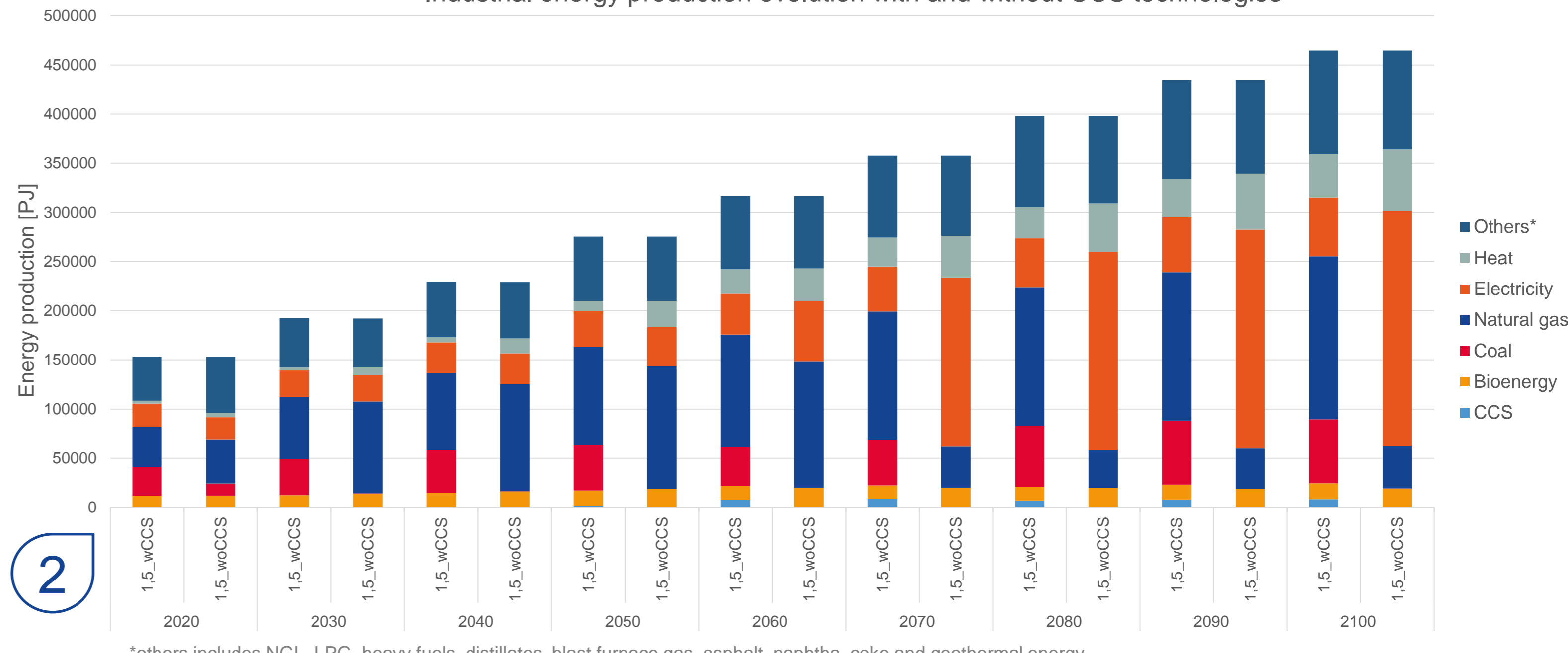
Results for the industry sector by 2100

Industrial energy generation temporal breakdown in mitigation scenarios and BAU scenario



1

Industrial energy production evolution with and without CCS technologies

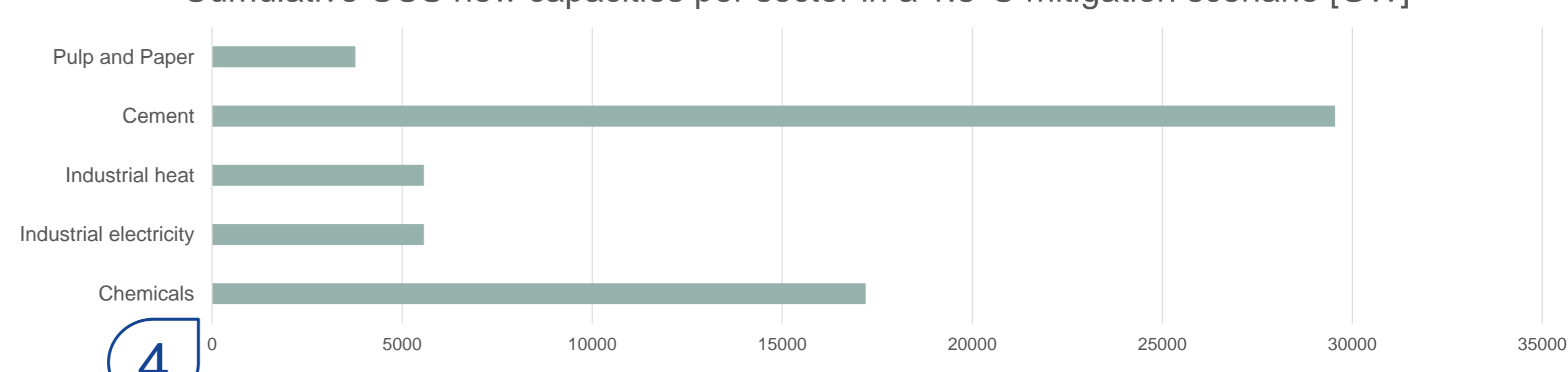


2

Scenario	Label	Industrial CCS investment [TW]	CO ₂ stored from industrial processes [Gt]	Industrial discounted cost [B€]
Business as usual	BAU	0.2	1	10,300,000
1.5°C mitigation with CCS	1.5_wCCS	62	142	11,100,000
1.5°C mitigation without CCS	1.5_woCCS	0	0	12,300,000
2°C mitigation with CCS	2_wCCS	61	141	11,100,000

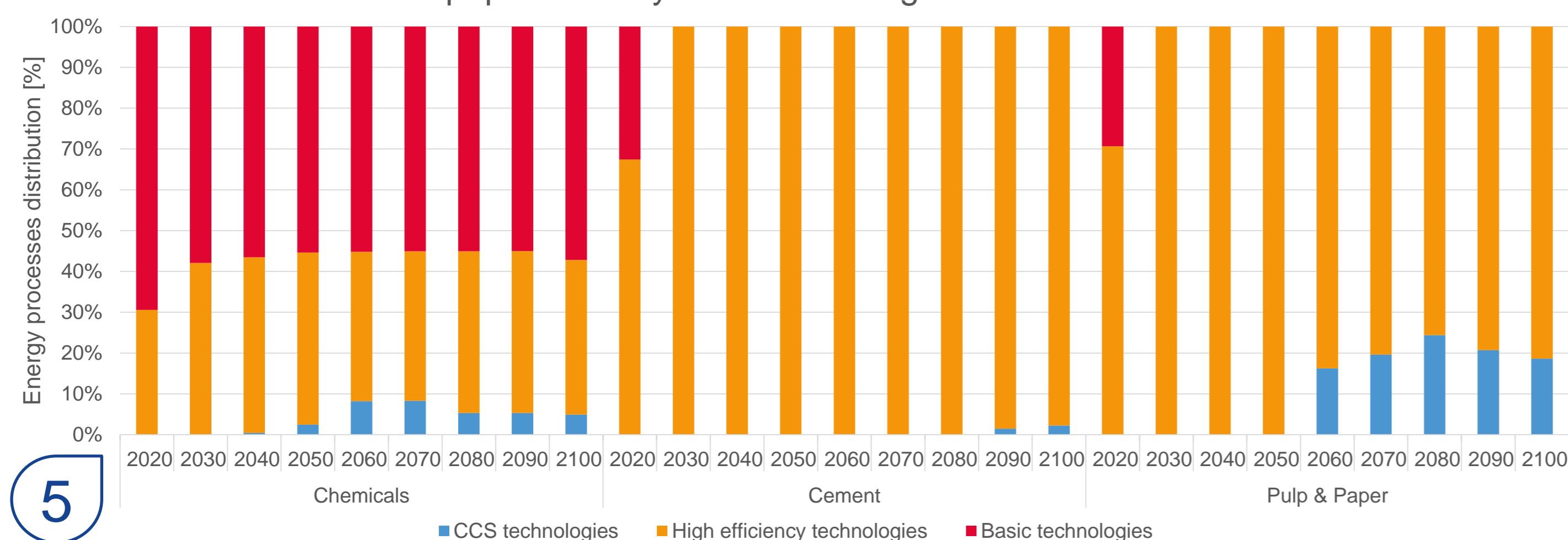
3

Cumulative CCS new capacities per sector in a 1.5°C mitigation scenario [GW]



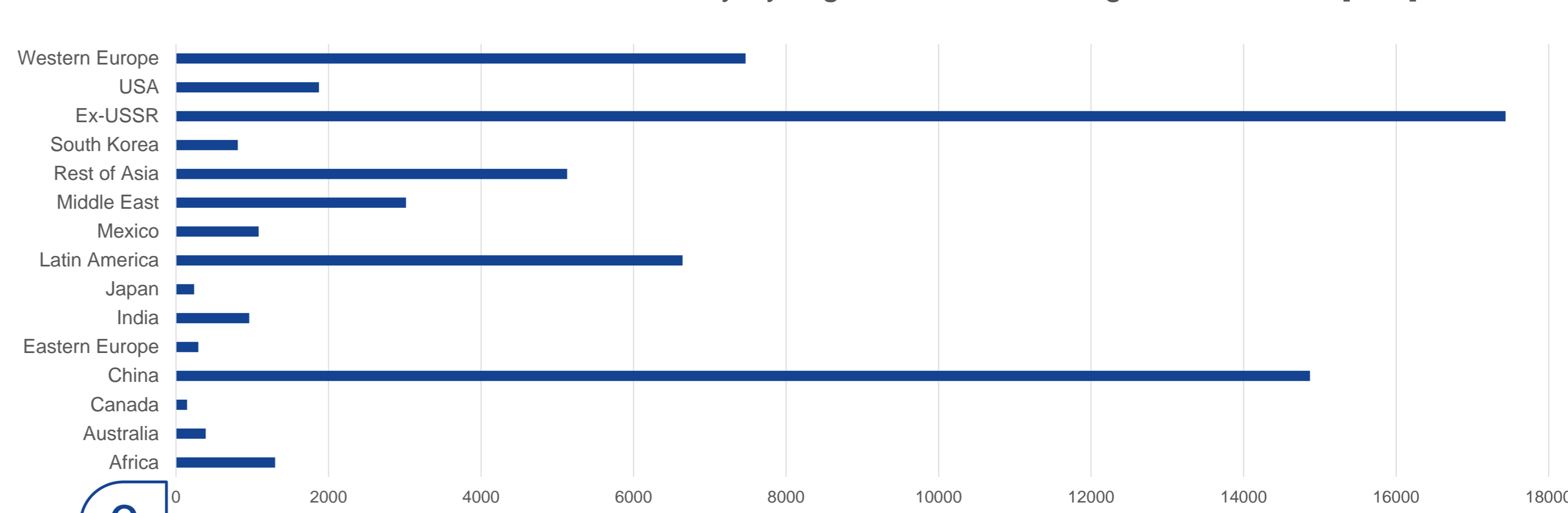
4

Industrial investments temporal breakdown for the chemical, cement and pulp & paper industry in a 1.5°C mitigation scenario



5

Cumulated CCS investments in industry by region in a 1.5°C mitigation scenario [GW]



6

Key findings

- 1 Minor disruptions in industrial processes between the BAU scenario and the mitigation scenarios, in where the use of coal is slightly replaced by heat importation.
- 2 Not relying on CCUS technologies will require the electrification of industry. Thus, the carbon content of electricity is dramatically reduced as of 2070.
- 3 Not relying on CCS will be more expensive.
- 4 The model choices to invest in CCS mainly for the cement and chemical industries in the second half of the 21st century.
- 5 New technologies with better energy efficiencies are preferred against CCS technologies to reduce industrial emissions. Hydrogen is not chosen as an option.
- 6 China, ex-USSR, Latin America and Western Europe are the regions that invest the most in CCS technologies.

Key issues and way further

- Cost actualization
- CCU implementation
- Sensitivity analysis
- Other mitigation pathways consideration
- Comparison with MIT top-down model
- Results feasibility assessment