



HAL
open science

Decrease in social cohesion in a colonial seabird under a perturbation regime

Meritxell Genovart, Olivier O. Gimenez, Albert Bertolero, Rémi Choquet, Daniel Oro, Roger Pradel

► **To cite this version:**

Meritxell Genovart, Olivier O. Gimenez, Albert Bertolero, Rémi Choquet, Daniel Oro, et al.. Decrease in social cohesion in a colonial seabird under a perturbation regime. *Scientific Reports*, 2020, 10 (18720), <10.1038/s41598-020-75259-3>. <hal-03020416>

HAL Id: hal-03020416

<https://hal.science/hal-03020416v1>

Submitted on 24 Nov 2020

HAL is a multi-disciplinary open access archive for the deposit and dissemination of scientific research documents, whether they are published or not. The documents may come from teaching and research institutions in France or abroad, or from public or private research centers.

L'archive ouverte pluridisciplinaire **HAL**, est destinée au dépôt et à la diffusion de documents scientifiques de niveau recherche, publiés ou non, émanant des établissements d'enseignement et de recherche français ou étrangers, des laboratoires publics ou privés.



HAL Authorization

1 **Decrease in social cohesion in a long-lived species under a perturbation**

2 **regime**

3 Genovart, M. ^{a,b}*, Gimenez, O. ^c, Bertolero, A. ^d, Choquet, R. ^c, Oro, D. ^{a,b},

4 Pradel, R. ^c

5

6

7 ^a CEAB (CSIC), Accés Cala Sant Francesc 14, 17300 Blanes, Spain

8 ^b IMEDEA (CSIC-UIB), Miquel Marquès 21, 07190 Esporles, Spain

9 ^c CEFE, CNRS, Univ. Montpellier, Univ. Paul Valéry Montpellier 3, EPHE, IRD,

10 34293 Montpellier, France

11 ^d Associació Ornitològica Picampall de les Terres de l'Ebre, 43580 Deltebre, Spain

12

13 * Corresponding author: m.genovart@csic.es

14

15

16 **Abstract**

- 17 1. Environmental perturbations may have a strong impact on the dynamics of a
18 population and their understanding may help to mitigate the effects of global
19 change. In social animals, social interactions can influence behavioural
20 processes and can play an important role on populations' resilience. However
21 little is known about the effects of perturbations on the strength of social
22 cohesion that keep group-living animals connected.
- 23 2. To explore the strength of social cohesion and its dynamics under perturbations,
24 we studied an ecological system involving a colonial, long-lived species living
25 in a site experiencing a shift to a perturbed regime. This regime, caused by the
26 invasion of predators, led an Audouin's gull *Larus audouinii* colony to hold
27 from 70% to only 3% of the total world population in only one decade (32%
28 mean annual decline). Birds breed aggregated in discrete and annually changing
29 patches within colonies, which allowed us to disentangle whether annual
30 aggregations were random or resulted from social ties among individuals. Our
31 goals were 1) to uncover if there were long-term social ties between individuals
32 and 2) to examine whether the perturbation regime affected social cohesion.
- 33 3. We explored social cohesion by means of contingency tables and by modeling
34 interdependencies among observations within the Social Network Analysis
35 framework, using additive and multiplicative effects (AME) and accounting for
36 missing data. We analysed 25 years of monitoring with an individual capture-
37 recapture database of more than 3,500 individuals.
- 38 4. We showed that there are social ties between individuals over the years.
39 Furthermore, social cohesion strongly decreased after entering the perturbation
40 regime. We propose that sociality and individual behavioural heterogeneity play

41 a major role driving dispersal between sites and thus population dynamics in
42 social animals.

43 5. Perturbations may lead not only to changes in individuals' behaviour and fitness
44 but also to a change in populations' social cohesion. The demographic
45 consequences of the breaking down of social ties are still not well understood,
46 but they can be critical for population dynamics of social species. Further studies
47 considering individual heterogeneity, sociality and different types of
48 perturbations should be carried out to improve our understanding on the
49 resilience of social species.

50

51 Keywords: Audouin's gull, colonial species, decision-making, non-linear response,
52 perturbations, resilience, social cohesion, social network analyses.

53 **Introduction**

54 Ecosystems are subject to perturbations, both natural and human induced, affecting
55 individuals, populations and communities. When they are strong or are maintained
56 through time, these perturbations may cause a shift between stable states at the level of
57 both individual and population and even lead to population collapses and extinctions ^{1,2}.
58 Understanding how individuals and populations will respond to these perturbations is
59 critical both from a ‘pure’ ecological standpoint and also from an applied point of view
60 to mitigate the effects of global change ³⁻⁵. Population dynamics may be directly
61 affected by these perturbations through a decrease in demographic parameters such as
62 survival or fecundity, or by a change, immediate or delayed, on individual behaviour,
63 such as an increase in dispersal ⁶. We define population resilience as the maximal pulse
64 perturbation a population can tolerate or absorb without going extinct ^{1,7}. In social
65 animals, social behavioural processes, such as information sharing and decision-
66 making, add another dimension to understanding the resilience of populations facing
67 perturbations. For instance, the amount of social information can be enhanced not only
68 by positive density-dependence, but also by social cohesion ⁸⁻¹¹. Social cohesion favor
69 the exchange of private information and consequently reduce uncertainty in resource
70 acquisition (e.g. shelter against predators, food, mates) or in decision-making in the face
71 of disturbances, such as dispersal to non-perturbed or less perturbed sites ^{6,12-14}. Thus,
72 the structure of a group may affect social interactions, information transfer, and
73 collective decisions ¹⁵. Some recent studies also show that spatial cohesion may be risk
74 sensitive, and that responses may differ depending on the risk and the social group ¹⁶.
75 However, little is known about the effects of environmental perturbations on the
76 cohesion of social groups in empirical studies of social animals ¹⁷.

77 The analysis of social relationships in animal populations may include a range of social
78 dynamics, from simple and ephemeral contacts, to permanent and strong bonds between
79 individuals ^{11,18–20}. Coloniality is a life-history strategy where individuals show a social
80 link among conspecifics by breeding in large and dense groups ^{21,22}. However, many
81 colonial species are philopatric, thus this link may not necessarily reflect individual
82 social ties but a shared tendency to breed in the same birthplace. This tendency may
83 result from the need to share information about resources, especially when they are
84 patchy and more unpredictable, or it may result from the advantages of social defence
85 against predators ^{23,24}. A challenge lies in disentangling whether annual association
86 between individuals is only due to philopatry, or also due to the existence of a social ties
87 within groups of individuals over time ²⁵. Social ties between neighbouring pairs in
88 breeding colonies are rarely considered in behavioural and ecological studies ²⁶ and, if
89 true, such associations may suggest the evolution of social cohesion for exploiting the
90 evolutionary advantages of social living (including social information sharing) for
91 individual fitness prospects.

92 Social network theory, which originated in sociology to study human relationships and
93 social organization ^{9,27,28} now provides both a conceptual framework and the analytical
94 tools to explore social cohesion and social processes in animal populations ^{29–33}.

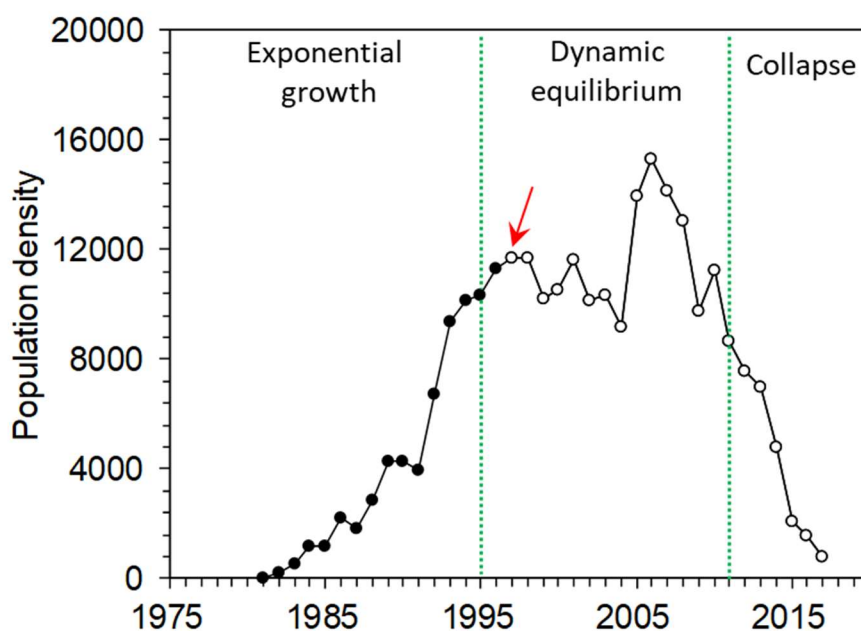
95 Network theory is now being simultaneously developed in a number of fields, including
96 statistical physics, sociology, molecular biology, and computer science. As a result, the
97 field is changing at a rapid pace. While not all developments can or should be applied
98 toward the study of animal societies ³⁴, this rush of novel ideas from outside disciplines
99 is enriching behavioural ecology ³⁵.

100 To assess the existence of social cohesion and its dynamics under perturbations, we
101 studied an ecological system involving a colonial, social vertebrate (the Audouin's gull

102 *Larus audouinii*) living in a site experiencing a shift to a perturbed regime. Interestingly
103 from a social point of view, the species breeds aggregated in spatially-discrete patches
104 within large colonies. Each breeding season, some patches go extinct and some are
105 colonized³⁶, forcing individuals to breed in patches different from the ones they were
106 born in or they bred in the previous year. These colonization-extinction processes may
107 allow us to disentangle whether social aggregation among individuals is an annual
108 random association, or it rather results from social cohesion among individuals over the
109 years.

110 An extensive long-term individual monitoring program has been carried out since 1988
111 at the Ebro Delta, including the main breeding site for the species, the Punta de la
112 Banya³⁷. At the study site, population dynamics has undergone different phases: an
113 initial growing phase after site colonization, a stable phase of dynamic equilibrium, and
114 a final transition phase to population collapse^{17,38} (Figure 1). This collapse was due to
115 the arrival of terrestrial predators, and led this colony to hold from 70% to only 3% of
116 the total world population in only a decade (32% mean annual decline)^{36,37} (Figure 1).
117 Most predators were foxes, but also badgers and other mesocarnivores. Predators
118 invaded the site likely due to their increasing densities in recent decades³⁹ and the
119 attractiveness of the site in terms of food availability and lack of competition. The
120 perturbation regime caused changes in the spatial distribution of patches at the site,
121 changes in age structure, decrease in fecundity and a progressively increase of dispersal
122 to other sites^{6,36}. The response of this population to predators has been not immediate
123 probably due to strong philopatry, high site-suitability inertia and social behavioural
124 processes, such as conspecific attraction¹⁷. This raise in dispersal was caused by social
125 processes, as social copying¹⁷, however it remains to assess how social cohesion among
126 individuals, if occurred, was affected by dispersal processes. One possibility is that

127 dispersal would broke social cohesion by individual heterogeneity in the willingness to
 128 disperse ⁴⁰. In contrast, social cohesion can be maintained over time when dispersal
 129 occurs collectively at the scale of social groups to the same sites ^{25,41}.
 130 Taking advantage of the long-term monitoring of this long-lived species, the knowledge
 131 of its population dynamics, and the use of tools recently developed in the Social
 132 Network Analysis (SNA) framework, we specifically addressed the following
 133 questions: 1) is there any long-term social ties between individuals breeding in the same
 134 patch? and 2) have perturbations, in this case a perturbation regime, affected social
 135 cohesion? We finally discuss the role and consequences of social cohesion in population
 136 dynamics and resilience in social species.
 137



138
 139 **Figure 1.** Number of breeding pairs in the Punta de la Banya colony from colonization
 140 in 1981 to 2017. The observed phases in the population dynamics (growth, dynamic
 141 equilibrium and collapse) are separated by green lines, which are identified by
 142 chronological clustering analysis ³⁸. Red arrow indicates the arrival of predators to the

143 colony (open dots for the time series). We compared the period 2002-2010 with the
144 period 2011-2017 corresponding to the dynamic equilibrium and collapse phases
145 respectively.

146

147 **Results**

148 We analysed a total of 1,610,922 dyadic interactions during the first period (2002-2011)
149 and 368,142 during the second period (2012-2017).

150 When assessing the social ties with the contingency table approach during the period of
151 stability, the assumption that breeding aggregations in Audouin's gull were at random
152 was rejected, and those individuals that bred together during the sub-period 2002-2006
153 had a higher probability of breeding together during the sub-period 2007-2011 ($\chi^2_1 =$
154 64.685, $P < 0.0001$). When randomly reducing sample size of the data set, results were
155 still statistically significant in more than 95% of the cases (1000 randomizations).

156 Accordingly, when assessing the social ties with dependent regression terms in the
157 AME function, we showed that the probability of breeding together during the second
158 sub-period (2007-2011) depended on whether they have bred previously together in the
159 first sub-period (2002-2006), with a statistically significant coefficient of regression
160 parameter (Table 1; Figure 2). When analysing this data set with permuted data, we
161 concluded that there was indeed a non-random association of individuals within the
162 patches, with our statistic being among the 5% extreme values.

163 When we analysed the social ties during the transition to collapse phase, we observed
164 that the probability of breeding together during the period 2012-2017 did not depend on
165 whether they have bred together the five previous years ($\chi^2 = 1.957$, p-value = 0.162)
166 and we could not reject the hypothesis of a random association between individuals. In
167 addition, the SNA approach showed that breeding aggregations in Audouin's gull

168 during the transition phase did not depend on whether they have bred together the five
 169 previous years (Table 1; Figure 2).

170

171

	Stable period				Transition to collapse period			
	pmean	psd	z-stat	p-value	pmean	psd	z-stat	p-value
intercept	-1.467	0.087	16.808	0.000	-0.231	0.018	-12.629	0.000
.dyad	6.420	0.328	19.576	0.000	-0.004	0.022	-0.188	0.851

172

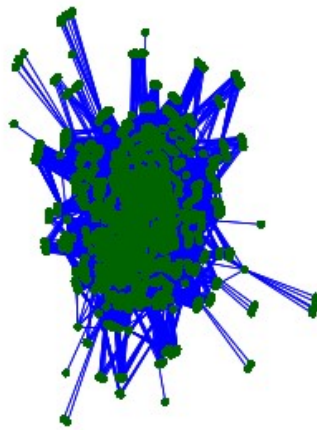
173 **Table 1.** Results of the AME regression function to test if there were social ties between
 174 individuals while breeding during the stable period and during the transition phase to
 175 collapse period. The alternative hypothesis is that individuals aggregate annually at
 176 random for breeding. “.dyad”: coefficient of the dependent regression term considering
 177 the previous dyadic relationship between individuals; “pmean”: posterior mean
 178 estimate; “psd”: posterior standard deviation; “z-stat “: nominal z-score.

179

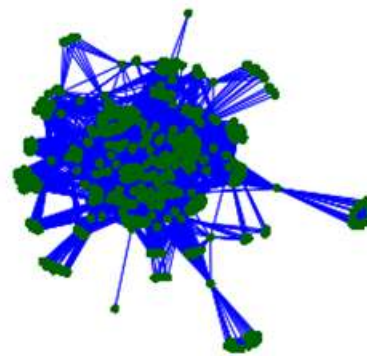
180

181

a)



b)



182

b) **Figure 2.** Graphical representation of social networks by the association

183

between individuals of Audouin's gulls in breeding patches comparing a) the

184

stability phase (2002-2011) and b) the transition phase to colony collapse (2012-

185

2017) (see Figure 1). Each node represents an individual and each edge links

186

those individuals that have bred together in the same patch. We used the half-

187

weight association index (HWI) to estimate the strength of relationship between

188

pairs of individuals an index more suitable when not all individuals within each

189

group have been identified ^{42,43}.

190

191

192 **Discussion**

193

By studying a particular ecological system of a colonial long-lived species that

194

experiences a perturbation regime, we showed that social ties among individuals persist

195

over unperturbed years and that perturbations may decrease social cohesion in animal

196

populations.

197 The characteristic breeding behaviour of the study species that aggregates in patches
198 that change annually, allowed us to show that individuals do not annually breed
199 aggregated at random but rather there is some group stability, with individuals
200 establishing social ties that persist over time. Our study system resembles what it was
201 recorded for Slender-billed gulls (*Chroicocephalus genei*), a colonial breeder with weak
202 inter-annual breeding-site fidelity: some individuals bred together across breeding
203 seasons and some social groups showed tenacity despite the colony often moving every
204 year⁴¹. Group stability can emerge as a product of network self-organization, but may
205 provide the necessary conditions for the evolution of other social processes^{44,45}. Our
206 results would support the idea that social aggregation during breeding would provide
207 other advantages than the mere defence against predators^{46,47}, such as social
208 information sharing (e.g.^{48,49}). Social information sharing is crucial for decision-making
209 in risky behaviours, such as dispersal, and previous studies showed that the perturbed
210 regime in our study site caused dispersal to other sites, including colonization of new
211 habitats^{36,50}. In our case study, sociality may have played a major role driving dispersal
212 and thus population dynamics, both during the exponential growth after colonization
213 and the collapse after the perturbation regime. This idea is also reinforced with a
214 mechanistic dynamical model that shows that population dynamics of Audouin's gulls
215 at the study site can only be explained by dispersal runaway caused by social copying
216¹⁷.

217 The importance of social information compared to private information increases under
218 perturbations, even when the quality of social information does not increase compared
219 to a non-perturbed regime^{51,52}. For instance, Maldonado et al.⁵³ show that experimental
220 disturbances applied to a social bird may impact its foraging efficiency by social
221 instability caused by the split of social groups. In colonial birds, breeding failure, which

222 is a proxy of environmental stress, may trigger splitting of the social groups (e.g. ⁴¹). At
223 demographic level, the alteration of social network structure may affect the behaviour of
224 populations. For instance, under stress conditions, sociality may operate through
225 feedback loops such as social copying for dispersal, causing non-linear population
226 dynamics and playing a critical role on the resilience of populations (e.g. ¹⁷). We
227 showed here that after a perturbation, not only the number of individuals in the
228 population may decrease (by increased mortality or dispersal) but also its social
229 cohesion, likely reducing but also altering the information transfer within the social
230 network composed by those individuals that remain in the site where perturbation
231 occurs. Among other demographic processes, dispersal may alter social connections of
232 both individuals remaining and those dispersing, with consequences for social network
233 structure ⁴⁰. The perturbation regime suffered by the study population has likely
234 triggered a social transition ⁵⁴ in collective behaviour from philopatric to dispersal and
235 with the fast diffusion of innovations such as the colonization of harbours by large
236 number of individuals, a habitat safe from predators never occupied before ⁵⁰. Previous
237 studies have shown that responses of populations to perturbations may also depend on
238 individual personalities in the population ⁵⁵⁻⁵⁷. For example, dispersers are different
239 from non-dispersing individuals for a suite of phenotypic traits, including their
240 behavioural profile ⁵⁸⁻⁶⁰. Heterogeneities in personalities for dispersal decision-making
241 may have also played a role in our studied population, with most individuals dispersing
242 to other sites after a period of disturbance, while some individuals remaining
243 philopatric. This change may have also further consequences for social network
244 stability, as performance in social groups may improve with heterogeneity in individual
245 personalities ^{60,61}.

246 Our study opens new research avenues about resilience of social populations under
247 perturbations; if perturbations affect social cohesion and heterogeneity in personalities
248 in the population, we may wonder whether this population would be equally resilient to
249 future perturbations. Additionally, in our study population, sociality seemed to operate
250 not right after the first perturbation episode but after cumulative maintained perturbation
251 ⁵⁰; would the type of perturbation, either pulse or in regime ⁶² influence the response of
252 social groups? We have shown here that a regime perturbation may decrease social
253 cohesion in animal populations, but further studies should be carried out to improve our
254 understanding on the demographic consequences of the breaking down of social ties
255 under perturbations for population dynamics and resilience in social species.

256

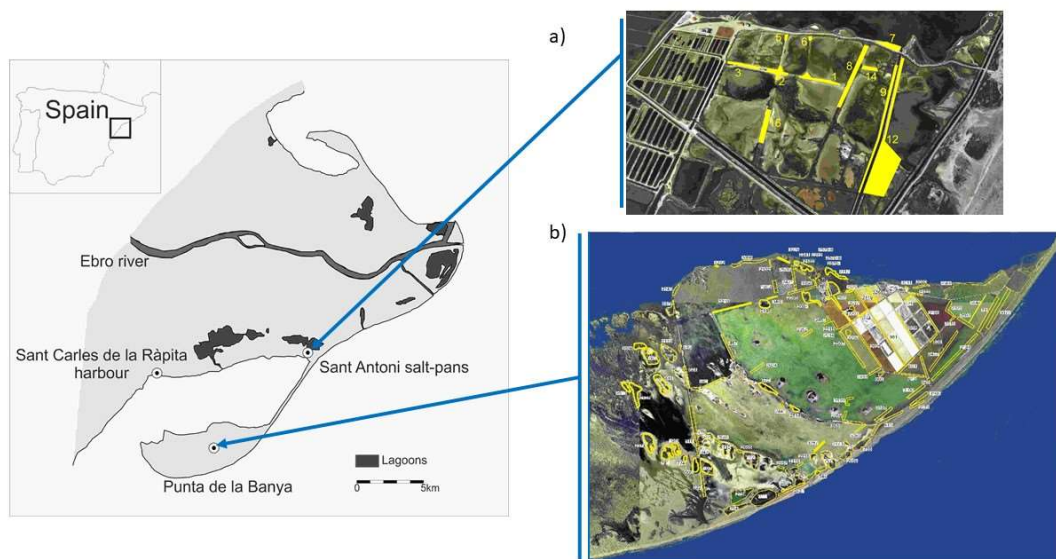
257 **Material and Methods**

258 Study species and study area

259 The Audouin's gull is a long-lived seabird with more than 80% of the global population
260 breeding in the western Mediterranean

261 (<http://www.iucnredlist.org/details/22694313/0>;³⁷. The species was critically
262 endangered until the early 80's, when it colonized a new site, the Punta de la Banya in
263 the Ebro Delta (Figure 2). Here, the large availability of both suitable breeding habitat
264 and food resulted in a rapid and exponential growth, ending with the site holding more
265 than 70% of the total world population in 2006. The global population dynamics was
266 mainly driven by this colony and after the exponential growth, the species was
267 downgraded to a conservation category of "least concern" ⁶³. However, the Punta de la
268 Banya colony is now collapsing and even if the species is colonizing new sites, the
269 global population is decreasing at a 5% annual rate ³⁷. In 1997, first carnivores (mainly

270 foxes, but also badgers, beech martens and least weasels) arrived at Punta de la Banya,
271 and since then the site has been perturbed by the presence of carnivores.
272 Annual censuses of breeding pairs at every patch within colonies at the Ebro Delta area
273 have been carried out since colonization in 1981 to 2017 (Figure 1, 3 and Table S1). In
274 the Ebro Delta there are three colonies: Punta de la Banya, colonized in 1981 and
275 occupied throughout the study period, Sant Carles de la Ràpita harbour, occupied since
276 2011 to 2015, and Sant Antoni, occupied from 2013 up to now (Figure 3, Figure S1).
277 Within colonies, individuals are distributed in patches⁶⁴. As patch location may change
278 from one year to another, we annually geolocalized, mapped and defined the breeding
279 patches (Figure 3 and S2).



280
281 **Figure 3.** Map of the study area comprising the 3 main colonies and the distribution of
282 patches within colonies during the study period at a) Sant Antoni and b) Punta de la
283 Banya. Sant Carles de la Ràpita colony is considered to have only one patch.

284
285 The species is monogamous, there is assortative mating by age, and from an
286 evolutionary point of view is a bet-hedger, laying commonly 3 eggs, although few

287 chicks survive, except in years with high food availability, when the strength of density-
288 dependence is low ⁶⁵.

289 Individual data

290 During 1988-2017 a total of 30,290 individuals were captured and ringed as chicks at
291 the Punta de la Banya ^{66,67}. From 2002 to 2017, resightings were made using spotting
292 scopes from a distance all over the western Mediterranean with a total of 63,106
293 resights in the study area and 5,593 different individuals resighted. Each year we
294 recorded the breeding patch for each individual. To make sure that individuals were
295 breeding and that they did so in a particular patch, we only selected those individuals
296 seen during the breeding season in a particular patch showing unequivocal breeding
297 behaviour. Specifically, individuals making alarm calls, incubating eggs or with chicks.
298 After this selective filter, our final database included 3,548 individuals.

299 SNA framework

300 Our social network, defined as the observed pattern of breeding association, was
301 constructed taking individuals (N=3548) as the nodes of the network and each edge
302 dyad (i.e. pair of individuals) representing the fact that individuals breed in the same
303 patch. We ended with a global sociomatrix, i.e. the matrix representation of the dyadic
304 relationships among individuals, of 3,548* 3,548. Edges showed if two individuals bred
305 in the same patch at least once in a certain period (see below). The network was not
306 directional. Based on previous results on population dynamics, and on the population
307 size of this species and colony ^{37,50}, we divided our dataset in two main periods: a period
308 defined as “stable phase” from 2002 to 2011, and a period of “transition phase to
309 collapse”, from 2012 to 2017 (Figure 1).

310 We used the recently developed AME function from the AMEN package ^{68,69}, that can
311 be applied to binary, ordinal, and continuous network data. This new approach is a

312 random-effects regression model; uses an iterative Markov chain Monte Carlo (MCMC)
313 algorithm that provides Bayesian inference of the parameters in the social relations
314 regression model (SRM;⁷⁰) using additive and multiplicative effects and combining the
315 linear regression model with the covariance structure of the SRM⁶⁹. The AME method,
316 not currently used in research on animal social networks is also able to cope with
317 missing and censored data, our data set complying with the assumption that individuals
318 are missing at random. Coping with missing data is highly relevant when analysing
319 sociality on wild populations, as detection rate for individuals is almost always
320 imperfect, and properly controlling for missed observations is a very important step in
321 social network analysis^{71,72}. To create and visualize our networks we used the packages
322 Amen⁶⁸, Asnipe⁷³, gdata⁷⁴ and igraph in R⁷⁵.

323 Are there social ties that persist over time?

324 We investigated if individuals create social ties that persist over time longer than one
325 breeding occasion by means of two approaches: i) contingency tables and ii) the
326 inclusion of time dependent regression terms in the AME modelling framework⁶⁸ (see
327 previous section). We used both methods because this is the first application of the
328 AME approach in an ecological context. We analysed data of the period of stability,
329 from 2002 to 2011, dividing this period into two sub-periods of five years (2002-2006
330 and 2007-2011). In the contingency table approach, we tested if the probability of
331 breeding together at least once during the second sub-period was independent of having
332 bred together at least once in the first period. We built a 3x3 table of frequencies,
333 showing the frequencies of two individuals breeding or not together at least once during
334 the second sub-period depending on whether they bred together or not at least once
335 during the first sub-period, and pulling apart those dyads with missing data. We then
336 tested for deviation of random frequencies by Chi Square test.

337 With the SNA approach, we analysed the social ties between individuals using the AME
338 function provided in the Amen package in R and including data from the first period
339 (five previous years) as predictors of association during the second sub-period. We
340 considered that this time window was not too large to include important death events,
341 but large enough to account for the imperfect detection of individuals. To achieve
342 convergence, we increased the number of iterations to 100,000 from the default value of
343 10,000 and lengthened the burn-in period to 500.

344 Had perturbations affected social cohesion in this species?

345 To assess if perturbations affected social structure in this species, we analysed as
346 previously, with both the contingency table approach and the SNA approach, the social
347 ties during the period of “transition phase to collapse” (2012-2017). To do so, we tested
348 if the probability of breeding together in this phase (2012-2017) was independent of
349 having bred together during five previous years (2007-2011). We then compared these
350 results from those previously observed during the “stability phase”.

351 A potential concern was the reduced power during the collapse period because the
352 number of individuals decreased from the stability period. In order to have a similar
353 power in both analyses, we performed the contingency table analysis during the stability
354 period by drawing at random a number of observed associations equal to the number of
355 observed associations during the collapse. We did this repeatedly (1000 times) and
356 calculated which percentage of times the resulting chi-square was significant at the 5%
357 level.

358 Regarding the SNA approach, it is advised ⁷⁶ to do permutations on the raw data prior to
359 the analysis and compare the result of some relevant statistic obtained with the original
360 data to the distribution of the same statistic over the permutations. We chose the
361 regression coefficient of the association of a dyad on the previous association of the

362 same dyad as our statistic of social cohesion. This statistic is provided by the function
363 ame of the package amen⁶⁸. We calculated this statistic on the original data. Then,
364 within each year, we rearranged randomly the individuals among the patches, keeping
365 the same number of individuals within each patch. We did this 200 times and calculated
366 each time the regression coefficient. Then, we situated the value of the regression
367 coefficient from the original data among the distribution of regression coefficients from
368 the permutated data and examined how extreme it was. If it was among the 5% extreme
369 values, we concluded that there was indeed a non-random association of individuals
370 within the patches.

371

372

373 **Acknowledgements**

374 We would like to thank all the people who have helped with the fieldwork in the Ebro
375 delta over the years, particularly Julia Piccardo, Toni Curcó and the technical staff and
376 volunteers at the Ebro Delta Natural Park. We would also like to thank Peter Hoff, for
377 his advices and solving an analytical problem we encountered while using the AMEN R
378 package. We also thank the Regional Government of Catalonia, for permits to access
379 the study sites. Elisabeth Rochon corrected the English. Funding came from the Spanish
380 Ministry of Science (CGL2017-85210), grant PICS INTERACT n°07699 (2016, CSIC-
381 CNRS). MG was partially supported by the European Union (MINOUW Project,
382 H2020-634495) and the Spanish Ministry of Science (CGL2017-85210). We have no
383 conflict of interest to declare.

384

385 **Authors' contributions**

386 MG conceived the idea; MG, OG, RP and RC designed methodology; MG, DO and AB
387 collected the data; MG analysed the data; MG led the writing of the manuscript. All
388 authors critically contributed to the drafts and gave final approval for publication.

389
390

391 **Data accessibility**

392
393 Data is available via CSIC repository.

394
395

396 **References**

- 397 1. Dai, L., Korolev, K. S. & Gore, J. Relation between stability and resilience
398 determines the performance of early warning signals under different environmental
399 drivers. *Proc. Natl. Acad. Sci.* **112**, 10056–10061 (2015).
- 400 2. Dakos, V., Carpenter, S. R., van Nes, E. H. & Scheffer, M. Resilience indicators:
401 prospects and limitations for early warnings of regime shifts. *Philos. Trans. R. Soc.*
402 *B Biol. Sci.* **370**, 20130263–20130263 (2014).
- 403 3. Colchero, F. *et al.* The diversity of population responses to environmental change.
404 *Ecol. Lett.* (2018) doi:10.1111/ele.13195.
- 405 4. Coulson, T. *et al.* Data from: Modeling adaptive and nonadaptive responses of
406 populations to environmental change. (2017) doi:10.5061/dryad.4c117.
- 407 5. Donohue, I. *et al.* Navigating the complexity of ecological stability. *Ecol. Lett.* **19**,
408 1172–1185 (2016).
- 409 6. Fernandez-Chacon, A. *et al.* When to stay, when to disperse and where to go:
410 survival and dispersal patterns in a spatially structured seabird population.
411 *Ecography* **36**, 1117–1126, (2013).
- 412 7. Holling, C. S. Resilience and Stability of Ecological Systems. *Annu. Rev. Ecol. Syst.*
413 **4**, 1–23 (1973).

- 414 8. Barrett, L., Henzi, S. P. & Lusseau, D. Taking sociality seriously: the structure of
415 multi-dimensional social networks as a source of information for individuals.
416 *Philos. Trans. R. Soc. B Biol. Sci.* **367**, 2108–2118 (2012).
- 417 9. Centola, D. *How Behavior Spreads: the Science of Complex Contagions.* (2018).
- 418 10. Firth, J. A. Considering Complexity: Animal Social Networks and Behavioural
419 Contagions. *Trends Ecol. Evol.* **35**, 100–104 (2020).
- 420 11. Kerth, G., Perony, N. & Schweitzer, F. Bats are able to maintain long-term social
421 relationships despite the high fission-fusion dynamics of their groups. *Proc. R. Soc.*
422 *B Biol. Sci.* **278**, 2761–2767 (2011).
- 423 12. Rosenthal, S. B., Twomey, C. R., Hartnett, A. T., Wu, H. S. & Couzin, I. D.
424 Revealing the hidden networks of interaction in mobile animal groups allows
425 prediction of complex behavioral contagion. *Proc. Natl. Acad. Sci.* **112**, 4690–4695
426 (2015).
- 427 13. Snijders, L., Blumstein, D. T., Stanley, C. R. & Franks, D. W. Animal Social
428 Network Theory Can Help Wildlife Conservation. *Trends Ecol. Evol.* **32**, 567–577
429 (2017).
- 430 14. Webber, Q. M. R. & Vander Wal, E. An evolutionary framework outlining the
431 integration of individual social and spatial ecology. *J. Anim. Ecol.* **87**, 113–127
432 (2018).
- 433 15. Sueur, C. & Mery, F. *Social Interaction in Animals: Linking Experimental*
434 *Approach and Social Network Analysis.* (Frontiers Media SA, 2017).
- 435 16. LaBarge, L. R., Allan, A. T. L., Berman, C. M., Margulis, S. W. & Hill, R. A.
436 Reactive and pre-emptive spatial cohesion in a social primate. *Anim. Behav.* **163**,
437 115–126 (2020).

- 438 17. Oro, D. *Perturbation, social feedbacks, and population dynamics in social animals*.
439 (Oxford University Press, 2020).
- 440 18. Firth, J. A. & Sheldon, B. C. Experimental manipulation of avian social structure
441 reveals segregation is carried over across contexts. *Proc. R. Soc. B Biol. Sci.* **282**,
442 20142350–20142350 (2015).
- 443 19. Genton, C. *et al.* How Ebola impacts social dynamics in gorillas: a multistate
444 modelling approach. *J. Anim. Ecol.* **84**, 166–176 (2015).
- 445 20. Leu, S. T., Farine, D. R., Wey, T. W., Sih, A. & Bull, C. M. Environment modulates
446 population social structure: experimental evidence from replicated social networks
447 of wild lizards. *Anim. Behav.* **111**, 23–31 (2016).
- 448 21. Brown, C. R. The ecology and evolution of colony-size variation. *Behav. Ecol.*
449 *Sociobiol.* **70**, 1613–1632 (2016).
- 450 22. Rolland, C., Danchin, E. & de Fraipont, M. The evolution of coloniality in birds in
451 relation to food, habitat, predation, and life-history traits: a comparative analysis.
452 *Am. Nat.* **151**, 514–529 (1998).
- 453 23. Clode, D. Colonially breeding seabirds: Predators or prey? *Trends Ecol. Evol.* **8**,
454 336–338 (1993).
- 455 24. Hoogland, J. L. & Sherman, P. W. Advantages and Disadvantages of Bank Swallow
456 (*Riparia riparia*) Coloniality. *Ecol. Monogr.* **46**, 33–58 (1976).
- 457 25. Shizuka, D. *et al.* Across-year social stability shapes network structure in wintering
458 migrant sparrows. *Ecol. Lett.* **17**, 998–1007 (2014).
- 459 26. Brandl, H. B., Griffith, S. C., Farine, D. R. & Schuett, W. Wild zebra finches that
460 nest synchronously have long-term stable social ties. *J. Anim. Ecol.* 1365-
461 2656.13082 (2019) doi:10.1111/1365-2656.13082.

- 462 27. Moreno, J. L. *Who shall survive?: A new approach to the problem of human*
463 *interrelations*. (Nervous and Mental Disease Publishing Co, 1934).
464 doi:10.1037/10648-000.
- 465 28. Scott, J. Social Network Analysis. *Sociology* **22**, 109–127 (1988).
- 466 29. Croft, D. P., James, R. & Krause, J. *Exploring Animal Social Networks*. (Princeton
467 University Press, 2008).
- 468 30. Farine, D. R. Structural trade-offs can predict rewiring in shrinking social networks.
469 *J. Anim. Ecol.* 1365-2656.13140 (2019) doi:10.1111/1365-2656.13140.
- 470 31. Farine, D. R. & Whitehead, H. Constructing, conducting and interpreting animal
471 social network analysis. *J. Anim. Ecol.* **84**, 1144–1163 (2015).
- 472 32. Ward, A. & Webster, M. *Sociality: The Behaviour of Group-Living Animals*.
473 (Springer International Publishing, 2016).
- 474 33. Whitehead, H. *Analyzing Animal Societies Quantitative Methods for Vertebrate*
475 *Social Analysis*. (2014).
- 476 34. James, R., Croft, D. P. & Krause, J. Potential banana skins in animal social network
477 analysis. *Behav. Ecol. Sociobiol.* **63**, 989–997 (2009).
- 478 35. Hasenjager, M. J. & Dugatkin, L. A. Chapter Three - Social Network Analysis in
479 Behavioral Ecology. in *Advances in the Study of Behavior* (eds. Naguib, M. et al.)
480 vol. 47 39–114 (Academic Press, 2015).
- 481 36. Payo-Payo, A. *et al.* Predator arrival elicits differential dispersal, change in age
482 structure and reproductive performance in a prey population. *Sci. Rep.* **8**, 1971
483 (2018).
- 484 37. Genovart, M., Oro, D. & Tenan, S. Immature survival, fertility, and density
485 dependence drive global population dynamics in a long-lived species. *Ecology* **99**,
486 2823–2832 (2018).

- 487 38. Almaraz, P. & Oro, D. Size-mediated non-trophic interactions and stochastic
488 predation drive assembly and dynamics in a seabird community. *Ecology* **92**, 1948–
489 1958 (2011).
- 490 39. Martínez-Abraín, A., Jiménez, J. & Oro, D. Pax Romana: ‘refuge abandonment’ and
491 spread of fearless behavior in a reconciling world. *Anim. Conserv.* **22**, 3–13 (2019).
- 492 40. Shizuka, D. & Johnson, A. E. How demographic processes shape animal social
493 networks. *Behav. Ecol.* arz083 (2019) doi:10.1093/beheco/arz083.
- 494 41. Francesiaz, C. *et al.* Familiarity drives social philopatry in an obligate colonial
495 breeder with weak interannual breeding-site fidelity. *Anim. Behav.* **124**, 125–133
496 (2017).
- 497 42. Ginsberg, J. R. & Young, T. P. Measuring association between individuals or
498 groups in behavioural studies. *Anim. Behav.* **44**, 377–379 (1992).
- 499 43. Cairns, S. J. & Schwager, S. J. A comparison of association indices. *Anim. Behav.*
500 **35**, 1454–1469 (1987).
- 501 44. Cantor, M. & Farine, D. R. Simple foraging rules in competitive environments can
502 generate socially structured populations. *Ecol. Evol.* **8**, 4978–4991 (2018).
- 503 45. Cantor, M. *et al.* *Animal social networks: revealing the causes and implications of*
504 *social structure in ecology and evolution*. <https://osf.io/m62gb> (2019)
505 doi:10.32942/osf.io/m62gb.
- 506 46. Anderson, D. J. & Hodum, P. J. Predator Behavior Favors Clumped Nesting in an
507 Oceanic Seabird. *Ecology* **74**, 2462–2464 (1993).
- 508 47. Oro, D. Colonial Seabird Nesting in Dense and Small Sub-Colonies: An Advantage
509 against Aerial Predation. *The Condor* **98**, 848–850 (1996).

- 510 48. Gil, M. A., Hein, A. M., Spiegel, O., Baskett, M. L. & Sih, A. Social Information
511 Links Individual Behavior to Population and Community Dynamics. *Trends Ecol.*
512 *Evol.* **33**, 535–548 (2018).
- 513 49. Lewanzik, D., Sundaramurthy, A. K. & Goerlitz, H. R. Insectivorous bats integrate
514 social information about species identity, conspecific activity and prey abundance to
515 estimate cost–benefit ratio of interactions. *J. Anim. Ecol.* **88**, 1462–1473 (2019).
- 516 50. Payo-Payo, A. *et al.* Colonisation in social species: the importance of breeding
517 experience for dispersal in overcoming information barriers. *Sci. Rep.* **7**, (2017).
- 518 51. Arganda, S., Pérez-Escudero, A. & Polavieja, G. G. de. A common rule for decision
519 making in animal collectives across species. *Proc. Natl. Acad. Sci.* **109**, 20508–
520 20513 (2012).
- 521 52. Pérez-Escudero, A. & Polavieja, G. G. de. Adversity magnifies the importance of
522 social information in decision-making. *J. R. Soc. Interface* **14**, 20170748 (2017).
- 523 53. Maldonado-Chaparro, A. A., Blumstein, D. T., Armitage, K. B. & Childs, D. Z.
524 Transient LTRE analysis reveals the demographic and trait-mediated processes that
525 buffer population growth. *Ecol. Lett.* **21**, 1693–1703 (2018).
- 526 54. Pruitt, J. N. *et al.* Social tipping points in animal societies. *Proc R Soc B* **285**,
527 20181282 (2018).
- 528 55. Dall, S. R. X., Houston, A. I. & McNamara, J. M. The behavioural ecology of
529 personality: consistent individual differences from an adaptive perspective. *Ecol.*
530 *Lett.* **7**, 734–739 (2004).
- 531 56. Doering, G. N., Scharf, I., Moeller, H. V. & Pruitt, J. N. Social tipping points in
532 animal societies in response to heat stress. *Nat. Ecol. Evol.* **2**, 1298–1305 (2018).
- 533 57. Wolf, M., van Doorn, G. S., Leimar, O. & Weissing, F. J. Life-history trade-offs
534 favour the evolution of animal personalities. *Nature* **447**, 581–584 (2007).

- 535 58. Clobert, J., Le Galliard, J.-F., Cote, J., Meylan, S. & Massot, M. Informed dispersal,
536 heterogeneity in animal dispersal syndromes and the dynamics of spatially
537 structured populations. *Ecol. Lett.* **12**, 197–209 (2009).
- 538 59. Cote, J., Clobert, J., Brodin, T., Fogarty, S. & Sih, A. Personality-dependent
539 dispersal: characterization, ontogeny and consequences for spatially structured
540 populations. *Philos. Trans. R. Soc. B Biol. Sci.* **365**, 4065–4076 (2010).
- 541 60. Fogarty, S., Cote, J. & Sih, A. Social Personality Polymorphism and the Spread of
542 Invasive Species: A Model. *Am. Nat.* **177**, 273–287 (2011).
- 543 61. O’Shea-Wheller, T. A., Masuda, N., Sendova-Franks, A. B. & Franks, N. R.
544 Variability in individual assessment behaviour and its implications for collective
545 decision-making. *Proc. R. Soc. B Biol. Sci.* **284**, 20162237 (2017).
- 546 62. Nimmo, D. G., Mac Nally, R., Cunningham, S. C., Haslem, A. & Bennett, A. F.
547 Vive la résistance: reviving resistance for 21st century conservation. *Trends Ecol.*
548 *Evol.* **30**, 516–523 (2015).
- 549 63. IUCN. *Larus audouinii*: BirdLife International: The IUCN Red List of Threatened
550 Species 2018: e.T22694313A132541241. (2018) doi:10.2305/IUCN.UK.2018-
551 2.RLTS.T22694313A132541241.en.
- 552 64. Genovart, M., Jover, L., Ruiz, X. & Oro, D. Offspring sex ratios in subcolonies of
553 Audouin’s gull, *Larus audouinii*, with differential breeding performance. *Can. J.*
554 *Zool.* **81**, 905–910 (2003).
- 555 65. Oro, D. Audouin’s gull account. in *The Birds of Western Palearctic* (ed.
556 Ogilvie, M.A.) 47–61 (Oxford University Press, 1998).
- 557 66. Genovart, M., Pradel, R. & Oro, D. Exploiting uncertain ecological fieldwork data
558 with multi-event capture-recapture modelling: an example with bird sex assignment.
559 *J. Anim. Ecol.* **81**, 970–977 (2012).

- 560 67. Oro, D., Tavecchia, G. & Genovart, M. Comparing demographic parameters for
561 philopatric and immigrant individuals in a long-lived bird adapted to unstable
562 habitats. *Oecologia* **165**, 935–945 (2010).
- 563 68. Hoff, P. D. Additive and multiplicative effects network models. *ArXiv180708038*
564 *Stat* (2018).
- 565 69. Minhas, S., Hoff, P. D. & Ward, M. D. Inferential Approaches for Network
566 Analyses: AMEN for Latent Factor Models. *ArXiv161100460 Stat* (2016).
- 567 70. Warner, R. M., Kenny, D. A. & Stoto, M. A new round robin analysis of variance
568 for social interaction data. *J. Pers. Soc. Psychol.* **37**, 1742–1757 (1979).
- 569 71. Gimenez, O. *et al.* Inferring animal social networks with imperfect detection. *Ecol.*
570 *Model.* **401**, 69–74 (2019).
- 571 72. Hoppitt, W. J. E. & Farine, D. R. Association indices for quantifying social
572 relationships: how to deal with missing observations of individuals or groups. *Anim.*
573 *Behav.* **136**, 227–238 (2018).
- 574 73. Farine, D. R. Animal social network inference and permutations for ecologists in R
575 using asnipe. *Methods Ecol. Evol.* **4**, 1187–1194 (2013).
- 576 74. Warnes G.R. *et al* gdata: various R programming tools for data manipulation. R
577 package version 2.18.0. <https://CRAN.R-project.org/package=gdata> (2017)
- 578 75. Csardi, Gabor; Tamas N. The igraph software package for complex network
579 research. *InterJournal* (2006).
- 580 76. Farine, D. R. A guide to null models for animal social network analysis. *Methods*
581 *Ecol. Evol.* **8**, 1309–1320 (2017).