



HAL
open science

Use of Econometrics Models to Forecast Short Term Solar Irradiance

Faly H Ramahatana, Philippe Lauret, Mathieu David

► **To cite this version:**

Faly H Ramahatana, Philippe Lauret, Mathieu David. Use of Econometrics Models to Forecast Short Term Solar Irradiance. 31st European Photovoltaic Solar Energy Conference and Exhibition, Sep 2015, Hamburg, Germany. hal-03020343

HAL Id: hal-03020343

<https://hal.science/hal-03020343>

Submitted on 23 Nov 2020

HAL is a multi-disciplinary open access archive for the deposit and dissemination of scientific research documents, whether they are published or not. The documents may come from teaching and research institutions in France or abroad, or from public or private research centers.

L'archive ouverte pluridisciplinaire **HAL**, est destinée au dépôt et à la diffusion de documents scientifiques de niveau recherche, publiés ou non, émanant des établissements d'enseignement et de recherche français ou étrangers, des laboratoires publics ou privés.

Faly H. Ramahatana^a, Philippe Lauret^a, Mathieu David^a

^aPIMENT, University of La Reunion, 117 rue du General Ailleret, 97430 Tampon, Reunion Island
faly.ramahatana-andriamasomanana@univ-reunion.fr

OBJECTIVES

- Assess the applicability of econometrics models to forecast the global solar irradiance
- Provide point forecast with an information related to the volatility forecast
- Improving the accuracy of the forecast for grid integration and storage operations.

METHODS

Generality

Clear sky index kt^* :

- Remove seasonal variation of the global horizontal solar irradiance (GHI) by using a clear sky model (GHI_{clear})

$$kt^* = \frac{GHI}{GHI_{clear}}$$

Econometric time series:

AutoRegressive Moving Average (ARMA) :

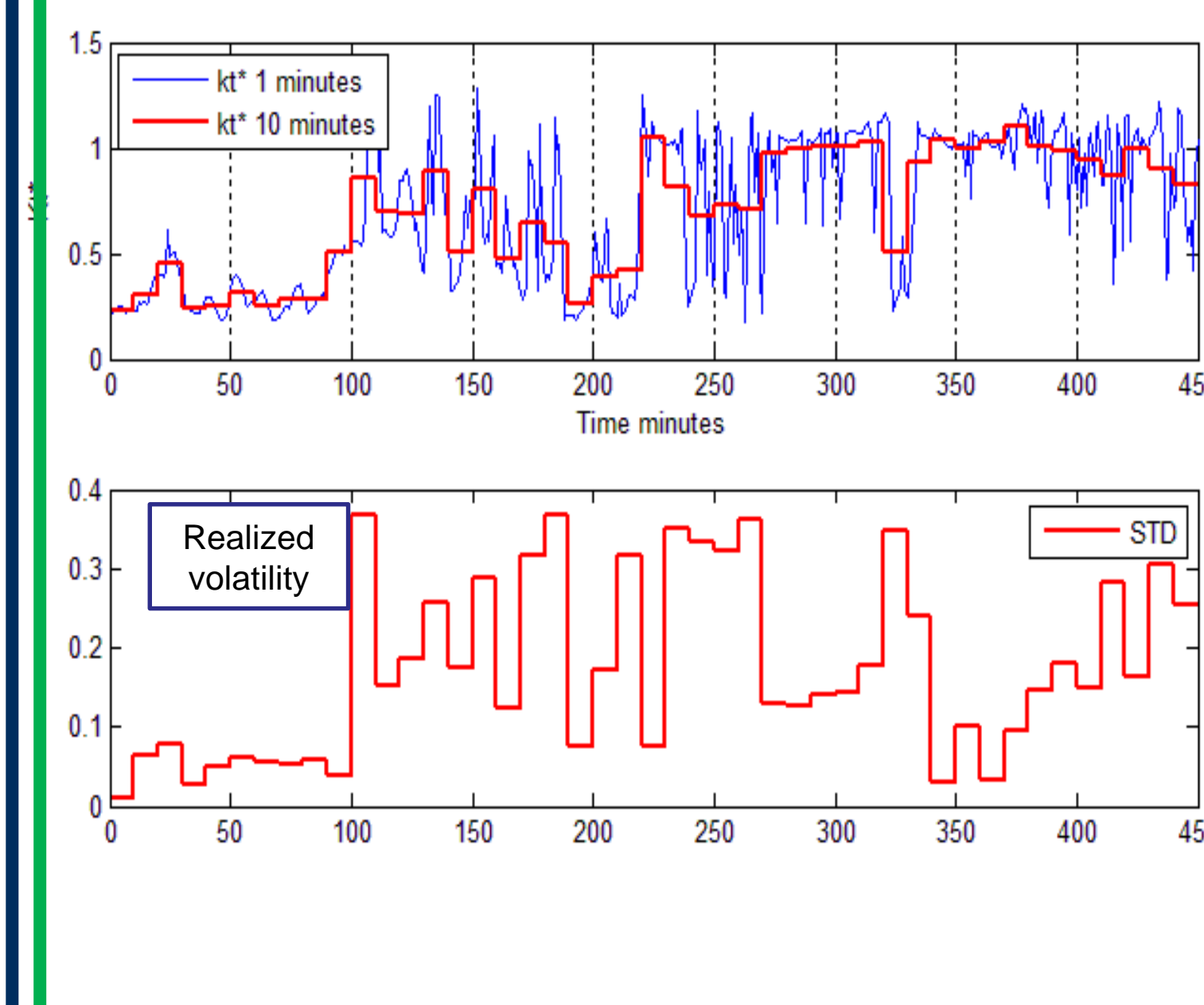
- $\widehat{kt}^*(t+h-1) = \alpha_0 + \sum_{i=1}^P \alpha_i kt^*(t-i) + \sum_{j=1}^Q \beta_j \varepsilon(t-j)$
With h forecasting time horizon

Generalized Autoregressive Conditional Heteroskedasticity (GARCH):

$$\sigma_t^2 = \alpha_0 + \sum_{i=1}^P \alpha_i \Delta kt_{t-i}^2 + \sum_{j=1}^Q \beta_j \sigma_{t-j}^2$$

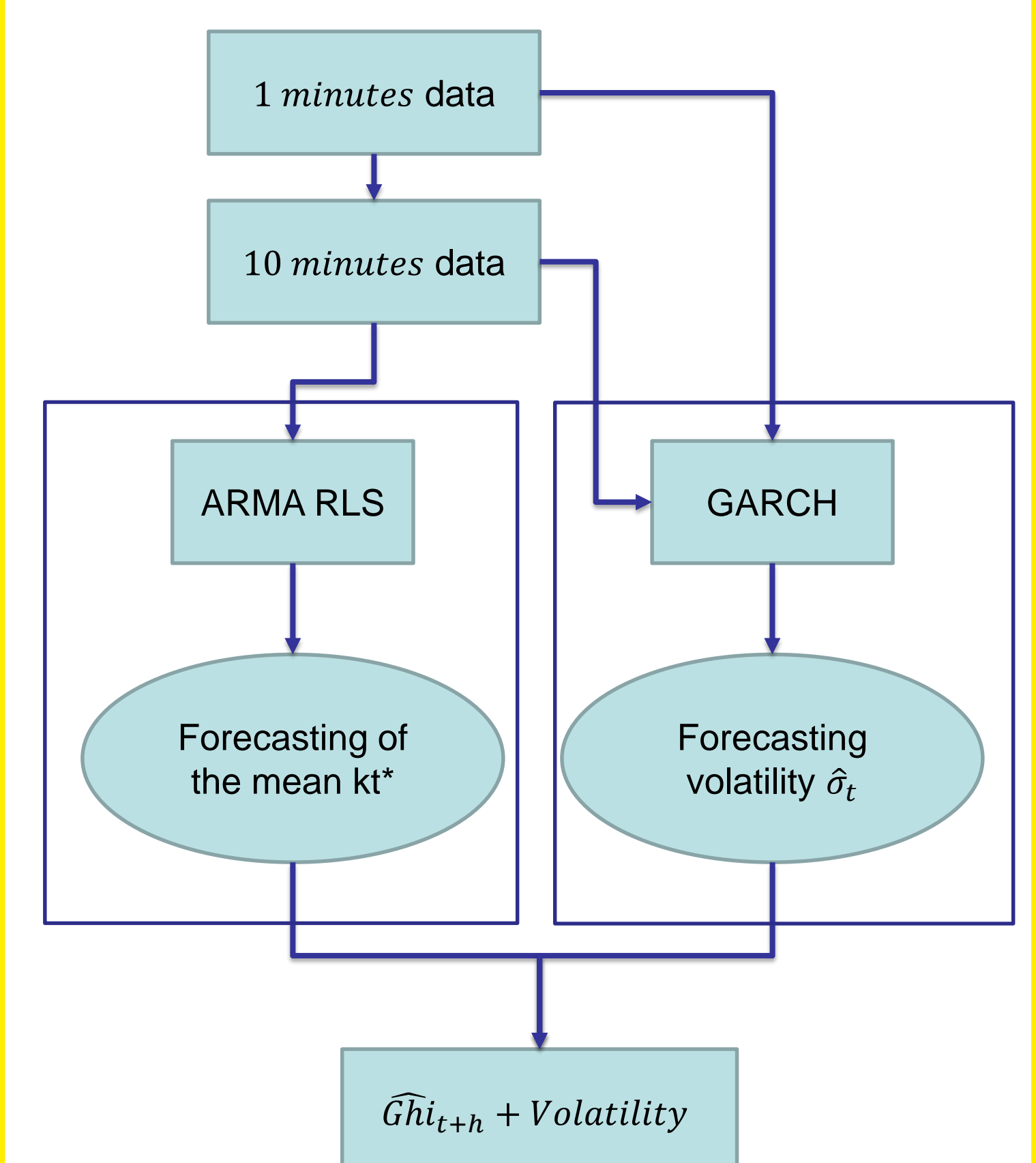
Volatility:

- Propensity to deviate from its average price over a given period
- Standard deviation



Methodology:

- Point forecast with recursive least square ARMA
- Volatility forecast with GARCH model



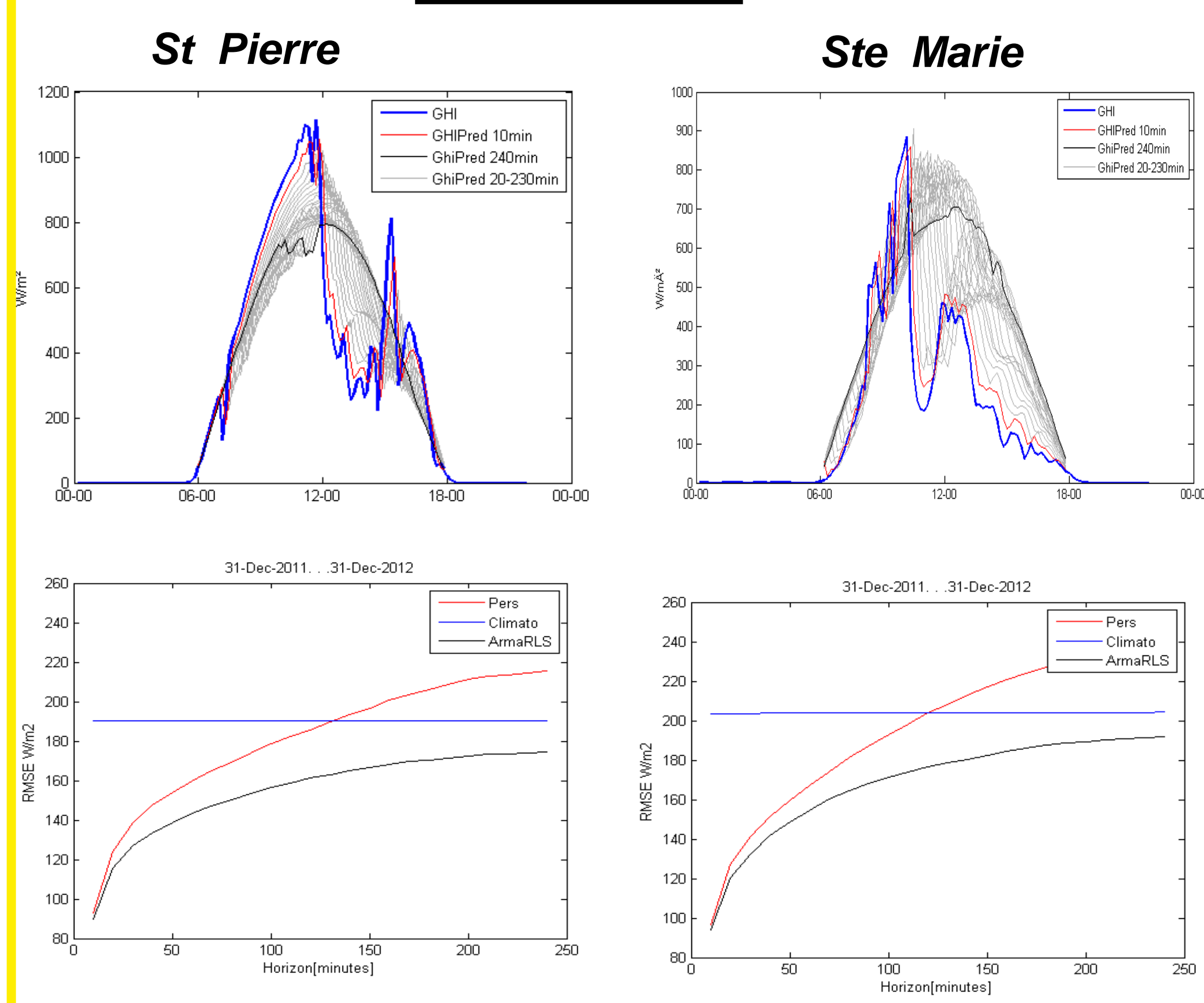
Data: 01 minutes records

- Piment Laboratory, University of la Reunion ,St Pierre
- Reuniwatt, Ste Marie

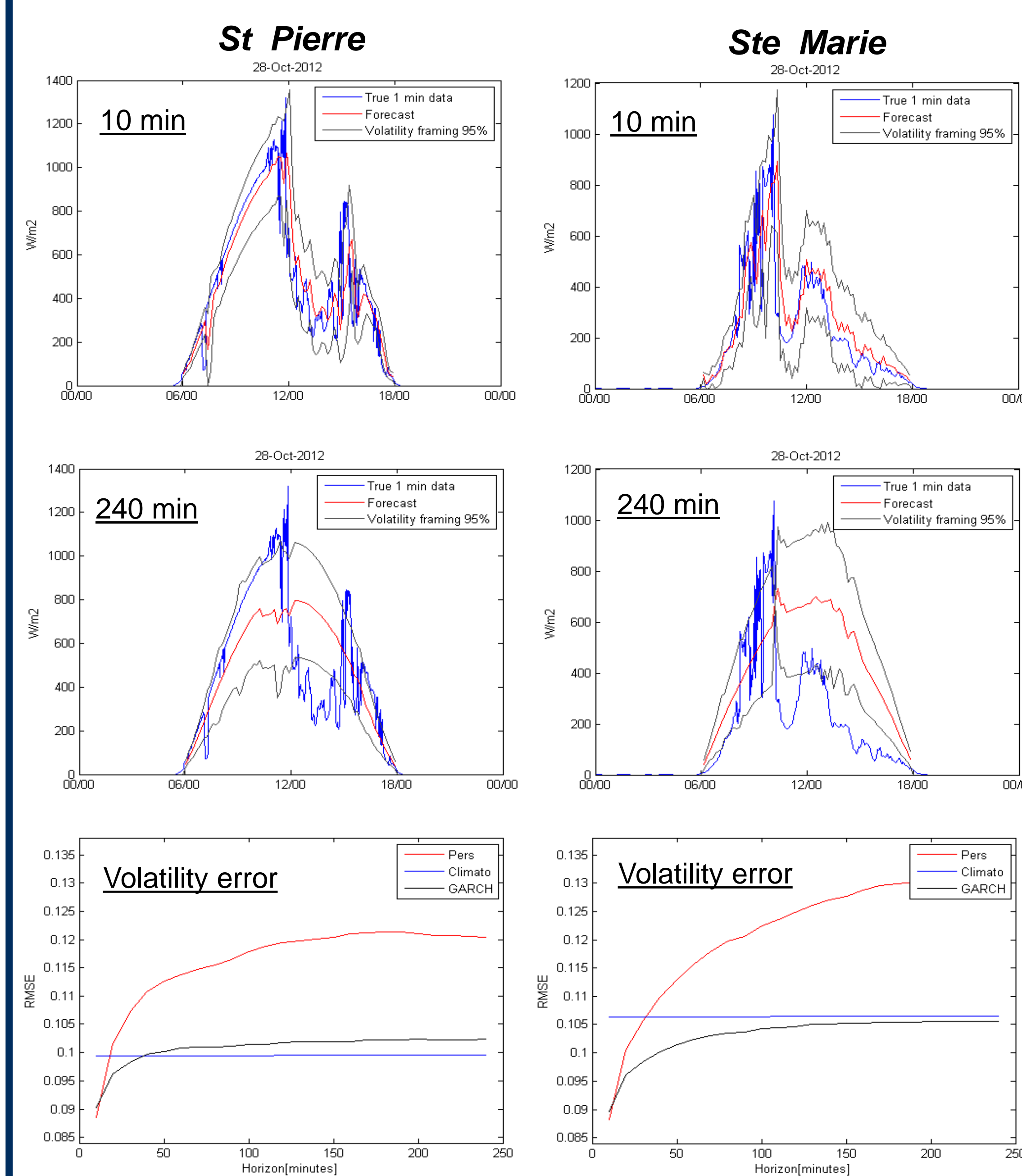
- Data collection period:
 - IUT St Pierre: 2012-2013
 - Ste Marie: 2010 – 2013
- Filtering with zenith angle > 85°

RESULTS

Point forecast



Point forecast with volatility framing



- The RMSE shows that volatility models work better if there are more fluctuations like in Ste Marie site.
- In St Pierre, climatology is better if the horizon forecast is greater than 40minutes.
- The GARCH model has tendency to return to the average value
- The forecast at 240 min, show clearly that the volatility tend to a climatologic model.

Model parameters:

- ARMA (3,3)
 - Forgetting factor $\lambda = 0.999$
 - GARCH(1,1), Sliding window, data sample = 400
- #### Forecast horizons and granularity
- 1 year data
 - Forecast horizons: 10 minutes to 4 hours
 - Granularity: 10 minutes

CONCLUSIONS

ADEME

Reuniwatt



Agence de l'Environnement et de la Maîtrise de l'Énergie

- The GARCH models fail to reproduce the behavior of the solar volatility
- Volatility could be an interesting factor for grid operations and for storage system management