



**HAL**  
open science

# THE MINIMUM MASS SOLAR NEBULA: A 3 MILLION YEAR-OLD DISK

Kevin Baillie

► **To cite this version:**

Kevin Baillie. THE MINIMUM MASS SOLAR NEBULA: A 3 MILLION YEAR-OLD DISK. European Planetary Science Congress / Division of Planetary Science, Sep 2019, Geneve, Switzerland. hal-03018587

**HAL Id: hal-03018587**

**<https://hal.science/hal-03018587>**

Submitted on 23 Nov 2020

**HAL** is a multi-disciplinary open access archive for the deposit and dissemination of scientific research documents, whether they are published or not. The documents may come from teaching and research institutions in France or abroad, or from public or private research centers.

L'archive ouverte pluridisciplinaire **HAL**, est destinée au dépôt et à la diffusion de documents scientifiques de niveau recherche, publiés ou non, émanant des établissements d'enseignement et de recherche français ou étrangers, des laboratoires publics ou privés.



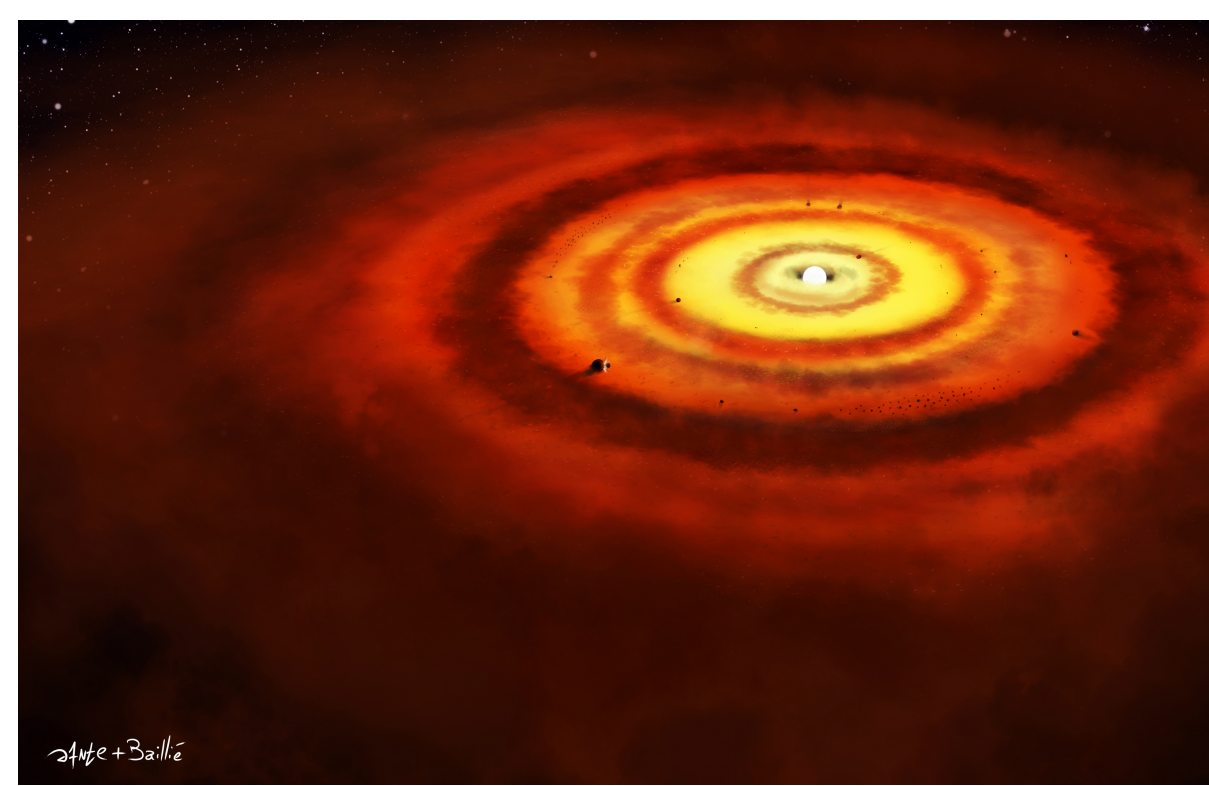
# THE MINIMUM MASS SOLAR NEBULA: A 3 MILLION YEAR-OLD DISK.

LP5 - L2.116



K. Baillié - [kevin.baillie@obspm.fr](mailto:kevin.baillie@obspm.fr)


IMCCE, Observatoire de Paris, PSL Research University, CNRS, Sorbonne Universités, UPMC Univ Paris 06, Univ. Lille, 77 Av. Denfert-Rochereau, 75014 Paris, France.



## Abstract

Most planetary formation simulations rely on simple protoplanetary disk models evolved from the usual, though inaccurate, Minimum Mass Solar Nebula. Here, we suggest a new consistent way of building a protoplanetary disk from the collapse of the molecular cloud: both the central star and the disk are fed by the collapse and grow jointly. We then model the star physical characteristics based on pre-calculated stellar evolution models. After the collapse, when the cloud initial gas reservoir is empty, the further evolution of the disk and star is mainly driven by the disk viscous spreading, leading to radial structures in the disk: temperature plateaux at the sublimation lines of the dust species and shadowed regions that are not irradiated by the star. These irregularities in the disk surface mass density or midplane temperature may help trap planetary embryos at these locations, eventually selecting the composition of the planet cores. In addition, we redefine the disk timeline and describe the stages that lead to the MMSN model.

R. Hurl (NASA/JPL-Caltech/IPAC)



## Problematic Where and when can planetary embryos be saved? With what size and composition?

### Cloud & star model

We interpolate the stellar physical properties from tables of pre-calculated stellar evolutions (Piau et al., 2002, 2011, Marques et al., 2013).

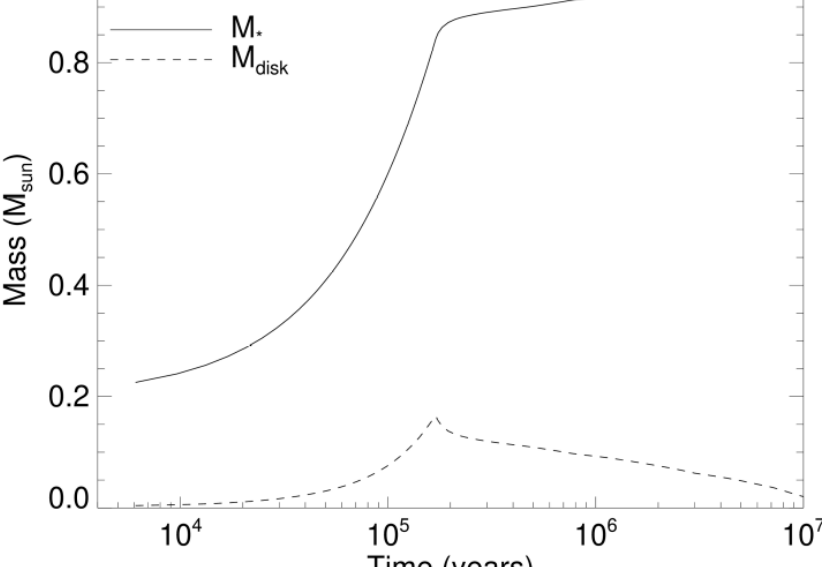


Figure 1 : Star and disk mass evolution.

The disk gains mass from the molecular cloud.  
The star gains mass from the molecular cloud and accretion by the disk viscous spreading.

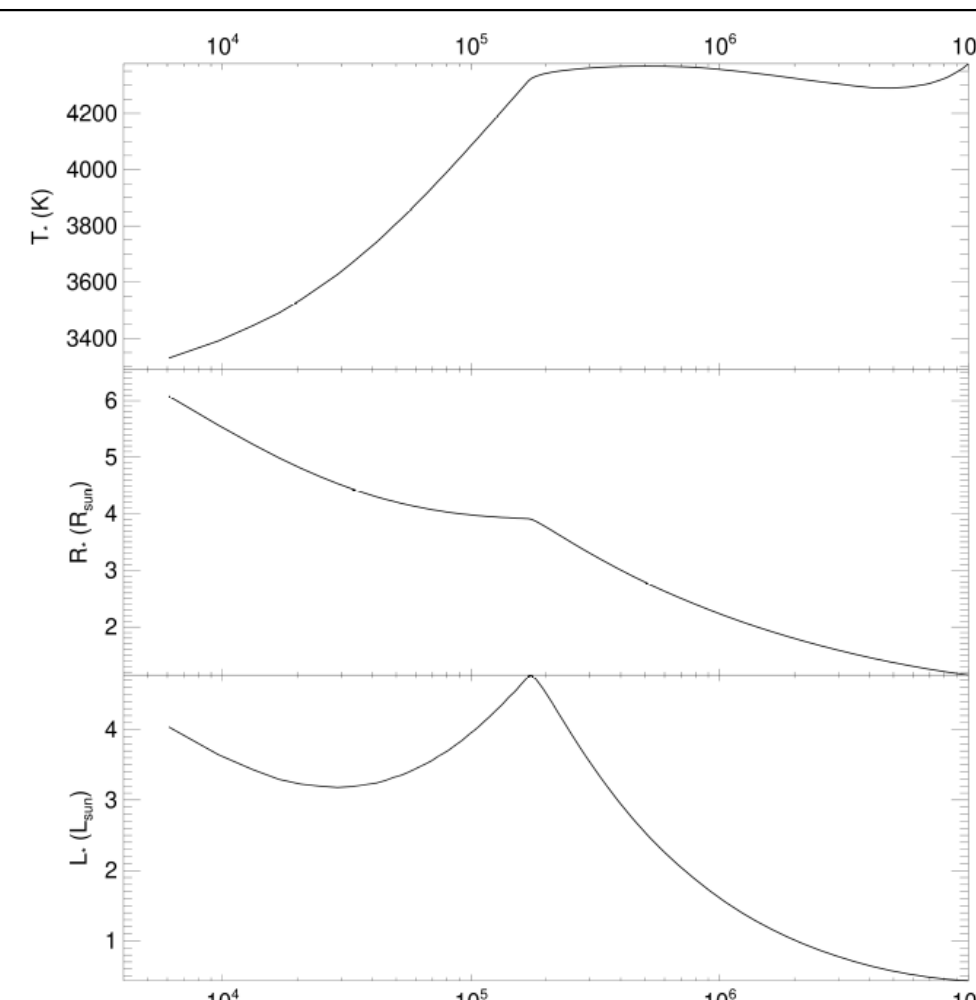


Figure 2 : Stellar temperature, radius and luminosity evolution.

## Disk structure and evolution

- The disk grows for **170 kyr** before emptying on the star by viscous spreading
- It gets hotter until the end of the collapse phase and then cools down
- Sublimation lines migrate as the disk evolves

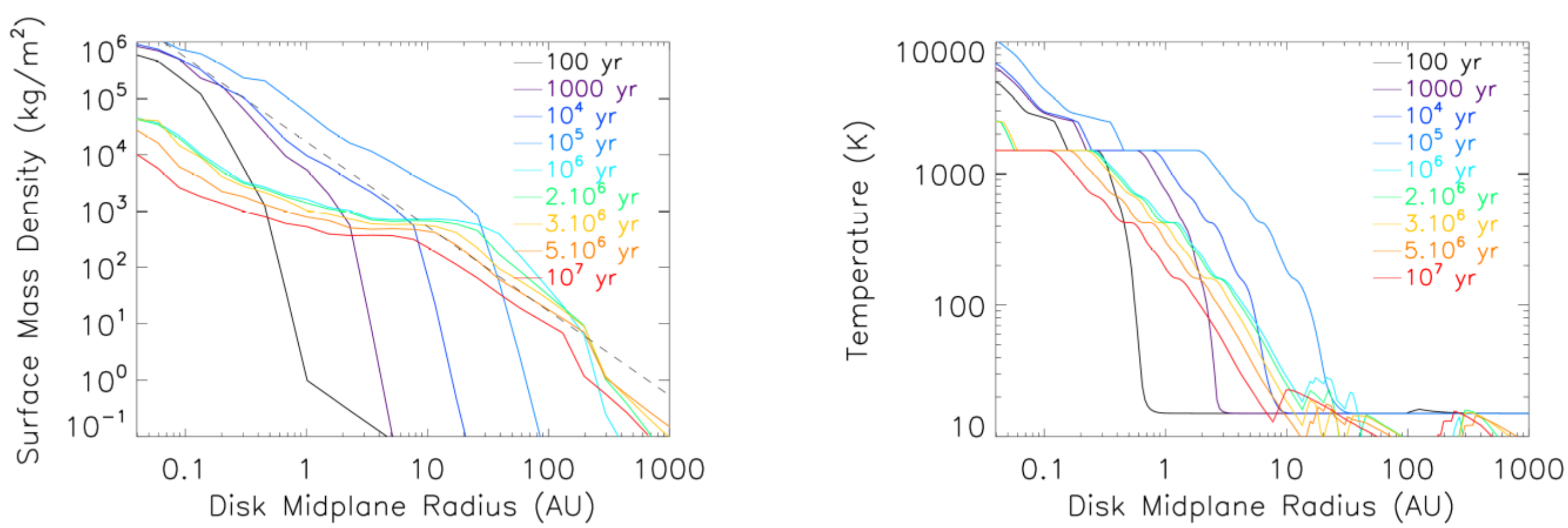


Figure 4 : Evolution of the surface-mass density and temperature radial profiles for disk fed by collapse of the molecular cloud.

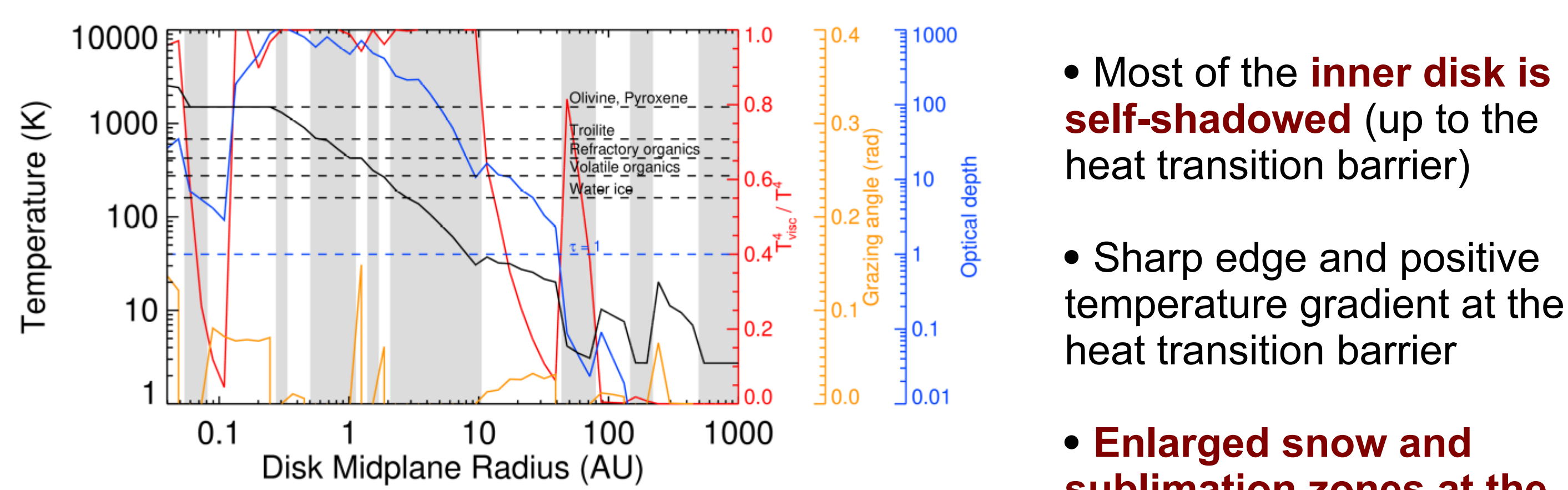


Figure 5 : Mid-plane temperature radial profile after 1 Myr. Shadowed regions in gray. The ratio of the viscous heating contribution over the total heating is presented in red, the grazing angle profile in yellow and the optical depth profile in blue.

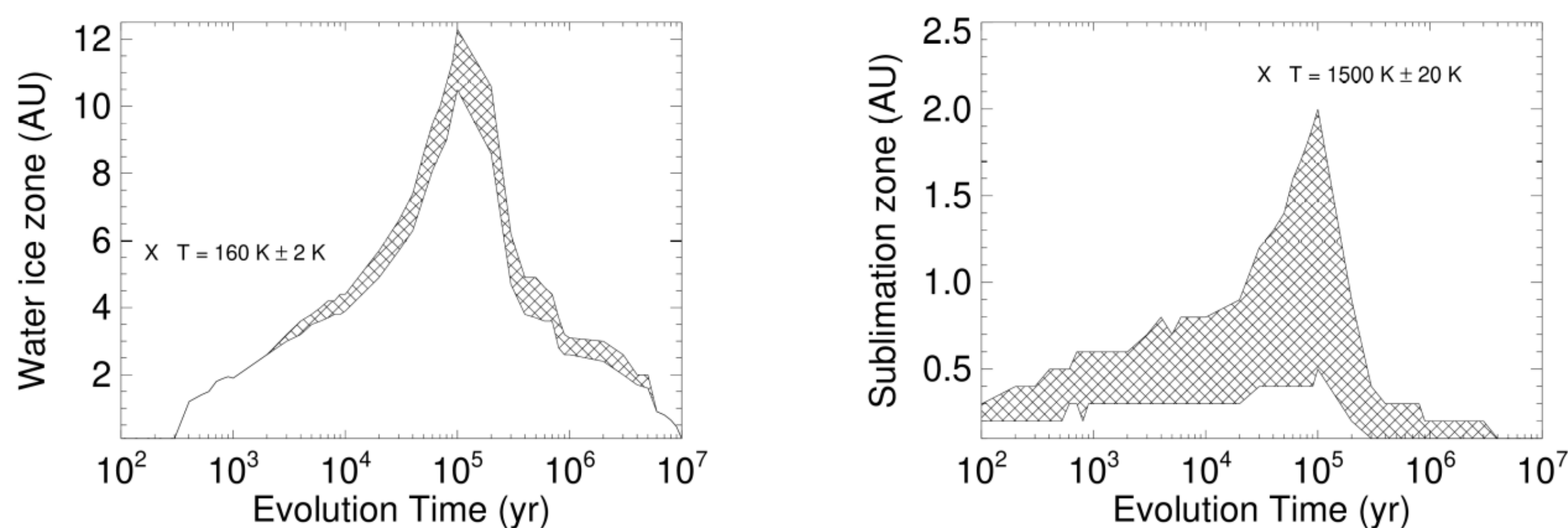


Figure 6 : Time evolution of the snow region and silicates sublimation zone.

**Sublimation lines and therefore traps migrate outward at first and inward after the end of the collapse phase**

## Conclusions

- The disk forms in **170 kyr** and reaches an **MMSN-like stage** in **2-3 Myr**
- Planet traps follow the sublimation lines → « trapped migration »
- Modeling the disk formation by the cloud collapse allows to understand the multiple trapping possibilities in the first million years of planet formation

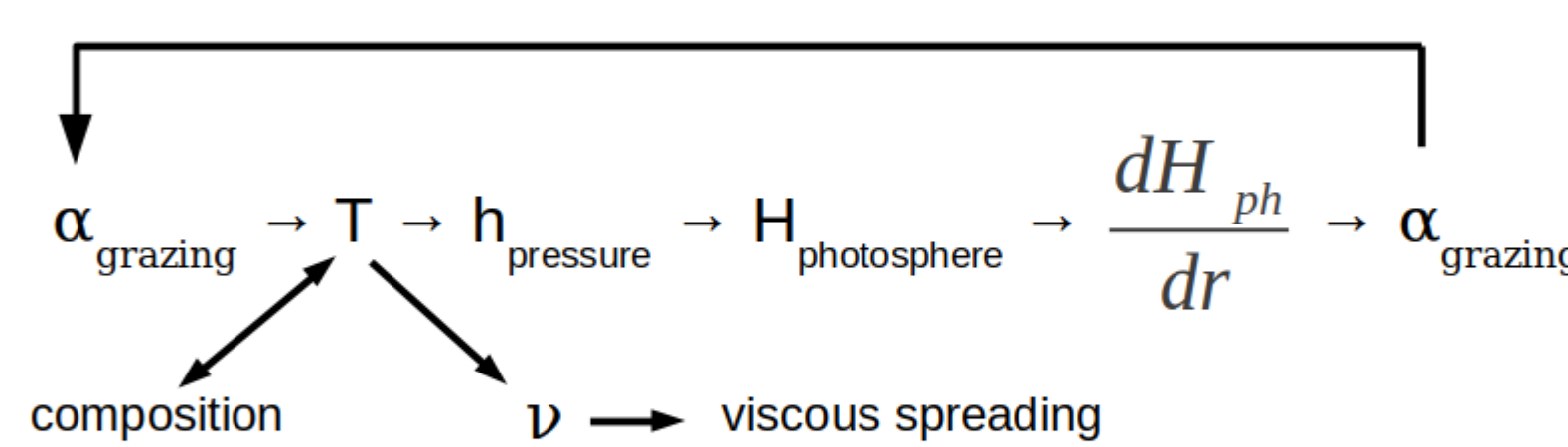
## References

K. Baillié and S. Charnoz. Time Evolution of a Viscous Protoplanetary Disk with a Free Geometry: Toward a More Self-consistent Picture. *A&A*, 786:35, May 2014.  
K. Baillié, S. Charnoz and E. Pantin. Time Evolution of Snow Regions and Planet Traps in an Evolving Protoplanetary Disk. *A&A*, 577 : A65, May 2015.  
K. Baillié, S. Charnoz and E. Pantin. Trapping planets in an evolving protoplanetary disk: preferred time, locations, and planet mass. *A&A*, 580 : A60, May 2016.  
K. Baillié, J. Marques and L. Piau. Building protoplanetary disks from the molecular cloud: redefining the disk timeline. *A&A*, 624 : A93, Apr. 2019.  
D. Lynden-Bell and J. E. Pringle. The evolution of viscous discs and the origin of the nebular variables. *MNRAS*, 168:953-957, Sep. 1974.

## Disk model

1D + 1D numerical viscous spreading (Lynden-Bell, 1974) hydrodynamical code from Baillié et al., 2014, 2015, 2016 :

- heating : irradiation + viscous + cloud
- radiative cooling + disk self-shadowing
- coupling dynamics  $\rightleftharpoons$  thermodynamics ( $\nu_{\text{turb}}$ )
- coupling temperature  $\rightleftharpoons$  geometry ( $\alpha_{\text{gr}}$ )
- coupling temperature  $\rightleftharpoons$  composition (opacity)



Elements	Condensation / Sublimation Temperature
Water ice	160 K
Volatiles organics	275 K
Refractory organics	425 K
Troilite FeS	680 K
Olivine, pyroxene (Fe,Mg) silicates	1500 K

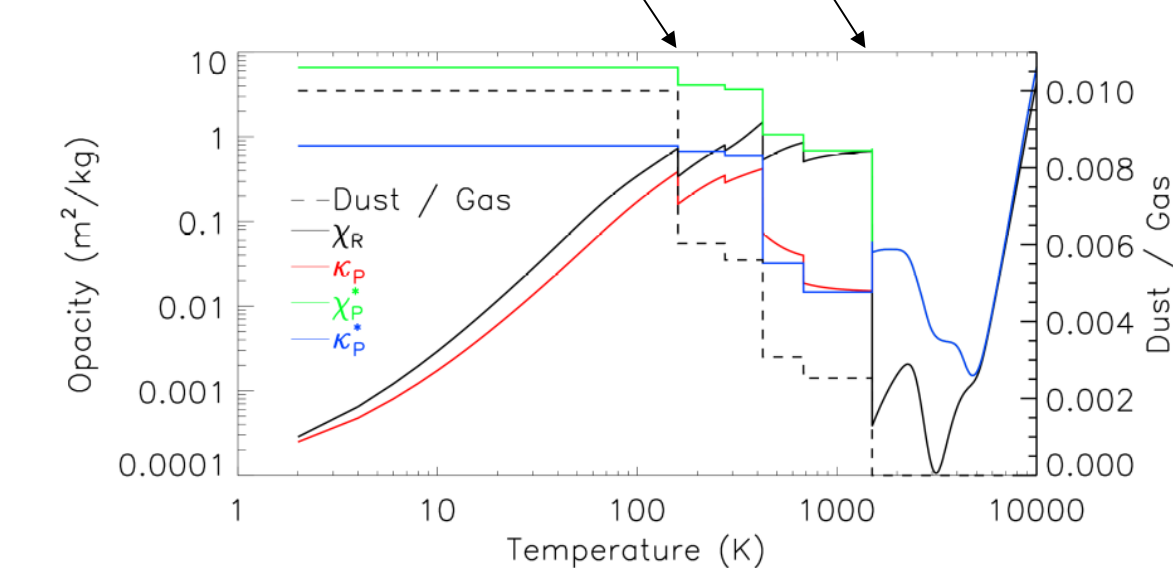


Figure 3 : Opacity variations with local temperature (from Semenov et al., 2003)

## Planetary migration maps Torques are very sensitive to $\Sigma$ and $T$ gradients.

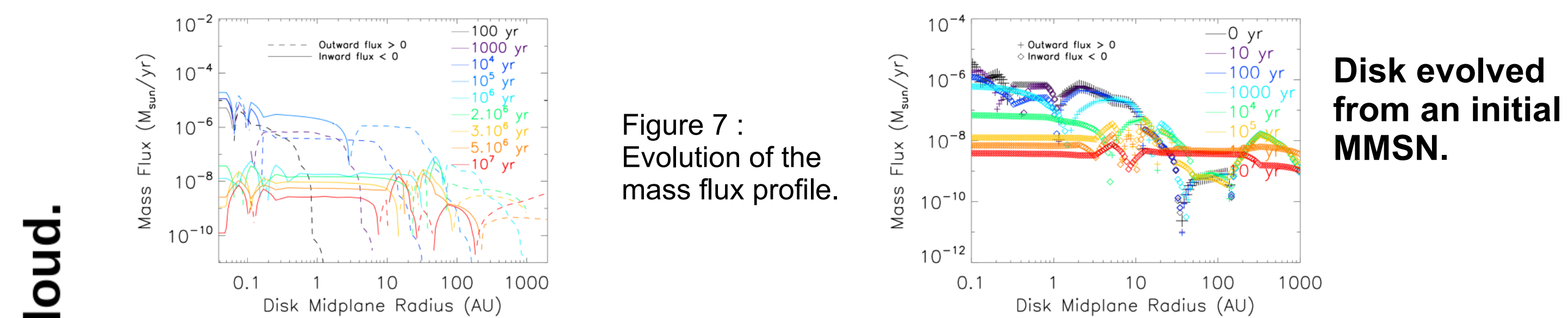


Figure 7 : Evolution of the mass flux profile.

Disk evolved from an initial MMSN.

Disk formed by collapse of the molecular cloud.

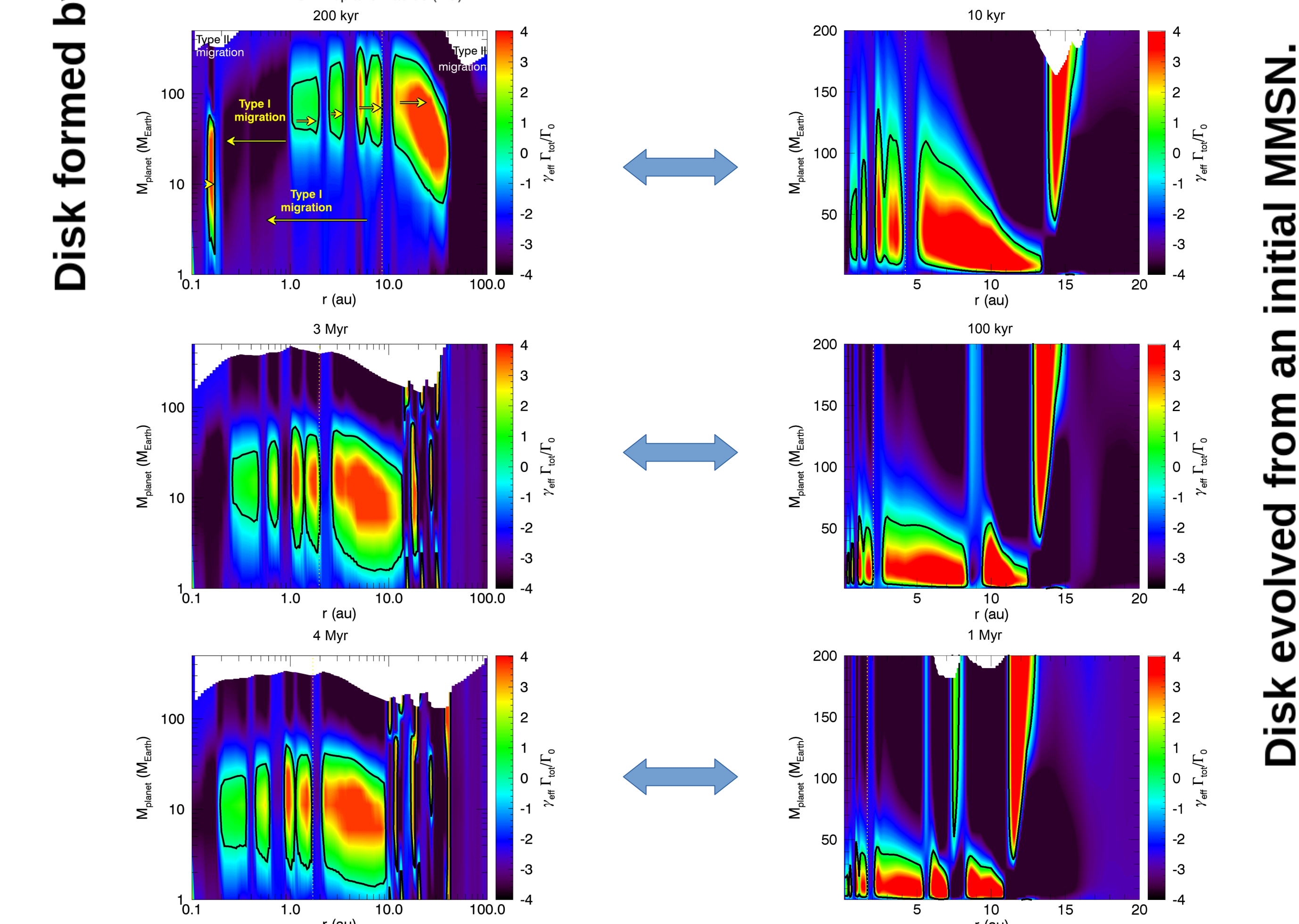
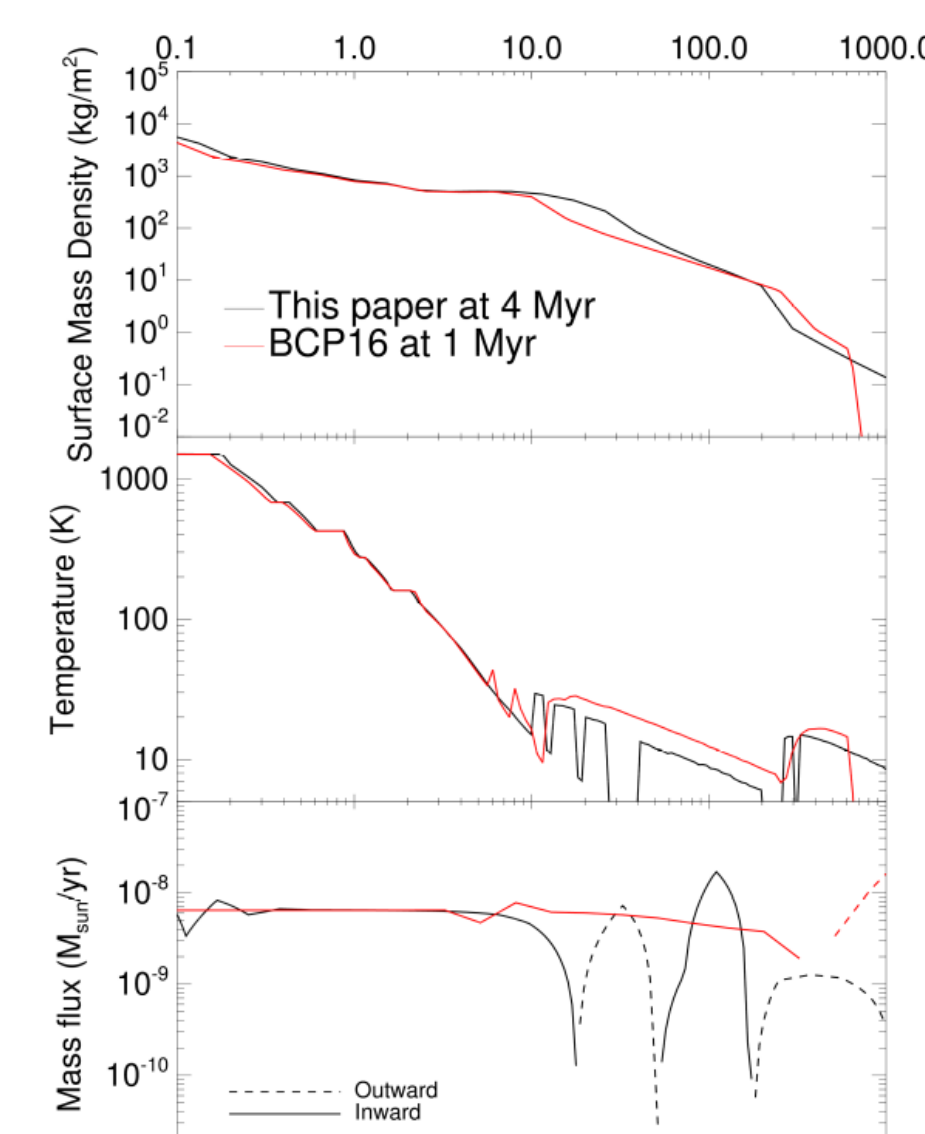


Figure 8 : Migration maps showing the direction and intensity of the migration of planetary embryos wrt location and mass.

**Super-Earths can get trapped very early in the inner disk.**

## Perspectives

- Photoevaporation
- Planetary growth, multiple-planet interactions
- Variable turbulent viscosity, deadzones
- Separate treatment of gas and dust flux



[https://perso.imcce.fr/kevin-baillie/migration\\_map\\_movie.html](https://perso.imcce.fr/kevin-baillie/migration_map_movie.html)