



HAL
open science

Chlorine-bearing molecules in molecular absorbers at intermediate redshifts

S. H J Wallström, S. Muller, E. Roueff, R. Le Gal, J. H Black, M. Gérin

► **To cite this version:**

S. H J Wallström, S. Muller, E. Roueff, R. Le Gal, J. H Black, et al.. Chlorine-bearing molecules in molecular absorbers at intermediate redshifts. *Astronomy & Astrophysics - A&A*, 2019, 629, pp.A128. 10.1051/0004-6361/201935860 . hal-03017346

HAL Id: hal-03017346

<https://hal.science/hal-03017346v1>

Submitted on 20 Nov 2020

HAL is a multi-disciplinary open access archive for the deposit and dissemination of scientific research documents, whether they are published or not. The documents may come from teaching and research institutions in France or abroad, or from public or private research centers.

L'archive ouverte pluridisciplinaire **HAL**, est destinée au dépôt et à la diffusion de documents scientifiques de niveau recherche, publiés ou non, émanant des établissements d'enseignement et de recherche français ou étrangers, des laboratoires publics ou privés.

Chlorine-bearing molecules in molecular absorbers at intermediate redshifts^{*}

S. H. J. Wallström^{1,2}, S. Muller³, E. Roueff⁴, R. Le Gal⁵, J. H. Black³, and M. Gérin⁴

¹ Institute of Astronomy, KU Leuven, Celestijnenlaan 200D bus 2401, 3001 Leuven, Belgium

² Institute of Astronomy and Astrophysics, Academia Sinica, 11F of Astronomy-Mathematics Building, No.1, Sec. 4, Roosevelt Rd., Taipei 10617, Taiwan

³ Department of Space, Earth and Environment, Chalmers University of Technology, Onsala Space Observatory, SE-43992 Onsala, Sweden

⁴ LERMA/LRA, Ecole Normale Supérieure, Observatoire de Paris, CNRS UMR 8112, PSL Research University, Sorbonne Universités, UPMC Université Paris, 24 rue Lhomond, 75005, Paris, France

⁵ Harvard-Smithsonian Center for Astrophysics, 60 Garden Street, Cambridge, MA 02138, USA

Received / Accepted

ABSTRACT

We use observations of chlorine-bearing species in molecular absorbers at intermediate redshifts to investigate chemical properties and ³⁵Cl/³⁷Cl isotopic ratios in the absorbing sightlines. Chloronium (H₂Cl⁺) is detected along three independent lines of sight in the z=0.89 and z=0.68 molecular absorbers located in front of the lensed quasars PKS 1830–211 and B 0218+357, respectively. Hydrogen chloride (HCl) was observed only toward PKS 1830–211, and is found to behave differently from H₂Cl⁺. It is detected in one line of sight with an abundance ratio [H₂Cl⁺]/[HCl] ~ 1, but remains undetected in the other, more diffuse, line of sight, with a ratio [H₂Cl⁺]/[HCl] > 17. The absorption profiles of these two chlorine-bearing species are compared to other species and discussed in terms of the physical properties of the absorbing gas. Our findings are consistent with the picture emerging from chemical models where different species trace gas with different molecular hydrogen fraction. The ³⁵Cl/³⁷Cl isotopic ratios are measured in the different lines of sight and are discussed in terms of stellar nucleosynthesis.

Key words. quasars: absorption lines – quasars: individual: PKS 1830–211 – quasars: individual: B 0218+357 – galaxies: ISM – galaxies: abundances – radio lines: galaxies

1. Introduction

Chlorine is a minor constituent of the Universe, with a solar abundance of only $\sim 3 \times 10^{-7}$ relative to hydrogen (Asplund et al., 2009), that is orders of magnitude smaller than the elemental abundances of carbon, nitrogen, and oxygen. Nevertheless, chlorine has a strong chemical tendency to form hydrides (e.g., H₂Cl⁺, HCl) whose abundances can be as high as those of CH and H₂O, for example, in diffuse molecular clouds (Neufeld et al., 2010; Sonnentrucker et al., 2010; Lis et al., 2010). This is because of its unique thermo-chemistry properties: first, chlorine has an ionization potential of 12.97 eV, which is lower than that of hydrogen, such that it is predominantly in its ionized stage, Cl⁺, in the atomic phase of the interstellar medium (ISM), and second, Cl⁺ can react exothermically with H₂ triggering an active chemistry.

In fact, the interstellar chemical network of chlorine is thought to be relatively simple, dominated by a handful of hydrides (Neufeld & Wolfire, 2009), though the vast majority of interstellar chlorine will be in its neutral form in the presence of even small amounts of H₂. The reaction of Cl⁺ with H₂ readily forms HCl⁺, which has been detected in absorption in Galactic diffuse clouds (De Luca et al.,

2012) harboring a significant amount (3–5%) of the gas-phase chlorine. In turn, HCl⁺ can further react exothermically with H₂ to form chloronium (H₂Cl⁺; first observed by Lis et al., 2010). Chloronium itself can react with free electrons to either form hydrogen chloride (HCl; historically the first chlorine-bearing molecule detected in the ISM; Blake et al., 1985) or release neutral chlorine. There are several pathways to destroy HCl through photodissociation, photoionization, or reactions with He⁺, H₃⁺, and C⁺. Methyl chloride, CH₃Cl, was also recently identified in the young stellar object IRAS 16293 – 2422 and the gaseous coma of comet 67P/Churyumov-Gerasimenko (Fayolle et al., 2017), suggesting that chlorine chemistry in space also extends to more complex species (see, e.g., Acharyya & Herbst, 2017 for gas-grain chemical models of chlorine chemistry).

From the nucleosynthetic point of view, elemental chlorine is produced on both short timescales in core-collapse supernovae, and long timescales in Asymptotic Giant Branch (AGB) stars and Type Ia supernovae (p.164, Clayton, 2003). Chlorine is produced during oxygen burning, from fast reactions with the more abundant alpha elements, in stars massive enough to ignite it. In core-collapse supernovae excess neutrons cause a great increase in chlorine abundance, and hence they produce the majority of chlorine in the universe through explosive nucleosynthesis.

* The spectra in Figure 1 are available in electronic form at the CDS via anonymous ftp to cdsarc.u-strasbg.fr (130.79.128.5) or via <http://cdsweb.u-strasbg.fr/cgi-bin/qcat?J/A+A/>

Type Ia supernovae produce smaller amounts of chlorine through explosive oxygen burning.

Chlorine can be found in two stable isotopes, ^{35}Cl and ^{37}Cl , with different sources producing different relative abundances. Low metallicity core-collapse supernovae, like the ones that likely enriched the pre-Solar nebula, produce a $^{35}\text{Cl}/^{37}\text{Cl}$ ratio of ~ 3 as measured in the Solar system (Asplund et al., 2009). Higher metallicity core-collapse supernovae can produce lower ratios (Kobayashi et al., 2006, 2011). The isotopic ratios produced in AGB stars also depend heavily on metallicity, with low metallicities producing lower $^{35}\text{Cl}/^{37}\text{Cl}$ values (Cristallo et al., 2011).

Molecular absorbers at intermediate redshift ($z \sim 1$) are powerful probes of the physico-chemical properties of distant galaxies. They offer a cosmological perspective on the chemical evolution of the Universe, for example with measurements of isotopic ratios at look-back times on the order of half or more of the present age of the Universe, but unfortunately, only a handful of such absorbers have been identified so far (e.g., Combes, 2008; Wiklind et al., 2018). In this paper, we collect observations of chlorine-bearing species in the two best studied and most molecule-rich redshifted radio molecular absorbers, with the goal of investigating their chemical properties and measuring the $^{35}\text{Cl}/^{37}\text{Cl}$ isotopic ratio in different absorbing sightlines.

The molecular absorber located in front of the quasar PKS 1830–211 is a face-on spiral galaxy at a redshift $z=0.88582$ (hereafter labeled MA0.89). The intervening galaxy lenses the quasar into two bright and compact images, leading to two independent sightlines in the southwest and northeast where absorption is detected (hereafter MA0.89 SW and MA0.89 NE), with impact parameters of ~ 2 kpc and 4 kpc, respectively, in the absorber. These two compact, lensed images are embedded in a faint structure, reminiscent of an Einstein ring, seen at low radio frequencies (Jauncey et al., 1991). A wealth of molecules and their rare isotopologs have been detected in this absorber, especially in MA0.89 SW, which is characterized by a large H_2 column density ($\sim 2 \times 10^{22} \text{ cm}^{-2}$) and moderate gas density $\sim 10^3 \text{ cm}^{-3}$ (e.g. Wiklind & Combes, 1996; Muller et al., 2011, 2013, 2014a). MA0.89 NE is characterized by a lower H_2 column density ($\sim 1 \times 10^{21} \text{ cm}^{-2}$) and more diffuse gas composition as shown by the enhancement of the relative abundances of hydrides such as OH^+ , H_2O^+ , and H_2Cl^+ (e.g., Muller et al., 2016b).

The second molecular absorber (hereafter labeled MA0.68), located in front of the quasar B 0218+357, shares similar properties with MA0.89. It is a nearly face-on spiral galaxy at an intermediate redshift $z=0.68466$, also lensing the background quasar into two main compact images and an Einstein ring, seen at low radio frequencies and centered on the faintest image. Molecular absorption has only been detected in one line of sight (toward the brightest image), at an impact parameter of ~ 2 kpc from the absorber’s center (Wiklind & Combes, 1995; Muller et al., 2007). A number of molecules and their isotopologs have also been observed in MA0.68 (e.g. Wallström et al., 2016), which has an H_2 column density ($\sim 8 \times 10^{21} \text{ cm}^{-2}$) that is intermediate between MA0.89 SW and MA0.89 NE.

With these two absorbers, we are thus exploring three independent lines of sight, with different redshifts, galactocentric distances, H_2 column densities, visual extinctions, metallicities, local radiation fields, cosmic-ray ionization rates, etc. Our observations and results are presented in

Sections 2 and 3. We discuss our findings in terms of chemical properties derived from chlorine-bearing species and $^{35}\text{Cl}/^{37}\text{Cl}$ isotopic ratios in Section 4.

2. Observations

Observations of the two absorbers were obtained with the Atacama Large Millimeter/submillimeter Array (ALMA) between 2014 and 2017. A summary of these observations is given in Table 1. Details of the observational setups and data analysis are described below for each absorber separately.

MA0.68: Observations of H_2Cl^+ were obtained on 2016 October 22 and 2017 May 02. During the first run, the precipitable water vapor content was ~ 2.4 mm. The array was in a configuration where the longest baseline was 1.7 km. The bandpass calibrator was J 0237+2848 (~ 2.2 Jy at 100 GHz) and the gain calibrator was J 0220+3241 (~ 0.2 Jy at 100 GHz). During the second run, the precipitable water vapor content was < 1 mm. The array’s longest baseline was 1.1 km. The bandpass calibrator was J 0510+1800 (~ 2.6 Jy at 100 GHz) and the gain calibrator J 0205+3212 (~ 0.9 Jy at 100 GHz). The data calibration was done with the CASA package following standard procedures. We further improved the data quality with a step of self-calibration of the phase, using a model of two point-sources for MA0.68. When combined, the two datasets result in a synthesized beam of $\sim 1.0'' \times 0.6''$ (P.A. = -176°) at 100 GHz, slightly larger than the separation of $0.3''$ between the two lensed images of the quasar. However, we extracted the spectra along each line of sight by directly fitting each visibility set separately using the CASA-Python task UVMULTIFIT (Martí-Vidal et al., 2014), with a model of two point-sources. This is possible in the Fourier plane, thanks to the high signal-to-noise ratio of the data and the known and simple geometry of the source. The final spectrum was the weighted average of the individual spectra.

MA0.89: We complemented previous observations of the ortho and para forms of H_2Cl^+ toward MA0.89 presented by Muller et al. (2014a) and Le Gal et al. (2017) with new observations of HCl obtained with ALMA during three observing runs: in 2014 May 03, 2014 May 06, and 2014 Jun 30. Both HCl isotopologs were observed in the same spectral window, and within the same receiver tuning as the para- H_2O^+ data presented by Muller et al. (2017). The data reduction followed the same method as for MA0.68 data described above (self-calibration on the quasar, extraction of the spectra from visibility fitting, and weighted-averaged final spectrum).

3. Results

The spectra observed along the three lines of sight are shown in Fig. 1. H_2Cl^+ is detected in all sightlines, unsurprisingly since it is ubiquitous in the Galactic diffuse and translucent gas (Lis et al., 2010; Neufeld et al., 2012). On the other hand, HCl is detected in only one of the two sightlines toward PKS 1830–211 (MA0.89 SW), with a stringent upper limit toward the other. It was not observed toward MA0.68.

Table 1. Summary of ALMA observations.

Target	Species	Rest freq. ^(a) (GHz)	Sky freq. ^(b) (GHz)	δv ^(c) (km s ⁻¹)	Dates of observations	Project ID
PKS 1830–211	ortho-H ₂ ³⁵ Cl ⁺	189.225	100.341	1.5	2014, Jul. 21 and Aug. 26	2013.1.00020.S
	ortho-H ₂ ³⁷ Cl ⁺	188.428	99.919		observed simultaneously with previous	
	para-H ₂ ³⁵ Cl ⁺	485.418	257.404	1.1	2014, Jun. 06 and Jul. 29	2013.1.00020.S
	para-H ₂ ³⁷ Cl ⁺	484.232	256.775		observed simultaneously with previous	
	H ³⁵ Cl	625.919	331.908	0.9	2014, May 3, 6 2014 Jun 30	2012.1.00056.S 2013.1.00020.S
	H ³⁷ Cl	624.978	331.409		observed simultaneously with previous	
B 0218+357	ortho-H ₂ ³⁵ Cl ⁺	189.225	112.322	2.6	2016 Oct 22, 2017 May 02	2016.1.00031.S
	ortho-H ₂ ³⁷ Cl ⁺	188.428	111.849		observed simultaneously with previous	

Notes. *a)* Rest frequencies of the strongest hyperfine component, taken from the Cologne Database for Molecular Spectroscopy (CDMS; Müller et al., 2001). *b)* Sky frequencies are given taking redshifts $z_{abs} = 0.88582$ and 0.68466 for MA0.89 and MA0.68, respectively, in the heliocentric frame. *c)* Velocity resolution.

Table 2. Summary of results and line-of-sight properties.

Sightline	z_{abs}	$A_{V,tot}$ (mag)	N(H ₂) (cm ⁻²)	N(H) (cm ⁻²)	N(H ₂ Cl ⁺) ^a (cm ⁻²)	N(HCl) ^a (cm ⁻²)	³⁵ Cl/ ³⁷ Cl
MA0.89 SW	0.88582	20	2×10^{22}	1×10^{21}	$(2.3 \pm 0.3) \times 10^{13}$	$(2.7 \pm 0.5) \times 10^{13}$	2.99 ± 0.05 ^b 3.28 ± 0.08 ^c
MA0.89 NE	0.88582	2	1×10^{21}	2×10^{21}	$(5.2 \pm 0.5) \times 10^{12}$	$< 2.4 \times 10^{11}$	3.3 ± 0.3 ^b
MA0.68	0.68466	8	8×10^{21}	4×10^{20}	$(1.4 \pm 0.2) \times 10^{13}$	–	2.2 ± 0.3 ^b

Notes. *a)* Total column density, including both ³⁵Cl and ³⁷Cl isotopologs, and ortho and para forms (assuming OPR=3) of H₂Cl⁺; *b)* Calculated from H₂Cl⁺ isotopologs; *c)* Calculated from HCl isotopologs.

The H₂Cl⁺ absorptions reach at most a few percent of the continuum level for all sightlines, so we must determine whether the absorption is optically thin and whether the source covering factor, f_c , is less than unity. In MA0.89 SW, the ground state transition of species like CH⁺ and H₂O is strongly saturated and reaches a depth of nearly 100% of the continuum level, implying that $f_c \approx 1$ for these species (Muller et al., 2014a, 2017). In MA0.89 NE, the situation is not so clear, but the deepest absorption reaches a depth of several tens of percent of the continuum level (Muller et al., 2017). For MA0.68, the covering factor of the 557 GHz water line is known to be large and close to unity (Combes & Wiklind, 1997), as confirmed by recent ALMA data (Muller, private communication). The HCl absorption reaches a depth of ~10% of the continuum level toward MA0.89 SW, so without further evidence we consider $f_c = 1$ for all species and all sightlines – hence an optically thin line regime – and our derived column densities (Table 2) can be viewed, strictly speaking, as lower limits.

When detected, both H₂Cl⁺ and HCl show both their ³⁵Cl- and ³⁷Cl-isotopologs, observed simultaneously in the same spectral window (see a summary of the spectroscopic parameters of both species in Table A.1). Considering optically thin lines and given the very small difference in their relative weight, the abundance ratio of the ³⁵Cl- and ³⁷Cl-isotopologs should reflect the ³⁵Cl/³⁷Cl isotopic ratio (see Section 4.2).

In MA0.89, the ground-state transitions of both the ortho and para forms of H₂Cl⁺ were observed. It should be noted that, from the same data, Le Gal et al. (2017) determined ortho-to-para ratios (OPR) in agreement with the spin statistical weight 3:1 for both sightlines, within the uncertainties. In MA0.68, only ortho-H₂Cl⁺ was observed. We adopted an OPR=3 for the calculations of H₂Cl⁺ total column densities in all sightlines.

Finally, both H₂Cl⁺ and HCl harbor a hyperfine structure that needs to be deconvolved before comparing intrinsic absorption profiles. This was done by fitting an intrinsic normalized profile, composed by the sum of individual Gaussian velocity components and convolved with the hyperfine structure (see Table A.1), using χ^2 minimization and taking the errors to be 1σ . Both the ³⁵Cl- and ³⁷Cl-isotopologs were treated in a common fit, with the ³⁵Cl/³⁷Cl ratio as a free parameter. In order to assess whether the hyperfine structure deconvolution was robust, we fitted the ortho and para lines of H₂Cl⁺ separately for MA0.89 SW. We obtained a good solution, with residuals at the noise level, with four Gaussian velocity components for this line of sight. For MA0.89 NE and MA0.68 the detections have lower signal-to-noise ratios, so we limited the number of Gaussian components to one for sake of simplicity. These fits still yield residuals consistent with the noise level. All the velocity profiles in Fig. 1 were normalized to the peak opacity to enable a straightforward comparison.

There is a striking difference in the opacity profiles of H₂Cl⁺ and HCl toward MA0.89 SW: the former has

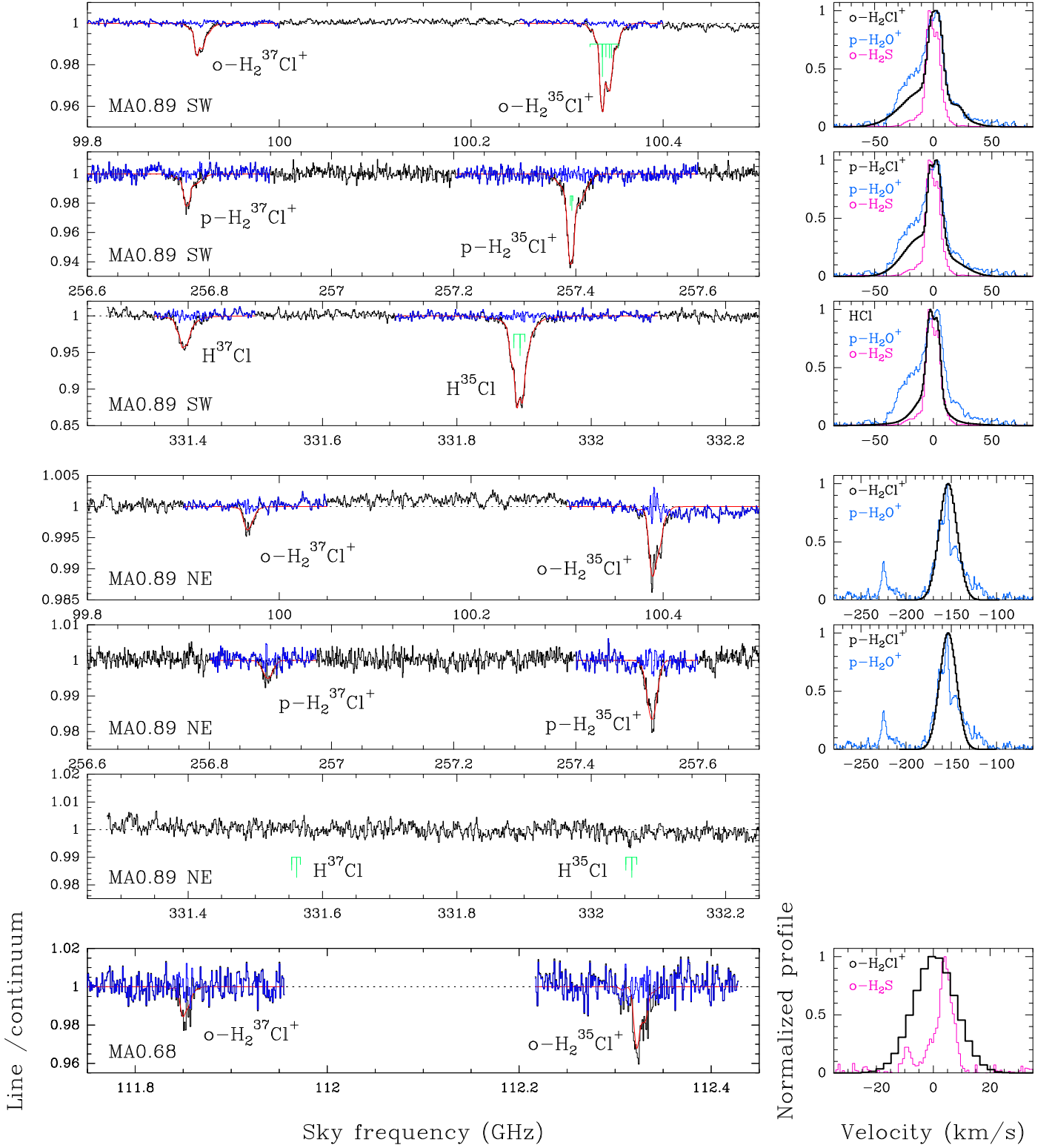


Fig. 1. Absorption spectra of chlorine-bearing species observed toward MA0.89 SW (top three panels), MA0.89 NE (middle three panels), and MA0.68 (bottom panel). Hyperfine structure is indicated in green for ^{35}Cl -isotopologs of each line toward MA0.89 SW. Hyperfine structure was deconvolved by fitting multiple Gaussian velocity components; these fits are shown in red on top of spectra, with residuals shown in blue. On the right, deconvolved opacity profiles (assuming optically thin lines with $f_c = 1$, as explained in Section 3), normalized to their peak opacity, are shown, together with opacity profiles of some other species for comparison. The profile of $p\text{-H}_2\text{O}^+$ is of the strongest hyperfine component of the $1_{10}\text{-}1_{01}$ transition, at rest frequency of 607 GHz. The profile of $o\text{-H}_2\text{S}$ is the $1_{10}\text{-}1_{01}$ transition, at rest frequency of 168.8 GHz, which was observed simultaneously with $o\text{-H}_2\text{Cl}^+$ in the same tuning.

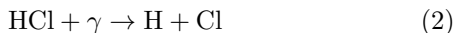
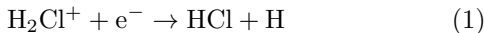
prominent line wings, at velocities $|v| = 10 - 50 \text{ km s}^{-1}$, while the latter is mostly a narrow component centered at $v = 0 \text{ km s}^{-1}$ with FWHM $\sim 20 \text{ km s}^{-1}$. In addition to the chlorine-bearing species of interest here, we also show in Fig. 1 the opacity profiles for some other species observed at the same epoch (to prevent effects from time variations of the absorption profile, see Muller & Guélin, 2008; Muller et al., 2014a). In MA0.89 SW, we find that the profile of H_2Cl^+ best matches that of H_2O^+ , while the profile of HCl best matches that of H_2S . Similarly, in MA0.68, we observe that the FWHM of the H_2Cl^+ opacity is noticeably larger than that of H_2S , suggesting again that the two species trace different gas components.

Using the column density ratios between the two lines of sight of MA0.89, $\gamma_{SW/NE}$, Muller et al. (2016b, 2017) could classify the different species in two simple categories: those with low $\gamma_{SW/NE}$ ($\lesssim 5$), for example ArH^+ , OH^+ , H_2Cl^+ , and H_2O^+ , which are known to trace gas with low molecular hydrogen fraction, $f_{\text{H}_2}^1$, of 1–10% (see, e.g., Neufeld & Wolfire 2016), and those with $\gamma_{SW/NE}$ above 20, for example CH, HF, HCO^+ , HCN, and H_2S , tracing gas with much higher molecular hydrogen fraction, $> 30\%$ and up to 100%. Since MA0.89 NE is dominated by gas with low f_{H_2} the non-detection of HCl in this line of sight, with a large $\gamma_{SW/NE} > 90$, suggests that HCl is a tracer of high- f_{H_2} gas, in agreement with chemical predictions (see Section 4). The line of sight towards MA0.68 is not yet fully characterized, but the estimated column density of H_2 and relative abundance of H_2Cl^+ suggest that it is intermediate between MA0.89 NE and SW in term of molecular hydrogen fraction.

4. Discussion

4.1. Chemistry

Given the lack of observational constraints other than molecular abundances in the lines of sight through MA0.68 and MA0.89, and the fact that they sample different clouds and potentially different gas components, we have limited ourselves to a simple analytical model to explore the chlorine chemistry and how it varies with a few key parameters. For diffuse cloud conditions, HCl and H_2Cl^+ are linked in a simple way, as HCl results from one specific channel of the dissociative recombination of H_2Cl^+ and is principally destroyed by photodissociation:



with reaction rates $k_1 = 7.5 \times 10^{-8} (\text{T}/300)^{-0.5} \text{ cm}^3 \text{ s}^{-1}$ (see Appendix B) and $k_2 = 1.8 \times 10^{-9} G_0 \exp(-2.9 A_V) \text{ s}^{-1}$, where G_0 is the scaling factor of the interstellar UV radiation field (ISRF), expressed in Draine units (Heays et al., 2017). Under these conditions HCl is almost completely destroyed.

From these two reactions, we can write, at steady-state:

$$[\text{H}_2\text{Cl}^+]/[\text{HCl}] = \frac{k_2}{k_1 n_{e^-}} \quad (3)$$

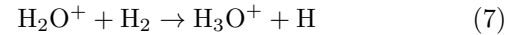
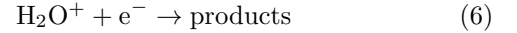
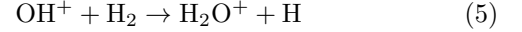
and, introducing the fractional ionization $x_e = n(e^-)/n_{\text{H}}$ and neglecting the A_V dependence of the photodissociation rate as in a diffuse line of sight $A_V \ll 1$, we get

¹ $f_{\text{H}_2} = 2 \times n(\text{H}_2) / [n(\text{H}) + 2 \times n(\text{H}_2)]$

$$\frac{[\text{H}_2\text{Cl}^+]}{[\text{HCl}]} \sim 1.4 \times 10^{-2} \frac{G_0}{n_{\text{H}} x_e} \left(\frac{T}{100} \right)^{0.5} \quad (4)$$

A large $[\text{H}_2\text{Cl}^+]/[\text{HCl}]$ ratio is obtained for large values of G_0/n_{H} as suggested by Neufeld & Wolfire (2009).

We can perform a similar analysis for the $[\text{OH}^+]/[\text{H}_2\text{O}^+]$ ratio by considering the main formation process of H_2O^+ via the $\text{OH}^+ + \text{H}_2$ reaction and its destruction by dissociative recombination and reaction with molecular hydrogen:



with reaction rates $k_5 = 1.7 \times 10^{-9} \text{ cm}^3 \text{ s}^{-1}$, $k_6 = 4.3 \times 10^{-7} (\text{T}/300)^{-0.5} \text{ cm}^3 \text{ s}^{-1}$, and $k_7 = 6.4 \times 10^{-10} \text{ cm}^3 \text{ s}^{-1}$. Substituting the fractional ionization x_e and the molecular fraction f_{H_2} we get

$$\begin{aligned} \frac{[\text{OH}^+]}{[\text{H}_2\text{O}^+]} &= \frac{k_6 [e^-] + k_7 [\text{H}_2]}{k_5 [\text{H}_2]} = \frac{2k_6 x_e + k_7 f_{\text{H}_2}}{k_5 f_{\text{H}_2}}, \\ &\sim 8.8 \times 10^2 \frac{x_e}{f_{\text{H}_2}} \left(\frac{100}{T} \right)^{0.5} + 0.38. \end{aligned} \quad (8)$$

Using the derived molecular fractions from Muller et al. (2016b), we can estimate the fractional ionization from the $[\text{OH}^+]/[\text{H}_2\text{O}^+]$ ratio in the two MA0.89 lines of sight, assuming $T = 100 \text{ K}$. The $[\text{H}_2\text{Cl}^+]/[\text{HCl}]$ ratio then allows for the derivation of G_0 , again following Muller et al. (2016b) in the assumption of $n_{\text{H}} = 35 \text{ cm}^{-3}$.

The calculated values are reported in Table 3. As the derivation does not consider any dependence on the visual extinction, the derived values of the radiation field correspond to lower limits. We note that the SW line of sight has a significantly higher molecular fraction, and hence a larger total visual extinction (A_V ; see Section 4.1.1), than the NE line of sight, so its ISRF is likely to be underestimated in our reasoning. The results depend strongly on the value of A_V , but as an example: for a cloud of $A_V = 1$ in MA0.89 SW, we calculate $G_0 = 9$. This suggests that both MA0.89 SW and MA0.89 NE have more intense radiation fields than in the Solar neighborhood.

Our simple model is broadly consistent with the results of Neufeld & Wolfire (2009), though we note that the chlorine chemical network still has some uncertainties, as discussed in Appendix B, which can significantly impact the model results. Neufeld & Wolfire find a column density ratio $[\text{H}_2\text{Cl}^+]/[\text{HCl}] \sim 1$, as we measure in MA0.89, for a two-sided slab model with $G_0 = 10$ and $n_{\text{H}} = 315 \text{ cm}^{-3}$ at $A_V \sim 1$. However, the predicted column densities of these molecules are significantly smaller than the observed $\sim 10^{13} \text{ cm}^{-2}$ in our lines of sight.

4.1.1. Properties of each sightline

Here we discuss more specifically our results towards MA0.68 and MA0.89 and compare the physical and chemical properties in the different sightlines.

Table 3. Abundance ratios and derived parameters for diffuse gas in MA0.89 SW and MA0.89 NE

	MA0.89 SW	MA0.89 NE	Reference/comment
$[\text{H}_2\text{Cl}^+] / [\text{HCl}]$	0.8	> 17	present work
$[\text{OH}^+] / [\text{H}_2\text{O}^+]$	5.9	11	Muller et al. (2016b)
f_{H_2}	~ 0.04	~ 0.02	Muller et al. (2016b)
ζ (s^{-1})	2×10^{-14}	3×10^{-15}	Muller et al. (2016b)
x_e	2.5×10^{-4}	2.4×10^{-4}	using $[\text{OH}^+]/[\text{H}_2\text{O}^+]$ (Eq.8)
G_0	~ 0.5 †	> 10	using $[\text{H}_2\text{Cl}^+]/[\text{HCl}]$ and x_e (Eq.4)

Notes. † Likely underestimated due to extinction.

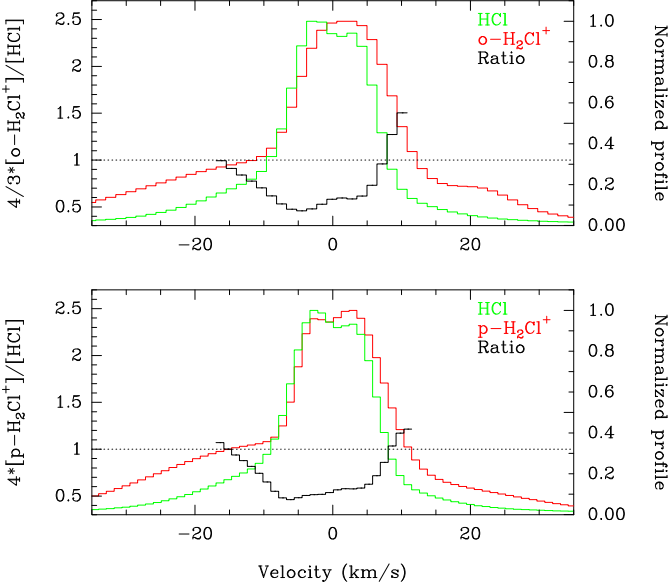


Fig. 2. Abundance ratio of H_2Cl^+ (derived from ortho and para forms, shown in top and bottom panels, respectively) over HCl across absorption profile toward MA0.89 SW. We use measured ortho-to-para ratio of three to obtain total H_2Cl^+ column density. Abundance ratio is calculated only for channels where signal-to-noise ratio of normalized profile of both H_2Cl^+ and HCl is higher than five.

MA0.89 SW: This sightline is rich in molecular species, with almost 50 different species detected so far (e.g., Muller et al., 2011, 2014a), and the H_2 column density is relatively high, at $\sim 10^{22} \text{ cm}^{-2}$. We can estimate the total visual extinction $A_{V,tot}$ in MA0.89 SW using Bohlin’s law (Bohlin et al., 1978) and the H and H_2 column densities (Chengalur et al., 1999; Muller et al., 2014a). We find $A_{V,tot} \approx 20$ mag, which is shared among a number of individual clouds or kinematical structures. Obviously, there is at least one, most likely a few, cloud(s) with A_V high enough (~ 1) in the line of sight for HCl to be detectable. Indeed, the line profile of HCl indicates two peaks close to $v \sim 0 \text{ km s}^{-1}$. Those two velocity components were previously noticed as two distinct clouds with different chemical setups, as they show opposite peaks in their CF^+ vs CH_3OH absorption (Muller et al., 2016a), suggesting chemical segregation.

The multi-phase composition of the absorbing gas in this sightline has been clearly revealed by the recent observations of hydrides with ALMA (Muller et al., 2014a,

2016a, 2017). Accordingly, the absorption from H_2Cl^+ and HCl can be simply understood as tracing gas with different molecular fraction. In Fig. 2, we see a clear difference between the core and wings of the line profiles: in the line center the gas is denser or better shielded and HCl dominates, with a $[\text{H}_2\text{Cl}^+]/[\text{HCl}]$ ratio of ~ 0.5 , while in the wings the ratio increases to $\gtrsim 1$ and H_2Cl^+ dominates. This is consistent with different gas properties (i.e., f_{H_2}) between the core and wings.

MA0.89 NE: Only H_2Cl^+ is detected in this line of sight, which is characterized by gas at low f_{H_2} . The $[\text{H}_2\text{Cl}^+]/[\text{HCl}]$ abundance ratio has a lower limit of ~ 17 , more than one order of magnitude higher than in the SW line of sight. Following the method outlined above, we estimate a total $A_V \approx 2$ mag. Based on a statistical analysis, Muller & Guélin (2008) argued that the large time variations of the opacity profiles² imply a relatively small number of individual clouds in the line of sight, $\lesssim 5$, and that the bulk of the absorption should arise from clouds not much smaller than the background continuum source, ~ 1 pc. ALMA observations of the CH^+ absorption (Muller et al., 2017) reveal a complex velocity profile which can be fitted with ~ 10 different Gaussian velocity components, some with widths as small as a few km s^{-1} , spanning a total velocity interval between -300 km s^{-1} and -100 km s^{-1} . Taking a simplified model of ~ 10 individual clouds along the line of sight results in each having an average A_V of ~ 0.2 . From the chemical predictions, we indeed expect some production of H_2Cl^+ at this level of A_V but very little HCl , consistent with the non-detection of HCl .

MA0.68 Here, we estimate a total $A_V \approx 8$ magnitudes. The overall absorption profile is narrow compared to that of MA0.89 and we estimate the number of clouds to be ~ 3 based on the number of distinct velocity features in the profile (e.g. Wallström et al., 2016), suggesting characteristics intermediate between MA0.89 SW and MA0.89 NE. The abundance of H_2Cl^+ relative to H_2 is also intermediate between the MA0.89 sightlines.

² due to the intrinsic activity of the background quasar, causing morphological changes, hence changing illumination to the foreground absorber.

4.1.2. Elemental chlorine and abundances of chlorine-bearing molecules

Models of chlorine chemistry (e.g., Neufeld & Wolfire, 2009) find that in the presence of H_2 most chlorine resides in the form of the neutral atom Cl. Observationally, a strong correlation is found between the column densities of Cl and H_2 , in both the local ISM (Jura, 1974; Sonnentrucker, 2006; Moomey et al., 2012) and in high-redshift damped Lyman- α absorption systems (Balashev et al., 2015) over three orders of magnitude in H_2 column densities, with a relation³

$$\log[\text{N}_{\text{Cl}}] = (0.79 \pm 0.06) \times \log[\text{N}_{\text{H}_2}] - (2.13 \pm 1.15). \quad (9)$$

This trend is found to be independent of the overall gas metallicity, suggesting that neutral chlorine could be an excellent tracer of H_2 .

Assuming that the correlation in Eq. 9 also holds for our molecular absorbers at intermediate redshifts, we can infer the column density of neutral chlorine corresponding to the column density of H_2 in the different sightlines. With the observed column densities of H_2Cl^+ and HCl, we can then estimate the fraction of chlorine in these molecules (assuming neutral chlorine is vastly dominant and summing the ^{35}Cl and ^{37}Cl -isotopologs). Accordingly, we estimate that about 0.7%, 1.8%, and 0.9% of chlorine is in the form of H_2Cl^+ for MA0.89 SW, MA0.89 NE, and MA0.68, respectively. For MA0.89 SW, we also estimate that about 0.9% of Cl is in HCl. These values are uncertain by about an order of magnitude (due to dispersion of the $\text{N}_{\text{Cl}} - \text{N}_{\text{H}_2}$ correlation and uncertainty in the H_2 column density), and averaged over the whole sightline.

4.1.3. HCl^+ and CH_3Cl

Besides H_2Cl^+ and HCl, we here discuss briefly some other chlorine-bearing species, already detected or potentially present in the ISM in our intermediate-redshift absorbers. As previously mentioned, HCl^+ is the first chlorine-bearing species to be formed in the chlorine-chemistry network from the reaction of Cl^+ and H_2 , in gas with a low enough f_{H_2} to maintain some Cl^+ , and as such, HCl^+ is an excellent tracer of the diffuse gas component. HCl^+ has a complex spectrum, with multiple ground-state hyperfine transitions around 1.44 THz (De Luca et al., 2012). Unfortunately, those transitions fall out of ALMA bands for a redshift of 0.89 and HCl^+ cannot be observed toward PKS 1830–211. It could in principle be observed toward B 0218+357 in ALMA Band 10, although with the observational challenge of a weak background continuum source at low elevation.

Another chlorine-bearing molecule, recently detected in the ISM, is methyl chloride (CH_3Cl). It has several hyperfine transitions which were covered in a deep spectral scan in the 7 mm band with the Australia Telescope Compact Array toward PKS 1830–211 (Muller et al., 2011). No features related to CH_3Cl (rest frequency near 79.8 GHz) are detected down to a few per mil of the continuum level. Simulated absorption spectra for the conditions appropriate for the MA0.89 absorber yield a peak optical depth of $\tau = 1.95 \times 10^{-3}$ for the hyperfine-structure blend, with an upper limit on the column density of $N(\text{CH}_3\text{Cl}) = 5 \times 10^{12}$

cm^{-2} . CH_3Cl was recently identified in the young stellar object IRAS 16293 – 2422 by Fayolle et al. (2017), who infer a CH_3Cl column density from these high-resolution ALMA data under the assumption of a fixed excitation temperature of 102 K of $4.6 \times 10^{14} \text{ cm}^{-2}$ over a $0''.5$ beam. A previous observation of HCl toward the same source by Peng et al. (2010) yielded well-constrained optical depths in the $J = 1 - 0$ transition but referred to a much larger beam size of $13''.5$. If the HCl result is re-interpreted for a fixed excitation temperature of 102 K, the resulting column density of HCl would be $8.9 \times 10^{14} \text{ cm}^{-2}$, and if the ratio of column densities is simply scaled by the ratio of beam areas, then the abundance ratio would be $[\text{CH}_3\text{Cl}]/[\text{HCl}] = 7 \times 10^{-4}$. This is likely to be an underestimate, because the HCl-emitting source probably does not fill the $13''.5$ beam. Even so, the $[\text{CH}_3\text{Cl}]/[\text{HCl}]$ ratio in IRAS 16293 – 2422 is not inconsistent with the value $(4 \pm 2) \times 10^{-3}$ determined from the Rosetta Orbiter Spectrometer for Ion and Neutral Analysis (ROSINA) measurements of the gaseous coma of comet 67P/Churyumov-Gerasimenko (Fayolle et al., 2017). This $[\text{CH}_3\text{Cl}]/[\text{HCl}]$ ratio is consistent with our upper limit on CH_3Cl in MA0.89 SW.

4.2. $^{35}\text{Cl}/^{37}\text{Cl}$ isotopic ratio

The $^{35}\text{Cl}/^{37}\text{Cl}$ isotopic ratio has been studied in a range of Galactic sources ranging from circumstellar envelopes to molecular clouds and star-forming regions. The measured ratios vary between ~ 1 and 5, though most fall around 2.5 (Maas & Pilachowski, 2018) with uncertainties large enough to be consistent with the solar system ratio of 3.13 (Lodders et al., 2009). This value is measured from meteorites, and hence is indicative of the conditions at the formation of the solar system. Galactic chemical evolution models by Kobayashi et al. (2011) predict that the chlorine isotopic ratio in the solar system neighborhood has decreased, with increasing metallicity, since its formation to about 1.8 at the present day and Solar metallicity.

From H_2Cl^+ absorption observed in 2012 in MA0.89 SW, Muller et al. (2014b) found a ratio $^{35}\text{Cl}/^{37}\text{Cl} = 3.1_{-0.2}^{+0.3}$, consistent with the Solar system value. With the better quality of these new 2014 data, we revise this ratio (2.99 ± 0.05) and we are also able to measure it in MA0.89 NE (3.3 ± 0.3). These two measurements, at galactocentric radii of 2 and 4 kpc, respectively, are consistent each other, suggesting there are only small effects from metallicity or stellar population differences in the disk of MA0.89. In addition, we obtain another measurement from the HCl isotopologs in MA0.89 SW, 3.28 ± 0.08 , relatively consistent with previous values and suggesting a good mixing between the different gas components with low and high f_{H_2} .

In MA0.68, we find a $^{35}\text{Cl}/^{37}\text{Cl}$ ratio of 2.2 ± 0.3 , from H_2Cl^+ isotopologs. Wallström et al. (2016) found overall very similar C, N, O, and S isotopic ratios between MA0.68 and MA0.89 SW, which show clear evolution effects compared to the ratios found in the Solar neighborhood. The $^{35}\text{Cl}/^{37}\text{Cl}$ ratio is the first to deviate between MA0.89 SW and MA0.68, and it would be interesting to confirm this difference with further observations.

A $^{35}\text{Cl}/^{37}\text{Cl}$ ratio around three reflects nucleosynthesis products mainly from massive stars and core-collapse supernovae (Kobayashi et al., 2011). On the other hand, a $^{35}\text{Cl}/^{37}\text{Cl}$ ratio of ~ 2 requires nucleosynthesis by ei-

³ from an independent least-squares fit of the data from Moomey et al. (2012) and Balashev et al. (2015).

ther low-metallicity AGB stars or higher-metallicity Type II supernovae. As AGB stars affect their environment on long timescales, the first possibility requires MA0.68 to be a relatively old galaxy. For the second possibility, higher-metallicity Type II supernovae require short timescales and an intrinsically more metal-rich galaxy. The simplest explanation of the difference in chlorine isotopic ratios between MA0.89 and MA0.68 might be that MA0.68 has an intrinsically higher metallicity.

5. Summary and conclusions

We investigate the absorption of chlorine-bearing molecules in two molecular absorbers (three independent lines of sight with different properties) at intermediate redshift, MA0.89 located toward PKS 1830–211 ($z_{abs} = 0.89$) and MA0.68 towards B 0218+357 ($z_{abs} = 0.68$). H_2Cl^+ was observed, and detected, toward all sightlines. HCl was observed only toward PKS 1830–211, but detected only in one of the two sightlines.

Our results and conclusions are summarized as follows:

- The comparison of the absorption spectra of chlorine-bearing species between the different sightlines and with that of other species, namely H_2O^+ and H_2S , provides us with a simple classification based on molecular fraction (f_{H_2}). H_2Cl^+ and HCl trace the gas component with low and high f_{H_2} gas, respectively. This picture is consistent with predictions from chemical modeling, where HCl requires higher visual extinction ($A_V \sim 1$) than H_2Cl^+ to form.
- These two chlorine-bearing species can hence be used together to characterize the column of absorbing gas. In particular, toward MA0.89 SW, we find that the $[\text{H}_2\text{Cl}^+]/[\text{HCl}]$ abundance ratio varies from ~ 0.5 at the line center, to ~ 2 in the line wings, reflecting the multi-phase composition of the gas along the line of sight. The same ratio has a lower limit more than one order of magnitude higher toward MA0.89 NE.
- The detection of the ^{35}Cl - and ^{37}Cl - isotopologs allows us to measure the $^{35}\text{Cl}/^{37}\text{Cl}$ isotopic ratio at look-back times of about half the present age of the Universe. We find basically the same values at galactocentric radii of 2 kpc ($^{35}\text{Cl}/^{37}\text{Cl} = 2.99 \pm 0.05$ from H_2Cl^+ and 3.28 ± 0.08 from HCl) and 4 kpc ($^{35}\text{Cl}/^{37}\text{Cl} = 3.3 \pm 0.3$) in the disk of MA0.89 and in the Solar neighborhood ($^{35}\text{Cl}/^{37}\text{Cl} \sim 3$), while we find a lower ratio ($^{35}\text{Cl}/^{37}\text{Cl} = 2.2 \pm 0.3$) in MA0.68. This could be interpreted as MA0.68 having an intrinsically higher metallicity. It would be interesting to obtain more measurements of the $^{35}\text{Cl}/^{37}\text{Cl}$ isotopic ratio, including at higher redshifts, to investigate whether this isotopic ratio is a useful tracer of evolution.
- The comparison of the observed abundances for H_2Cl^+ and HCl with that predicted from chemical modeling suggests the need for a stronger interstellar radiation field in the disk of these absorbers than in the Solar neighborhood. Evidence for a slightly increased cosmic-ray ionization rate of atomic hydrogen was also found in MA0.89 (Muller et al., 2016b), potentially related to the higher star formation activity at these intermediate redshifts.

In short, the two chlorine-bearing species H_2Cl^+ and HCl are sensible probes of the interstellar medium in red-

shifted absorbers. They offer diagnostics of the molecular fraction, gas composition, and nucleosynthesis enrichment via the $^{35}\text{Cl}/^{37}\text{Cl}$ ratio. Their ground-state transitions are readily observable, for instance with ALMA, in a wide range of redshifts ($z \sim 0 - 6$), making them interesting tools to probe physico-chemical properties and evolution effects in the young Universe.

Acknowledgements. This paper uses the following ALMA data:

ADS/JAO.ALMA#2012.1.00056.S

ADS/JAO.ALMA#2013.1.00020.S

ADS/JAO.ALMA#2016.1.00031.S.

ALMA is a partnership of ESO (representing its member states), NSF (USA) and NINS (Japan), together with NRC (Canada) and NSC and ASIAA (Taiwan) and KASI (Republic of Korea), in cooperation with the Republic of Chile. The Joint ALMA Observatory is operated by ESO, AUI/NRAO and NAOJ.

S.H.J.W. acknowledges support by the Ministry of Science and Technology of Taiwan under grants MOST104-2628-M-001-004-MY3 and MOST107-2119-M-001-031-MY3, and from Academia Sinica under AS-IA-106-M03.

References

- Acharyya, K. & Herbst, E. 2017, *ApJ*, 850, 105
- Araki, M., Furuya, T., & Saito, S. 2001, *Journal of Molecular Spectroscopy*, 210, 132
- Asplund, M., Grevesse, N., Sauval, A. J., & Scott, P. 2009, *ARA&A*, 47, 481
- Balashhev, S. A., Noterdaeme, P., Klimenko, V., et al. 2015, *A&A*, 575, L8
- Blake, G. A., Keene, J., & Phillips, T. G. 1985, *ApJ*, 295, 501
- Bohlin, R. C., Savage, B. D., & Drake, J. F. 1978, *ApJ*, 224, 132
- Cazzoli, G. & Puzzarini, C. 2004, *Journal of Molecular Spectroscopy*, 226, 161
- Chengalur, J. N., de Bruyn, A. G., & Narasimha, D. 1999, *A&A*, 343, L79
- Clayton, D. 2003, *Handbook of Isotopes in the Cosmos - Hydrogen to Gallium No. 1* (Cambridge University Press), 1–328
- Combes, F. 2008, *Ap&SS*, 313, 321
- Combes, F. & Wiklind, T. 1997, *ApJ*, 486, L79
- Cristallo, S., Piersanti, L., Straniero, O., et al. 2011, *ApJS*, 197, 1
- De Luca, M., Gupta, H., Neufeld, D., et al. 2012, *ApJ*, 751, L37
- Fayolle, E. C., Öberg, K. I., Jørgensen, J. K., et al. 2017, *Nature Astronomy*, 1, 703
- Heays, A. N., Bosman, A. D., & van Dishoeck, E. F. 2017, *A&A*, 602, A105
- Jauncey, D. L., Reynolds, J. E., Tzioumis, A. K., et al. 1991, *Nature*, 352, 132
- Jungen, C. & Pratt, S. T. 2009, *Physical Review Letters*, 102, 023201
- Jura, M. 1974, *ApJ*, 190, L33
- Kawaguchi, K., Muller, S., Black, J. H., et al. 2016, *ApJ*, 822, 9
- Kobayashi, C., Karakas, A. I., & Umeda, H. 2011, *MNRAS*, 414, 3231
- Kobayashi, C., Umeda, H., Nomoto, K., Tominaga, N., & Ohkubo, T. 2006, *ApJ*, 653, 1145
- Le Gal, R., Xie, C., Herbst, E., et al. 2017, *A&A*, 608, A96
- Lis, D., Pearson, J., Neufeld, D., et al. 2010, *A&A*, 521, 4
- Lodders, K., Palme, H., & Gail, H.-P. 2009, *Landolt Börnstein*
- Maas, Z. G. & Pilachowski, C. A. 2018, *AJ*, 156, 2
- Martí-Vidal, I., Vlemmings, W. H. T., Muller, S., & Casey, S. 2014, *A&A*, 563, A136
- Moomey, D., Federman, S. R., & Sheffer, Y. 2012, *ApJ*, 744
- Müller, H. S. P., Thorwirth, S., Roth, D. A., & Winnewisser, G. 2001, *A&A*, 370, L49
- Muller, S., Beelen, A., Black, J. H., et al. 2013, *A&A*, 551, A109
- Muller, S., Beelen, A., Guélin, M., et al. 2011, *A&A*, 535, A103
- Muller, S., Black, J. H., Guélin, M., et al. 2014a, *A&A*, 566, L6
- Muller, S., Combes, F., Guélin, M., et al. 2014b, *A&A*, 566, A112
- Muller, S. & Guélin, M. 2008, *A&A*, 491, 739
- Muller, S., Guélin, M., Combes, F., & Wiklind, T. 2007, *A&A*, 468, 53
- Muller, S., Kawaguchi, K., Black, J. H., & Amano, T. 2016a, *A&A*, 589, 5
- Muller, S., Müller, H. S. P., Black, J. H., et al. 2016b, *A&A*, 595, A128
- Muller, S., Müller, H. S. P., Black, J. H., et al. 2017, *A&A*, 606, A109

Neufeld, D. A., Goicoechea, J. R., Sonnentrucker, P., et al. 2010, *A&A*, 521, L10
 Neufeld, D. A., Roueff, E., Snell, R. L., et al. 2012, *ApJ*, 748
 Neufeld, D. A. & Wolfire, M. G. 2009, *ApJ*, 706, 1594
 Neufeld, D. A. D. & Wolfire, M. G. M. 2016, *ApJ*, 826, 183
 Novotný, O., Buhr, H., Geppert, W., et al. 2018, *ApJ*, 862, 166
 Peng, R., Yoshida, H., Chamberlin, R. A., et al. 2010, *Astrophysical Journal*, 723, 218
 Sonnentrucker, P. 2006, *ApJ*, 4, 115
 Sonnentrucker, P., Neufeld, D. A., Phillips, T. G., et al. 2010, *A&A*, 521, L12
 Wallström, S., Muller, S., & Guélin, M. 2016, *A&A*, 595, A96
 Wiens, J. P., Miller, T. M., Shuman, N. S., & Viggiano, A. A. 2016, *J. Chem. Phys.*, 145, 244312
 Wiklind, T. & Combes, F. 1995, *A&A*, 299, 382
 Wiklind, T. & Combes, F. 1996, *Nature*, 379, 139
 Wiklind, T., Combes, F., & Kanekar, N. 2018, *ArXiv e-prints*

Appendix A: Spectroscopic data

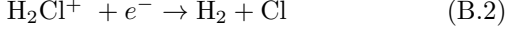
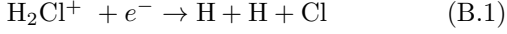
Species	Quantum numbers		Rest freq. (GHz)	S_{ul}	E_{low} (K)
	$J_{K_a K_c}$	F			
$o\text{-H}_2^{35}\text{Cl}^+$	1 ₁₀ -1 ₀₁	1/2-1/2	189.200369	0.50	0.0
		1/2-3/2	189.224382	2.50	0.0
		5/2-5/2	189.225063	6.30	0.0
		3/2-1/2	189.231910	2.50	0.0
		5/2-3/2	189.238598	2.70	0.0
		3/2-5/2	189.242471	2.70	0.0
$o\text{-H}_2^{37}\text{Cl}^+$	1 ₁₀ -1 ₀₁	1/2-1/2	188.408840	0.50	0.0
		1/2-3/2	188.427815	2.50	0.0
		5/2-5/2	188.428370	6.30	0.0
		3/2-1/2	188.433716	2.50	0.0
		5/2-3/2	188.438900	2.70	0.0
		3/2-5/2	188.441923	2.70	0.0
$p\text{-H}_2^{35}\text{Cl}^+$	1 ₁₁ -0 ₀₀	3/2-3/2	485.413427	1.33	0.0
		5/2-3/2	485.417670	2.00	0.0
		1/2-3/2	485.420796	0.67	0.0
$p\text{-H}_2^{37}\text{Cl}^+$	1 ₁₁ -0 ₀₀	3/2-3/2	484.228484	1.33	0.0
		5/2-3/2	484.231804	2.00	0.0
		1/2-3/2	484.234298	0.67	0.0
H^{35}Cl	1-0	3/2 ₂ -3/2 ₂	625.901647	0.188	0.0
		3/2 ₁ -3/2 ₁	625.901679	0.104	0.0
		5/2 ₃ -3/2 ₂	625.918679	0.292	0.0
		5/2 ₂ -3/2 ₁	625.918726	0.188	0.0
		1/2 ₀ -3/2 ₁	625.931982	0.042	0.0
		1/2 ₁ -3/2 ₂	625.932014	0.104	0.0
H^{37}Cl	1-0	3/2 ₂ -3/2 ₂	624.964357	0.188	0.0
		3/2 ₁ -3/2 ₁	624.964387	0.104	0.0
		5/2 ₃ -3/2 ₂	624.977782	0.292	0.0
		5/2 ₂ -3/2 ₁	624.977830	0.188	0.0
		1/2 ₀ -3/2 ₁	624.988257	0.042	0.0
		1/2 ₁ -3/2 ₂	624.988289	0.104	0.0

Table A.1. Spectroscopic data for H_2Cl^+ and HCl. Data for H_2Cl^+ are from Araki et al. (2001), taken from the Cologne Database for Molecular Spectroscopy (Müller et al., 2001). For HCl, entries are taken from Cazzoli & Puzzarini (2004).

Appendix B: Considerations on the chemical network of chlorine-bearing species

Neufeld & Wolfire (2009) have investigated the chlorine chemistry in different photodissociation region models where the thermal balance and chemical equilibrium are solved simultaneously for different densities, illumination conditions and visual magnitudes, and for two different values of the cosmic ionization rate: $1.8 \times 10^{-17} \text{ s}^{-1}$ and $1.8 \times 10^{-16} \text{ s}^{-1}$. That study allows for the derivation of different chlorine-chemistry regimes which affect the $[\text{H}_2\text{Cl}^+]/[\text{HCl}]$ ratio, where a large value is obtained for high radiation field and rather low density conditions.

However, the dissociative recombination (DR) of H_2Cl^+ induces a major uncertainty in the chlorine chemical network, as discussed by Kawaguchi et al. (2016), which severely impacts the abundances of H_2Cl^+ and HCl , and their ratio, as shown below. Three exothermic channels are available in the reaction:



The values of the different reaction rate coefficients used in the Neufeld & Wolfire (2009) studies were unpublished results where the branching ratio towards HCl is taken as 10% and the total DR rate coefficient is taken as $1.2 \times 10^{-7} \times \left(\frac{T}{300}\right)^{-0.85} \text{ cm}^3 \text{ s}^{-1}$. That value was challenged by Kawaguchi et al. (2016) who report a total DR rate coefficient of $(0.46 \pm 0.05) \times 10^{-7} \text{ cm}^3 \text{ s}^{-1}$ at 209 K from infrared time-resolved spectroscopy experiments. Last, but not least, Novotný et al. (2018) studied the dissociative recombination of the deuterated counterpart D_2Cl^+ in an ion storage ring experiment and obtained a total DR rate coefficient of $4.3 \times 10^{-7} \times \left(\frac{300}{T}\right)^{0.5} \text{ cm}^3 \text{ s}^{-1}$. The derived coefficient is claimed to be most reliable at low temperatures relevant for astrochemical applications, in contrast to other experiments performed at room temperature. In addition, the branching ratio towards DCl was found to be 8.7%. The dissociative recombination rate of H_2Cl^+ is expected to be larger according to previous experiments on other hydrogenated or deuterated molecular ions, which is also anticipated from theoretical considerations (Jungen & Pratt, 2009). Indeed, Wiens et al. (2016) obtain a DR rate coefficient of $(1.1 \pm 0.3) \times 10^{-7} \text{ cm}^3 \text{ s}^{-1}$ for D_2Cl^+ and $(2.6 \pm 0.8) \times 10^{-7} \text{ cm}^3 \text{ s}^{-1}$ for H_2Cl^+ in an afterglow measurement at 300 K. Novotný et al. (2018) emphasize that their measurement of D_2Cl^+ DR at 300 K is within the error bar of the storage ring experimental result but question the corresponding temperature extrapolation at low temperature. Summing up all these facts, we assume that the DR rate coefficient of H_2Cl^+ can be evaluated from the D_2Cl^+ measurement of Novotný et al. (2018), assuming the same $[\text{D}_2\text{Cl}^+]/[\text{H}_2\text{Cl}^+]$ ratio than that obtained by Wiens et al. (2016) at 300 K. The corresponding values are reported in Table B.1.

Table B.1. α factor corresponding to dissociative recombination rate of H_2Cl^+ expressed as $\alpha \times \left(\frac{300}{T}\right)^{0.5} \text{ cm}^3 \text{ s}^{-1}$.

full rate	$\text{H} + \text{H} + \text{Cl}$	$\text{Cl} + \text{H}_2$	$\text{HCl} + \text{H}$
8.6×10^{-7}	7.4×10^{-7}	4.3×10^{-8}	7.5×10^{-8}

These values correspond to a total destruction channel of H_2Cl^+ by electrons which is about seven times more efficient than that taken in Neufeld & Wolfire (2009) at 300 K whereas the branching ratio to HCl is similar. The ratio between the two estimates reduces to a factor of four at 50 K and a factor of two at 10 K, due to the different slopes assumed for the energy dependence of the DR cross sections. Given these uncertainties, a detailed chemical modeling appears superfluous.