



**HAL**  
open science

## Study of the 777 nm Lines Profile of Atomic Oxygen Using Laser-Induced Plasmas

Aurélien Favre, Milan Dimitrijevic, Vincent Morel, Stevica Djurovic, Zoran Mijatovic, Gilles Godard, Arnaud Bultel

► **To cite this version:**

Aurélien Favre, Milan Dimitrijevic, Vincent Morel, Stevica Djurovic, Zoran Mijatovic, et al.. Study of the 777 nm Lines Profile of Atomic Oxygen Using Laser-Induced Plasmas. SCSLSA, Jun 2019, Vrdnik, Serbia. hal-03011322

**HAL Id: hal-03011322**

**<https://hal.science/hal-03011322v1>**

Submitted on 18 Nov 2020

**HAL** is a multi-disciplinary open access archive for the deposit and dissemination of scientific research documents, whether they are published or not. The documents may come from teaching and research institutions in France or abroad, or from public or private research centers.

L'archive ouverte pluridisciplinaire **HAL**, est destinée au dépôt et à la diffusion de documents scientifiques de niveau recherche, publiés ou non, émanant des établissements d'enseignement et de recherche français ou étrangers, des laboratoires publics ou privés.





12<sup>th</sup> SCCLSA  
3-7. June 2019  
Vrdnik, Serbia

12<sup>th</sup> Serbian Conference on Spectral Line Shapes in Astrophysics

# Study of the 777 nm Lines Profile of Atomic Oxygen Using Laser-Induced Plasmas

AURÉLIEN FAVRE<sup>1</sup>‡, MILAN DIMITRIJEVIC<sup>2</sup>, VINCENT MOREL<sup>1</sup>, STEVICA DJUROVIC<sup>3</sup>, ZORAN MIJATOVIC<sup>3</sup>, GILLES GODARD<sup>1</sup>, ARNAUD BULTEL<sup>1</sup>

<sup>1</sup> CORIA, UMR CNRS 6614, Normandie Université, 76801 Saint-Étienne du Rouvray, FRANCE

<sup>2</sup> Astronomical Observatory, Volgina 7, 11060 Belgrade, Serbia

<sup>3</sup> Department of Physics, Faculty of Sciences, University of Novi Sad, Novi Sad, 21000, Serbia

‡favrea@coria.fr

## CONTEXT & OBJECTIVES


### Diagnostic technique

The lines of the O I triplet at 777.4 nm represent one of the most important radiative contributions in the spectrum of a plasma containing oxygen. Indeed, the upper levels of the related transitions can be easily populated (their excitation energy is of the order of 10.7 eV) and their Einstein coefficient is significant (of the order of  $4 \times 10^7 \text{ s}^{-1}$ ). The triplet can therefore be used to diagnose the plasma, i.e. to determine the electron temperature ( $T_e$ ) and density ( $n_e$ ), if no hydrogen line can be detected in the spectrum.

### Objectives and methodology

New line Stark parameters (broadening  $\omega_s$  and shift  $\Delta\lambda_s$ ) are investigated. Laser-induced plasmas are produced in an Aceton-Argon mixture and the profile of the O I triplet is studied in order to correlate the Stark parameters and  $n_e$ . Comparisons are made with Griem's parameters.

## EXPERIMENTAL SETUP



The laser pulse (1064 nm, 30 ps, 14 mJ) is focused to produce a plasma in an Aceton-saturated Argon (80 % - 20 % vol.) atmosphere (black chamber) at atmospheric pressure. The plasma is formed (lifetime of the order of 10  $\mu\text{s}$ ). Its radiation is collected along a second optical axis and analyzed using an Isolex SCT-320 spectrometer over the [200, 850] nm spectral range.

## $n_e$ AND $T_e$ EVOLUTIONS

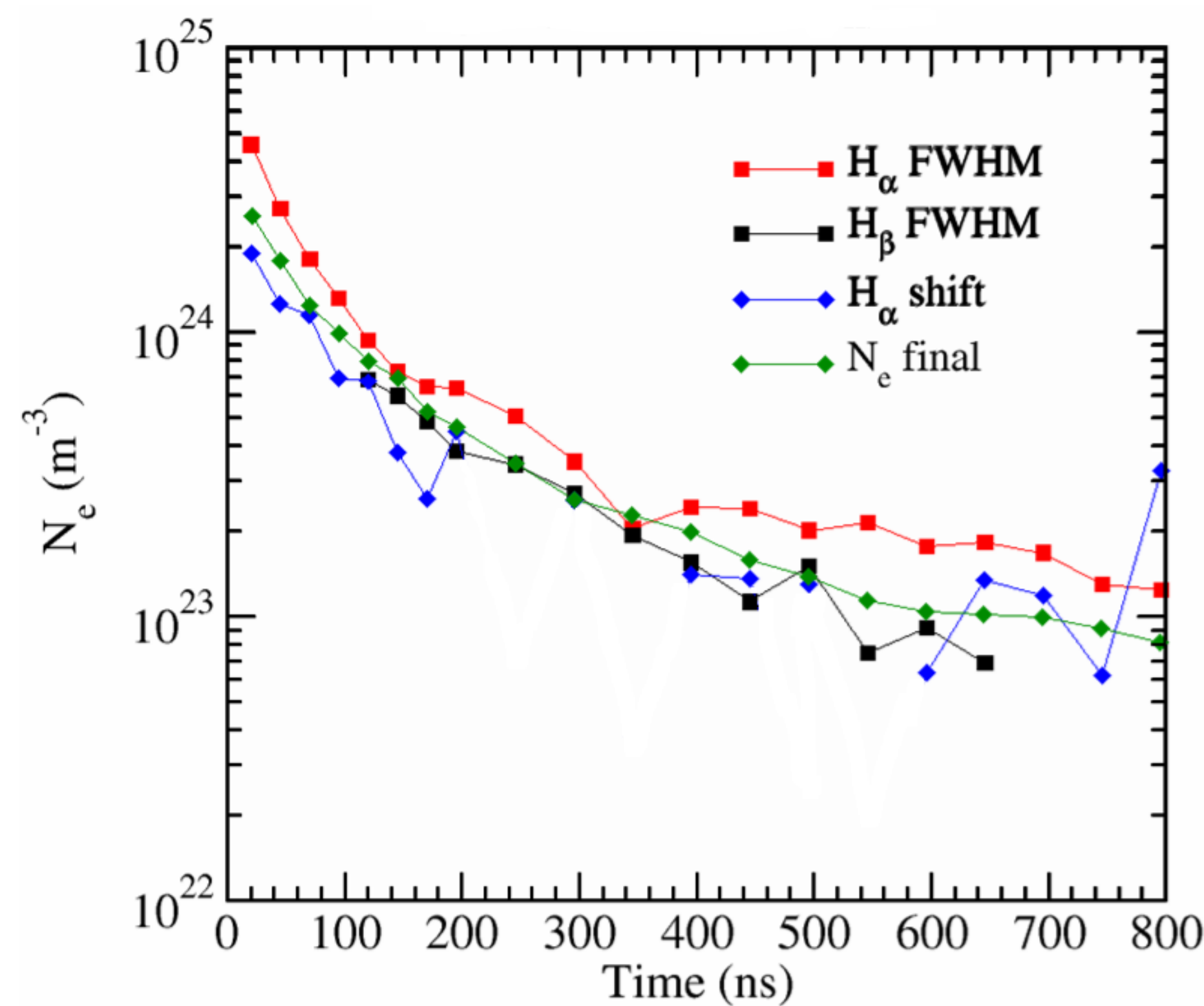
### Electron temperature

$T_e$  is of the order of 15000 to 20000 K.

### Electron density

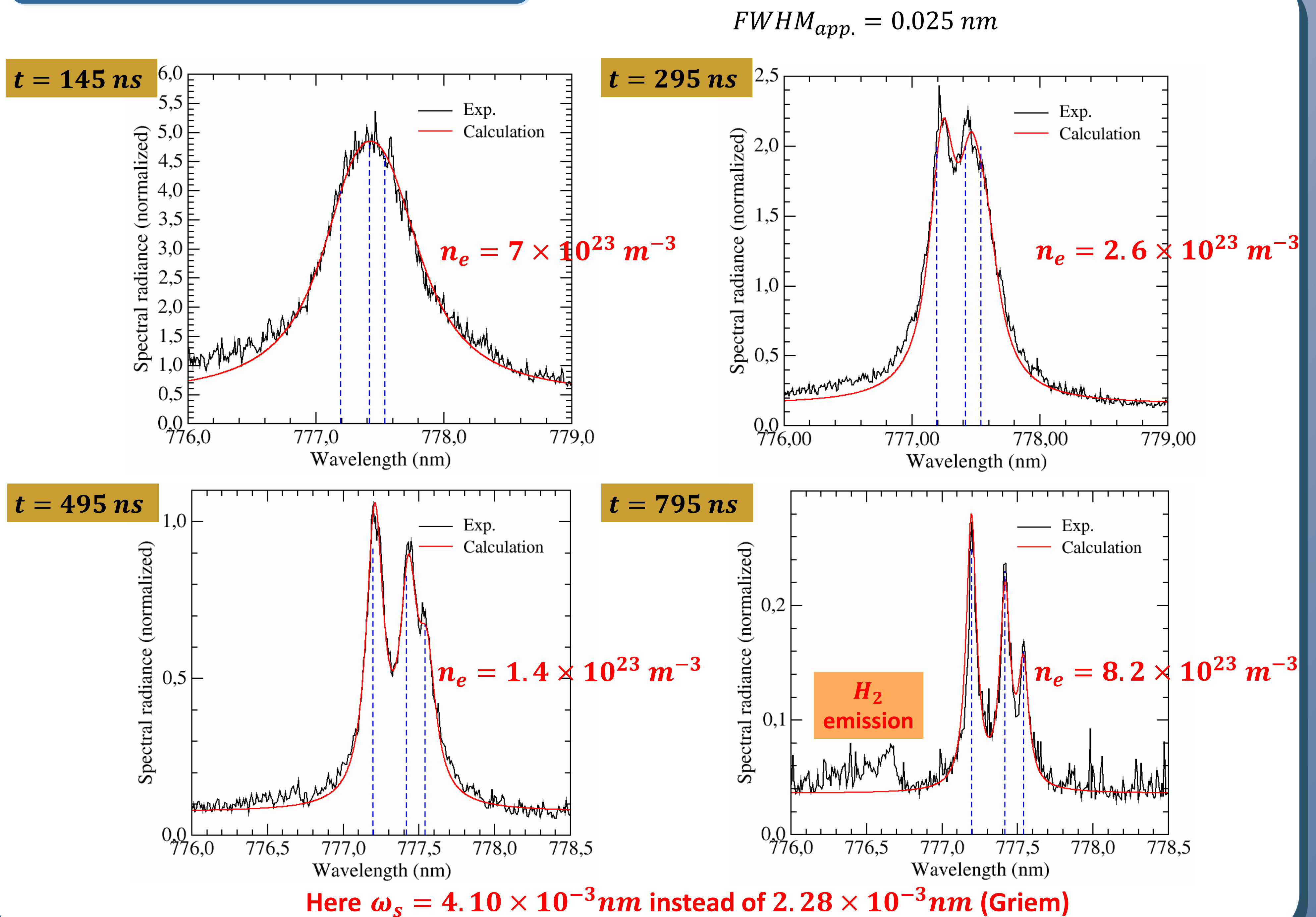
The determination of  $n_e$  is based on

- The FWHM of the  $H_\alpha$  line,
- The FWHM of the  $H_\beta$  line,
- The shift of the  $H_\alpha$  line.

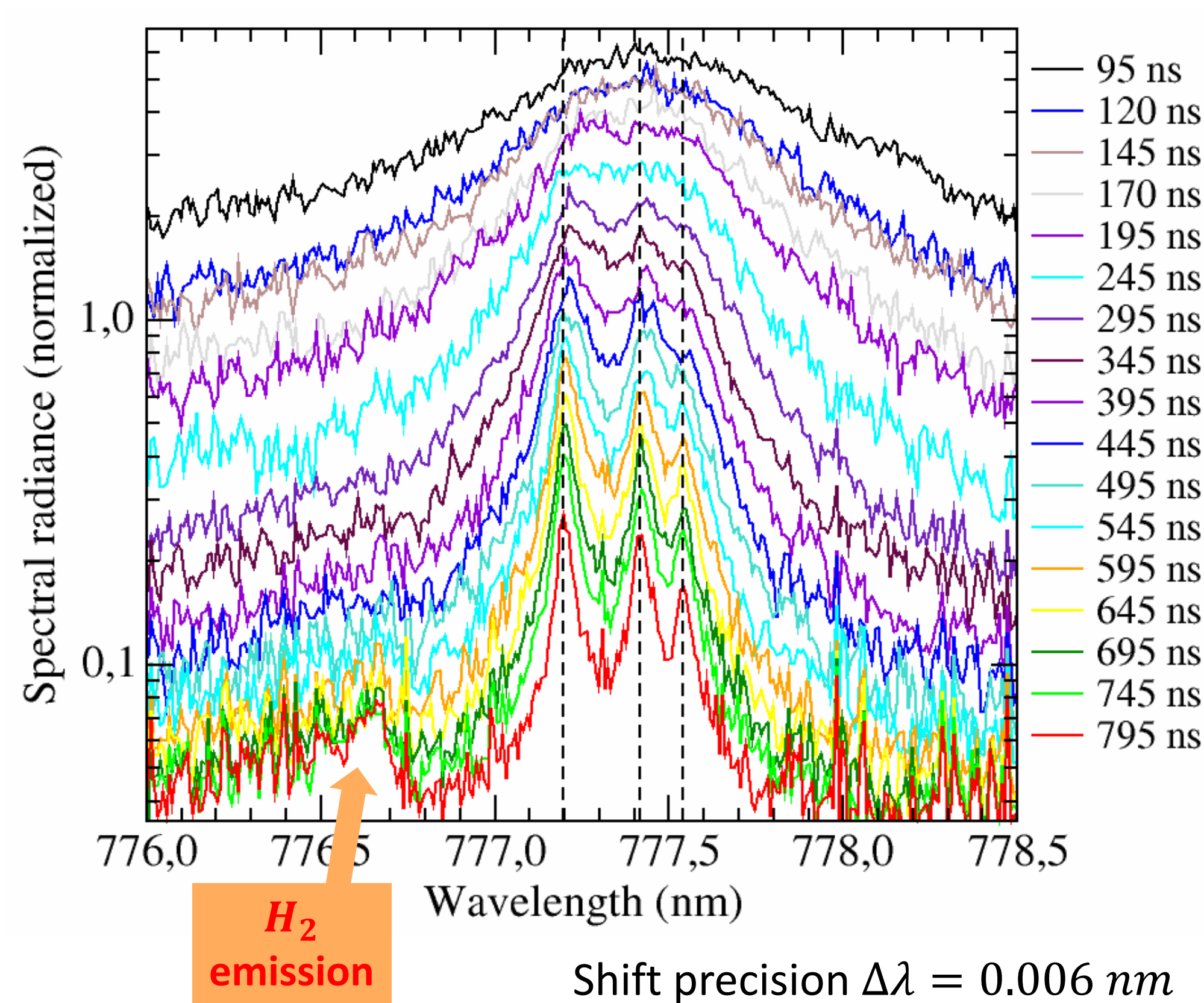


The uncertainty on  $n_e$  from the  $H_\alpha$  FWHM is taken as twice the one from the  $H_\beta$  FWHM. The final  $n_e$  values are plotted in green.

## WIDTH OF THE O I 777 NM TRIPLET



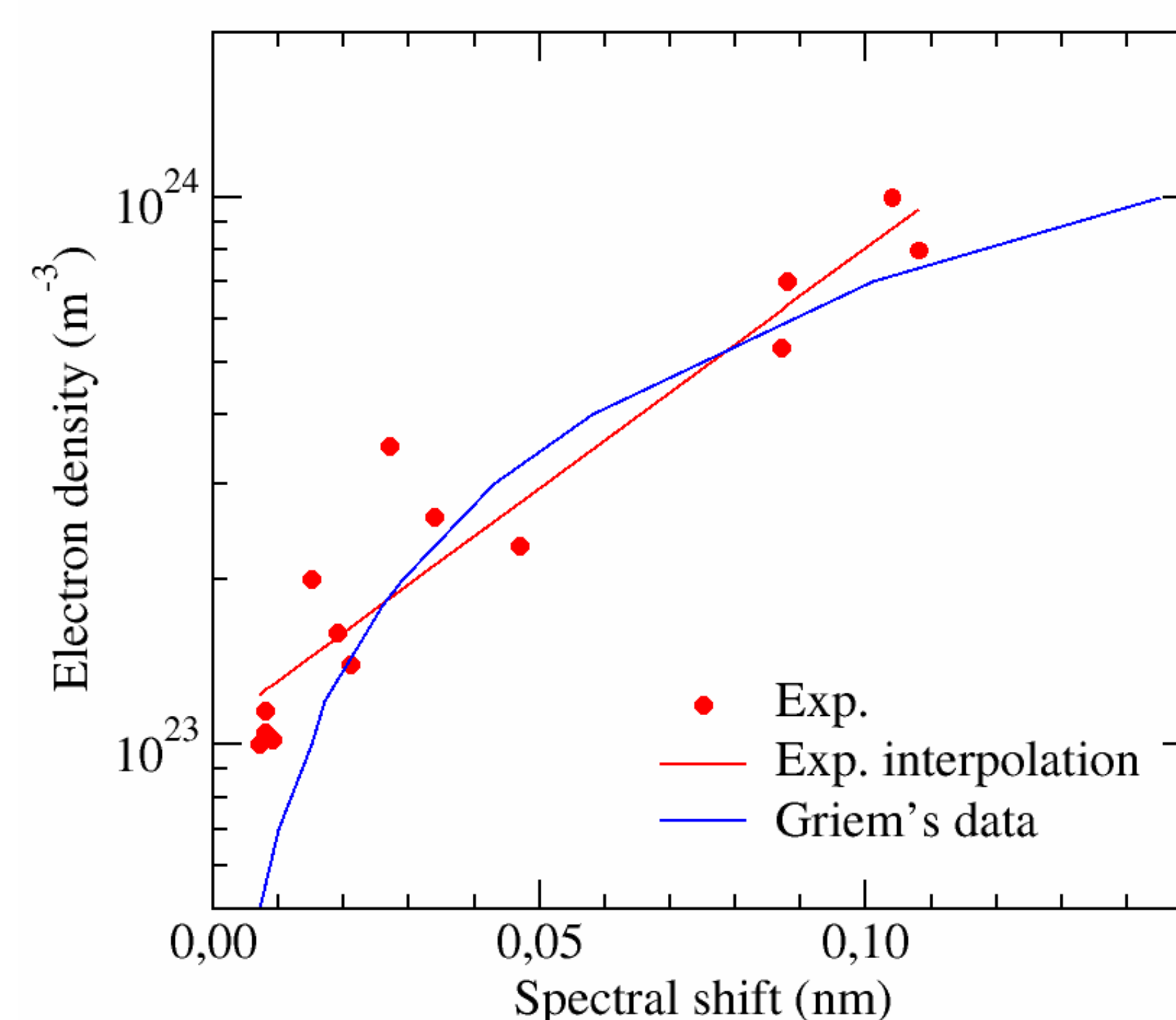
## SHIFT OF THE O I 777 NM TRIPLET



**Redshift observed**  
Classical behavior.

**Shift considered**  
From the FWHM of the triplet since the lines overlap for high values of the electron density.

**Shift dynamics**  
Non linear shift towards  $n_e$ .



For  $n_e < 10^{24} \text{ m}^{-3}$   
Satisfactory agreement with Griem's results.

For  $n_e > 10^{24} \text{ m}^{-3}$   
No experimental result available here. But Griem's shift increases rapidly. Griem's dynamics would lead to too strong values of the shift?

$$n_e [\text{m}^{-3}] = 1.0714 \times 10^{23} e^{\frac{\Delta\lambda_s [\text{nm}]}{0.0494}} \text{ for } n_e < 10^{24} \text{ m}^{-3}$$

## CONCLUSION & PERSPECTIVES

### Conclusion

- Laser-induced plasmas produced with spectra involving the emission of the O I triplet at 777.4 nm
- Stark broadening parameter obtained for  $n_e < 10^{24} \text{ m}^{-3}$  almost twice of the value of Griem
- Stark shift parameter obtained for  $n_e < 10^{24} \text{ m}^{-3}$  in good agreement with the value of Griem

### Perspectives

- Assessment of the departure from equilibrium using Ar lines
- Validation of the  $n_e$  values by comparison with equilibrium calculations