



HAL
open science

Tailoring Fluorinated Electroactive Polymers Toward Specific Applications

Konstantinos Kallitsis, Damien Thuau, Cyril Brochon, Eric Cloutet, Georges Hadziioannou

► **To cite this version:**

Konstantinos Kallitsis, Damien Thuau, Cyril Brochon, Eric Cloutet, Georges Hadziioannou. Tailoring Fluorinated Electroactive Polymers Toward Specific Applications. Colloid and Polymer Science, In press, 10.1007/s00396-020-04779-1 . hal-03008565

HAL Id: hal-03008565

<https://hal.science/hal-03008565>

Submitted on 16 Nov 2020

HAL is a multi-disciplinary open access archive for the deposit and dissemination of scientific research documents, whether they are published or not. The documents may come from teaching and research institutions in France or abroad, or from public or private research centers.

L'archive ouverte pluridisciplinaire **HAL**, est destinée au dépôt et à la diffusion de documents scientifiques de niveau recherche, publiés ou non, émanant des établissements d'enseignement et de recherche français ou étrangers, des laboratoires publics ou privés.



Distributed under a Creative Commons Attribution - NonCommercial - NoDerivatives 4.0 International License

Tailoring Fluorinated Electroactive Polymers Toward Specific Applications

*Konstantinos Kallitsis^a, Damien Thuau^a, Cyril Brochon^a, Eric Cloutet^a, Georges
Hadziioannou^{*a}*

^aLaboratoire de Chimie des Polymères Organiques (LCPO UMR 5629), CNRS-
Université de Bordeaux-Bordeaux INP, 16 Avenue Pey-Berland, 33607 Pessac
Cedex, France

Abstract

Fluorinated Electroactive Polymers (FEPs) are emerging as one of the most prominent classes of insulating materials found in organic electronic devices. Despite their broad application, those materials have fixed electronic properties that are difficult to be tuned in order to achieve optimal performance in different applications. This mini-review highlights the need for tailoring the electronic properties of FEPs and explores the different approaches our group has proposed as solutions to such problem. Those include strategies to obtain stable dielectric properties and thus stable OFET performance over a broad range of temperature, as well as strategies to make FEPs directly compatible with photolithography, which is the most widely used fabrication technique by the semiconductor industry. Last, a general strategy to introduce different functional groups on FEPs is presented, allowing the introduction of altogether new properties to those polymers.

Keywords

Fluorinated Electroactive Polymers, Dielectric, Ferroelectric, Relaxor-ferroelectric, Photolithography, OFET

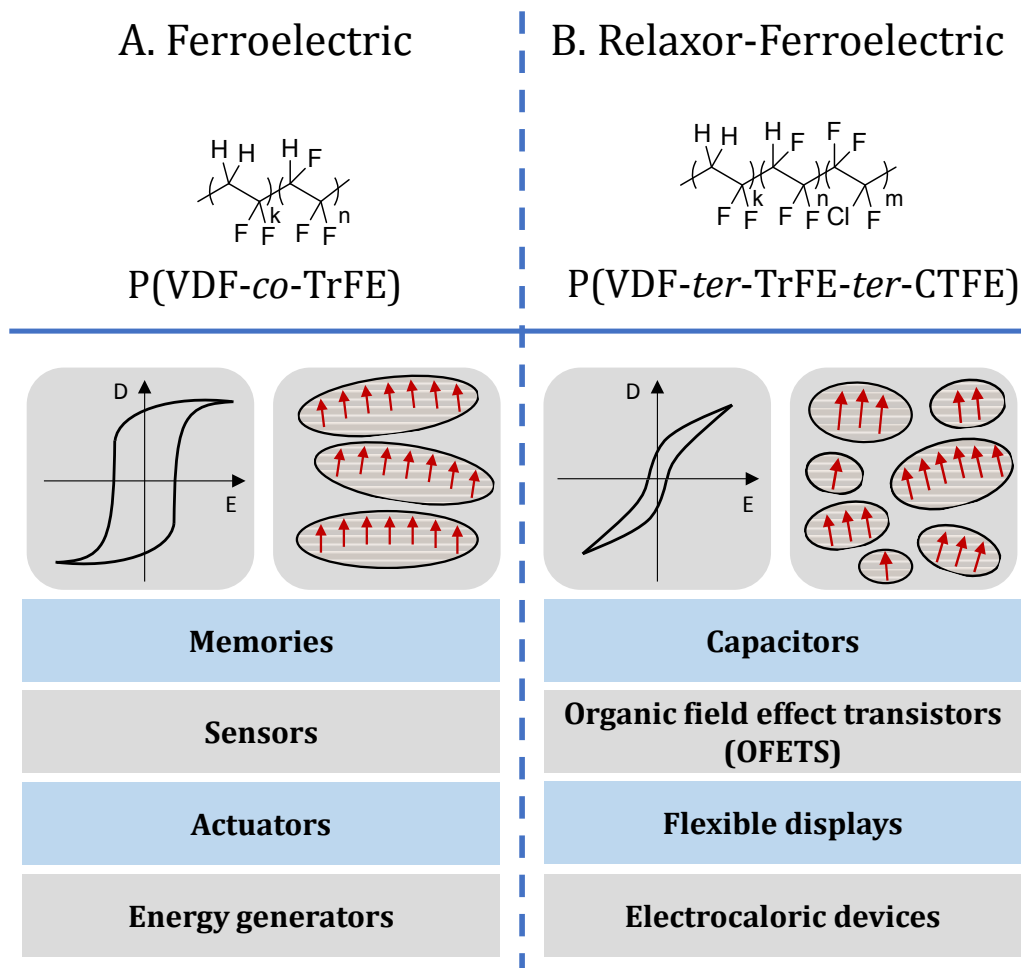
Introduction

With electronic devices playing an increasingly important role in our everyday lives, organic electronics have the potential to be one of the cornerstone technologies that can make those devices available to more and more people while waiving many of the constraints imposed by silicon. Those include the lack of flexibility, stretchability and conformability, combined with high production costs [1]. One class of polymeric materials which find different applications in organic electronics, is that of Fluorinated Electroactive Polymers (FEPs), most commonly encountered as poly(vinylidene fluoride) (PVDF) and its copolymers. Those materials are electric insulators at core but can have many other very interesting properties such as ferroelectricity [2], piezoelectricity [3], pyroelectricity [4] combined with exceptional mechanical and thermal stability. From an application standpoint, FEPs are encountered in some of the highest-end fingerprint sensors on the market. Their application though is not limited to that, as they are encountered in a plethora of devices that have not yet reached the

1
2
3 mainstream markets including capacitors, memories [5,6], sensors [7,8], actuators [8,9],
4 organic field effect transistors (OFETs) [10] and electrocaloric cooling devices [11,12] amongst
5 many others.

6
7 While the fundamental properties of FEPs (e.g. piezoelectricity, high dielectric constant,
8 mechanical durability, chemical stability) play a vital role across the whole range of
9 applications in electronics, each application requires a slightly different combination of
10 properties or even altogether new properties that do not exist in the original fluoropolymers in
11 order ensure optimal device performance. This very need motivated the work of our group in
12 the field, which is summarized in this mini-review.

13
14 The electronic properties of FEPs derive from the difference in electronegativity between the
15 carbon and the fluorine atoms which leads to the formation of permanent electric dipoles along
16 their polymer chains. Since those polymers are often semicrystalline in nature, the dipoles can
17 organize in domains of different sizes [13]. Polymers whose dipoles organize in large domains
18 are called ferroelectrics, with the most prominent and best studied example of this group being
19 the copolymer P(VDF-*co*-TrFE) which is a statistical copolymer of vinylidene fluoride and
20 trifluoroethylene (Figure 1A). The exceptional ferroelectric properties of those polymers derive
21 from the addition of the trifluoroethylene (TrFE) group [3], which forces the polymer to
22 crystallize in the most polar orientation (all-trans) [14]. In the case where the dipoles of the
23 polymer organize in smaller nano-sized domains in the crystalline matrix, the polymer is called
24 a relaxor-ferroelectric. Relaxor-ferroelectrics, with main representative of this group being the
25 P(VDF-*ter*-TrFE-*ter*-CTFE) [15], which is a statistical terpolymer of vinylidene fluoride,
26 trifluoroethylene and chlorotrifluoroethylene (Figure 1B), are materials of very high dielectric
27 constant (good insulators of electricity). An overview of the most common ferroelectric and
28 relaxor-ferroelectric polymers, their electroactive behavior as well as some of their key
29 applications in electronics is presented in Figure 1.
30
31
32
33
34
35
36
37
38
39
40
41
42
43
44
45
46
47
48
49
50
51
52
53
54
55
56
57
58
59
60



34
35
36
37

Figure 1. Schematic representation of (A) ferroelectrics and (B) relaxor-ferroelectrics demonstrating the differences in domain size, ferroelectric character and application in electronics.

Stabilizing the dielectric performance at different temperatures

38
39
40
41
42
43
44
45
46
47
48
49
50
51
52
53
54
55
56
57

Since the scope of application of those polymers is so broad, the need emerges for tailoring the properties of FEPs to specific applications, beyond the crude distinction between ferroelectrics and relaxor-ferroelectrics [16]. One illustration of this, is relaxor-ferroelectric polymers which can be used either in temperature sensors or organic field effect transistors acting as pixel drivers on flexible displays. The two applications require opposingly different temperature dependence of the dielectric constant, as temperature sensors take advantage of the change of electronic properties as a function of temperature in order to produce different signals, while pixel drivers have to ensure similar performance across a broad temperature range. Therefore, while in the case of sensors, the resolution increases by increasing the temperature variation of the dielectric constant, high variation would make a flexible display unusable as it would only be able to operate in a very narrow temperature window. To tackle the latter problem, our group has developed an approach where blending P(VDF-*co*-TrFE) and P(VDF-*ter*-TrFE-*ter*-CTFE) leads to almost no variability of dielectric properties over a wide range of temperature [17]. Similar blending approaches have been previously employed for the enhancement of various properties of FEPs, such as ferroelectricity [18], breakdown strength [19], energy density [20] or even electrocaloric cooling potential [21]. This fluoropolymer blend was then used as gate dielectric in OFETs, leading to stable operation over a large temperature range (20°C-80°C) as described in Figure 2. The temperature dependence of the dielectric properties before and after blending is

presented in Figure 2a, b, while the temperature dependence of transistor operation before and after blending is presented in Figure 2e, f respectively.

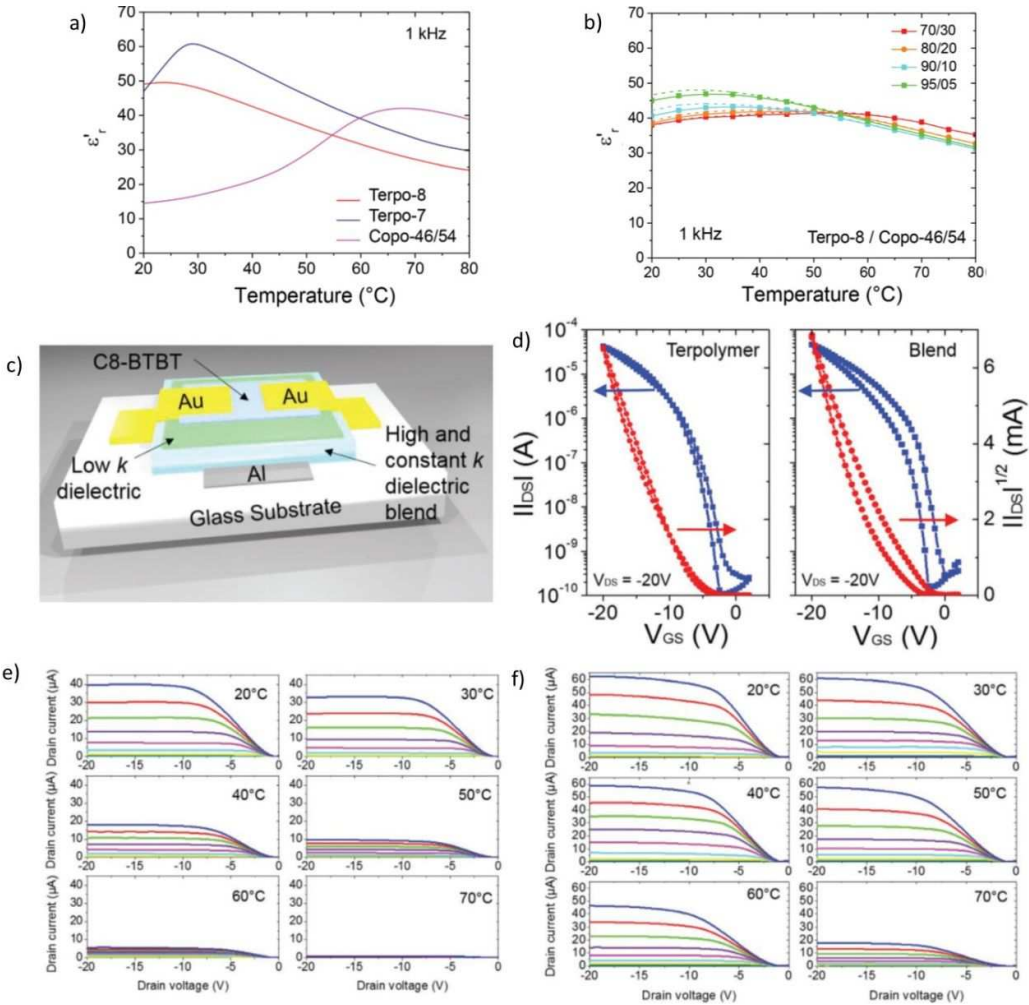
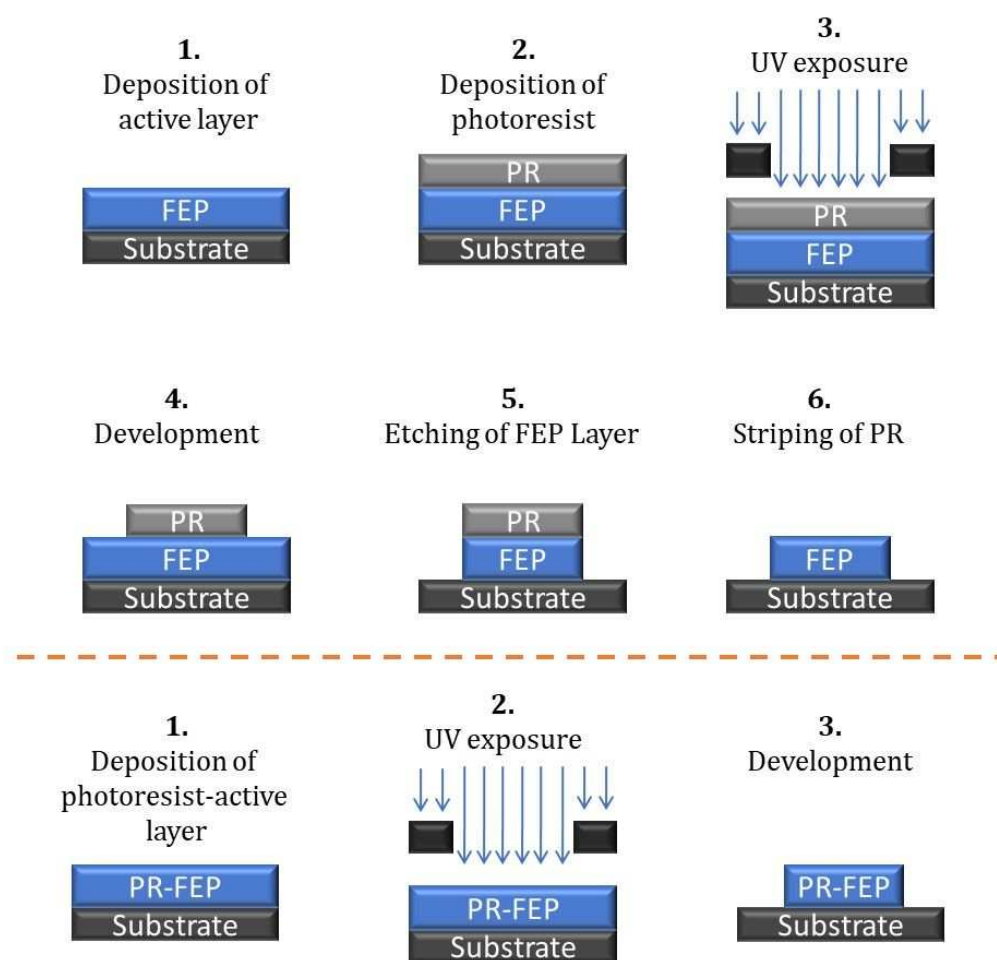


Figure 2. a), b) Dielectric spectroscopy at 1kHz of a) $P(\text{VDF-co-TrFE})$ copolymer compared to $P(\text{VDF-ter-TrFE-ter-CTFE})$ terpolymers b) comparison of terpolymer copolymer blends. c) Schematic representation of OFET architecture. d) Transfer characteristics in saturation regime ($V_{DS} = -20\text{ V}$) of OFET with either terpolymer or terpolymer-copolymer blend as gate dielectric layer. e) output characteristics at different operating temperature of OFETs with terpolymer and f) with the blend system showing improved thermal stability. Reproduced with permission from [17]. Copyright (2020)

Making FEPs directly compatible with photolithography

Another factor limiting the realization potential of FEPs is their limited compatibility with photolithography, which is the method of choice for the fabrication of electronics by the semiconductor industry. This process is based on the premise that once a material which is called a photoresist gets exposed to UV light, its solubility to a certain solvent system will change. That way, selective exposure to UV light allows for the transferring of a pattern, from a so called “photolithographic mask” to a polymeric layer. However, since FEPs do not possess these “photoresist” like properties, their integration in a photolithographic process requires a rather lengthy six step approach as described in the upper part of Scheme 1. That involves the deposition of an additional photoresist layer on top of the FEP, which allows for the pattern to be transferred initially on the photoresist layer and finally on the FEP. However, if one material could combine the desired electronic and the photoresist properties [22,23], the required number of steps for such process could be reduced in half as described in the lower part of Scheme 1. That would lead to a drastic cost reduction of electronics utilizing such materials.

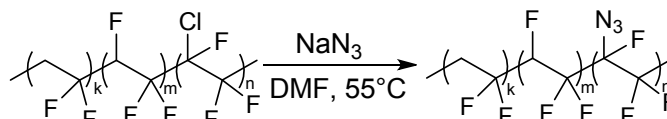


PR: Photoresist
FEP: Fluorinated Electroactive Polymer

Scheme 1. Six-step photolithographic patterning protocol of a FEP using a commercial photoresist (top) and three-step photolithographic patterning protocol of a FEP-photoresist material (bottom).

Photo-patternable FEPs: The Azido Approach

The dominant approach reported in literature that manages to combine the electroactive and photoresist properties involves the addition of a bis-azide photoinitiator to a solution of the polymer. That way, photopatternability was induced to the resulting films, making them cross-linkable upon exposure to UV light [24,25]. Despite the success of this approach, the high costs associated with the used azides drastically limited its potential for the production of electronics at scale. For that reason, an attempt was made by our group to directly graft the photosensitive azido group on the fluoropolymer backbone [26]. That was achieved by simply treating the P(VDF-*ter*-TrFE-*ter*-CTFE) terpolymer with sodium azide and thus substituting the chlorine groups of the -CTFE termonomer with the azido groups as described in Scheme 2.



Scheme 2. Grafting Reaction of the azido group on the P(VDF-*ter*-TrFE-*ter*-CTFE) Terpolymer. Reproduced with permission from [26]. Copyright (2020)

The resulting polymers were integrated in a photolithographic process, where after carefully tuning of a variety of parameters excellent quality patterned films were obtained (Figure 3) at a UV dose below 2 J/cm², while exhibiting very low surface roughness (Figure 3b), which is especially important for applications such as OFETs. The cross-linked films maintained a high dielectric constant ($k=21$ at RT, 1 kHz), which was nevertheless slightly reduced compared to the dielectric constant of the pristine terpolymer ($k=34$ at RT, 1 kHz).

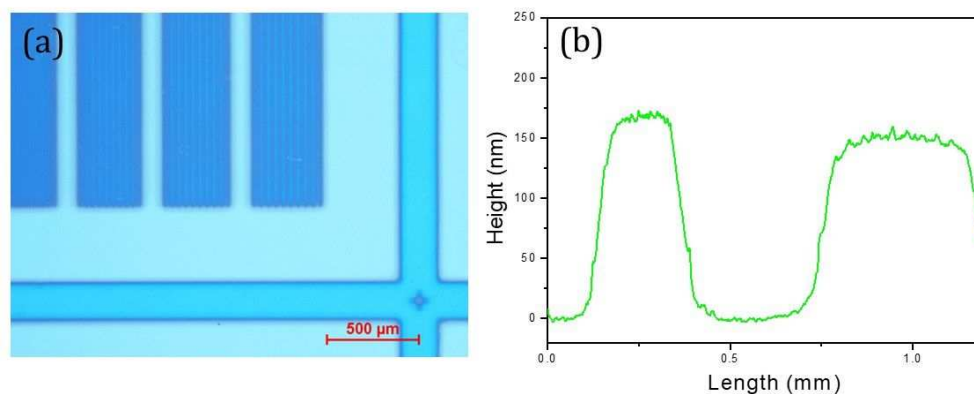


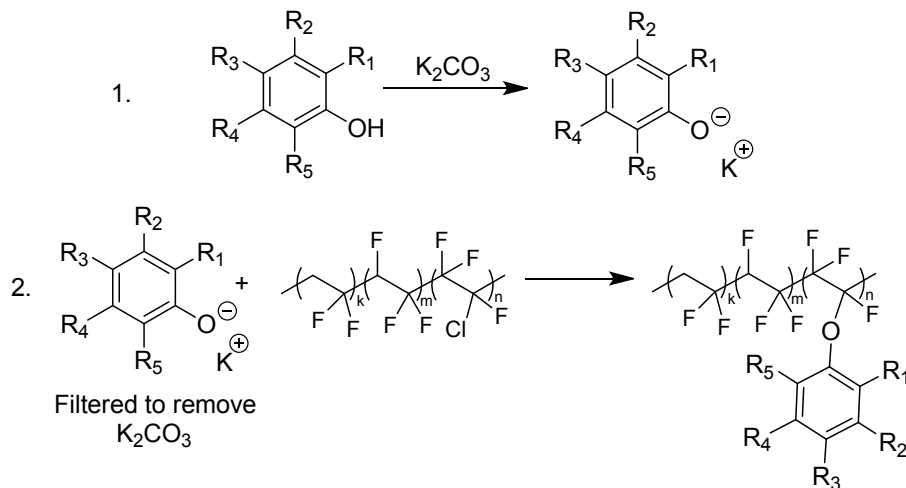
Figure 3. (a) Azido-grafted P(VDF-*ter*-TrFE-*ter*-CTFE) on silicon substrate patterned through a single photolithographic step. (b) Measurement of the film roughness using mechanical profilometer. Reproduced with permission from [21]. Copyright (2020)

Williamson Etherification: A General Approach

Although the azidation method mentioned above was successful in introducing photosensitive groups on the fluoropolymer backbone, some drawbacks inherent in this approach limit its potential. First, this method is specific in introducing azido groups on the fluoropolymer and allows for no flexibility in terms of the grafted group. Therefore, properties such as UV absorption, stability and others cannot effectively be tuned. Second, the azidation and the subsequent cross-linking appear to have a slightly negative impact on the electroactive

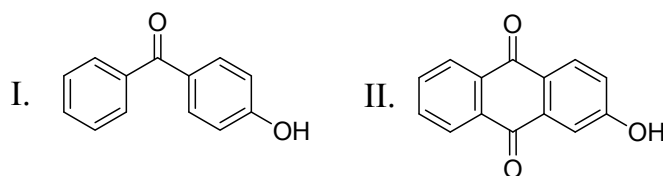
properties. We therefore started exploring alternatives that could allow for some more freedom when it comes to the grafted group, while solving the issues created by the previous approach.

In that quest, we began looking for a much more general methodology that could allow us to graft photosensitive groups, as well as any other kind of functional groups on the fluoropolymer's backbone. In order to create such approach, the property of the -CTFE repeating unit to give products of substitution reactions was again leveraged. The difference though was that this time, the nucleophile was a deprotonated phenol which could in turn bear different kinds of functional groups on its phenolic ring. This general reaction is presented in Scheme 3, where the phenol is first deprotonated in the presence of a base and then filtered and added into a solution of the fluoropolymer giving the substitution product.



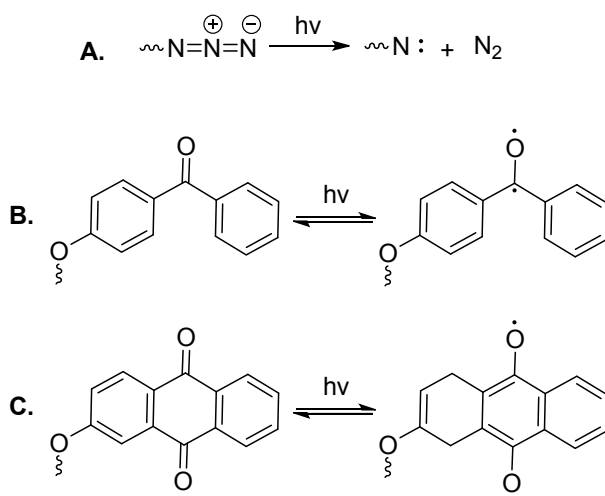
Scheme 3. Two step etherification reaction of functionalized phenols on P(VDF-ter-TrFE-ter-CTFE). First the phenol is deprotonated with the use of a base and subsequently filtered in a solution of the polymer, where the substitution and thus the grafting occur. Reproduced with permission from [27]. Copyright (2020)

Two different photoinitiator derivatives were grafted on the fluoropolymer's backbone using this methodology. Both molecules, shown in Scheme 4 are similar to the azido groups in the sense that they create free radicals upon UV exposure and those free radicals can react with a plethora of moieties including -C-H, -C-F, -C-C- etc. and thus effectively cross-link the polymers.



Scheme 4. Chemical structures of 4-hydroxy benzophenone (I) and 2-hydroxy anthraquinone (II). Reproduced with permission from [27]. Copyright (2020)

The two groups were different though in the way those free radicals were created. Both benzophenone and anthraquinone groups, when exposed to UV light reversibly create free radicals (Scheme 5B, C). On the other hand, the azido groups create free radicals in a non-reversible manner by expelling nitrogen (Scheme 5A). Therefore, polymers bearing either benzophenone or anthraquinone groups enjoy far superior stability than their azido containing counterparts.

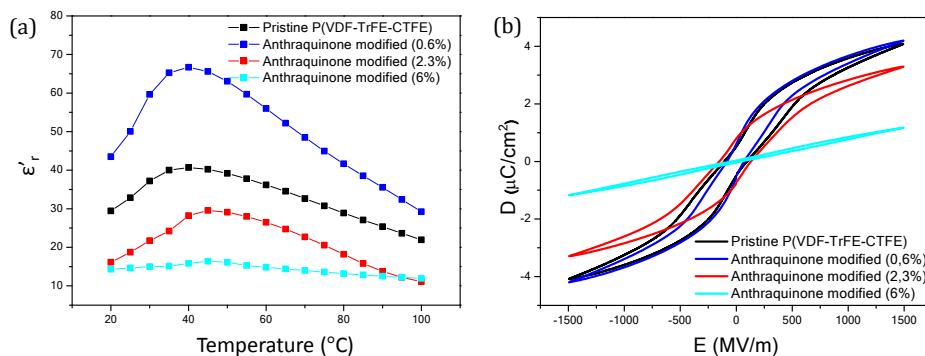


22
23
24

Scheme 5. Free radical creation upon exposure to UV light for polymers containing azido groups (A) as well as benzophenone (B) and anthraquinone (C) moieties.

25
26
27
28
29
30
31
32
33
34
35

Another drawback of the azido approach was the deterioration of both ferroelectric and dielectric properties as mentioned previously. Contrarily to that, some of the FEPs grafted with those new photoinitiators showed an improvement both in dielectric and ferroelectric properties. Namely, when the grafted content was very low, both dielectric (Figure 4a) and ferroelectric (Figure 4b) properties were enhanced, while higher photoinitiator contents led to a deterioration of properties as shown in Figure 4. This augmentation of electroactive performance at low photoinitiator contents is mainly due to the introduction of double bonds on the polymer backbone as a side product of the functionalization reaction. Their impact on the electroactive properties has been shown to be pretty drastic with as much as 60% permittivity enhancement being achieved by double bonds alone [12].



48
49
50
51
52

Figure 4. (a) Real part of the relative permittivity (1kHz) as a function of temperature for P(VDF-ter-TrFE-ter-CTFE) functionalized with different contents of anthraquinone. (b) Ferroelectric testing at room temperature of P(VDF-ter-TrFE-ter-CTFE) functionalized with different contents of anthraquinone. Reproduced with permission from [27]. Copyright (2020)

53
54
55
56
57

Therefore, a general method to graft almost any functional group and thus induce a variety of different functionalities on FEPs was provided by this approach. At the same time by fine-tuning the photoinitiator grafted content, the electroactive properties can not only be retained but even enhanced compared to the pristine polymers.

Conclusions and perspectives

To sum up, this mini-review highlights the need for tailoring the properties of Fluorinated Electroactive polymers depending on the targeted application. That includes the effect of temperature on the dielectric performance as well as the introduction of altogether new properties on FEPs such as photo-patternability. Stable operation in a broad temperature range was achieved by a simple blending approach, leading to almost no variation of dielectric performance in a temperature range from 20°C to 70°C. On the other hand, two different grafting approaches were presented for the introduction of photo-patternability. First, an approach involving the grafting of azido groups was explored, which made the polymers photo-patternable. Then, a much more general grafting approach was developed, involving an etherification reaction and allowing for the grafting of a plethora of functional groups. Thus, not only photo-patternability was induced in FEPs, but at the same time, enhancement of their electroactive performance was made possible. Interestingly, the latter approach is not limited to the grafting of photo-sensitive groups on FEPs but it can also be used as a general tool to graft a plethora of functional groups in order to tailor the final properties of FEPs to specific applications.

Corresponding author

* georges.hadziioannou@u-bordeaux.fr

Author contributions

All authors have given approval to the final version of the manuscript.

Acknowledgements

The authors acknowledge the financial support from Arkema and Région Nouvelle-Aquitaine as well as from the Industrial Chair (Arkema/ANR) within the grant agreement no. AC-2013-365. Konstantinos Kallitsis acknowledges the Région Nouvelle-Aquitaine for the financial support (Ph.D. grant #2015-1R10207-00004862). This work was performed within the framework of the Equipex ELORPrintTec ANR-10-EQPX-28-01 with the help of the French state's Initiative d'Excellence IdEx ANR-10-IDEX-003-02.

References

1. Sekitani T, Someya T (2010) Stretchable, Large-area Organic Electronics. *Advanced Materials* 22 (20):2228-2246. doi:10.1002/adma.200904054
2. Ohigashi H, Koga K (1982) Ferroelectric copolymers of vinylidene fluoride and trifluoroethylene with a large electromechanical coupling factor. *Japanese Journal of Applied Physics* 21 (8A):L455
3. Higashihata Y, Sako J, Yagi T (1981) Piezoelectricity of vinylidene fluoride-trifluoroethylene copolymers. *Ferroelectrics* 32 (1):85-92
4. Jr. JGB, McFee JH, Crane GR (1971) PYROELECTRICITY AND OPTICAL SECOND HARMONIC GENERATION IN POLYVINYLIDENE FLUORIDE FILMS. *Applied Physics Letters* 18 (5):203-205. doi:10.1063/1.1653624
5. Hwang SK, Bae I, Kim RH, Park C (2012) Flexible Non-Volatile Ferroelectric Polymer Memory with Gate-Controlled Multilevel Operation. *Advanced Materials* 24 (44):5910-5914
6. Naber RC, Tanase C, Blom PW, Gelincx GH, Marsman AW, Touwslager FJ, Setayesh S, De Leeuw DM (2005) High-performance solution-processed polymer ferroelectric field-effect transistors. *Nature materials* 4 (3):243-248

- 1
- 2
- 3 7. Stadlober B, Zirkel M, Irimia-Vladu M (2019) Route towards sustainable smart sensors:
4 ferroelectric polyvinylidene fluoride-based materials and their integration in flexible
5 electronics. *Chemical Society Reviews* 48 (6):1787-1825
- 6 8. Thuau D, Kallitsis K, Dos Santos FD, Hadziioannou G (2017) All inkjet-printed piezoelectric
7 electronic devices: energy generators, sensors and actuators. *Journal of Materials Chemistry*
8 *C* 5 (38):9963-9966. doi:10.1039/C7TC02558K
- 9 9. Choi ST, Lee JY, Kwon JO, Lee S, Kim W (2011) Varifocal liquid-filled microlens operated by
10 an electroactive polymer actuator. *Optics letters* 36 (10):1920-1922
- 11 10. Li J, Sun Z, Yan F (2012) Solution processable low-voltage organic thin film transistors
12 with high-k relaxor ferroelectric polymer as gate insulator. *Advanced Materials* 24 (1):88-93
- 13 11. Ma R, Zhang Z, Tong K, Huber D, Kornbluh R, Ju YS, Pei Q (2017) Highly efficient
14 electrocaloric cooling with electrostatic actuation. *Science* 357 (6356):1130.
15 doi:10.1126/science.aan5980
- 16 12. Le Goupil F, Kallitsis K, Tencé-Girault S, Pouriamanesh N, Brochon C, Cloutet E, Soulestin
17 T, Domingue Dos Santos F, Stingelin N, Hadziioannou G Enhanced Electrocaloric Response of
18 Vinylidene Fluoride-Based Polymers via One-Step Molecular Engineering. *Advanced*
19 *Functional Materials*:2007043. doi:10.1002/adfm.202007043
- 20 13. Zhu L (2014) Exploring strategies for high dielectric constant and low loss polymer
21 dielectrics. *The journal of physical chemistry letters* 5 (21):3677-3687
- 22 14. Lovinger AJ (1983) Ferroelectric Polymers. *Science* 220 (4602):1115-1121.
23 doi:10.1126/science.220.4602.1115
- 24 15. Chung T, Petchsuk A (2002) Synthesis and properties of ferroelectric fluoroterpolymers
25 with Curie transition at ambient temperature. *Macromolecules* 35 (20):7678-7684
- 26 16. Terzic I, Meereboer NL, Acuautila M, Portale G, Loos K (2019) Electroactive materials with
27 tunable response based on block copolymer self-assembly. *Nature Communications* 10
28 (1):601. doi:10.1038/s41467-019-08436-2
- 29 17. Thuau D, Kallitsis K, Ha S, Bargain F, Soulestin T, Pecastaings G, Tencé-Girault S,
30 Domingues Dos Santos F, Hadziioannou G (2020) High and Temperature-Independent
31 Dielectric Constant Dielectrics from PVDF-Based Terpolymer and Copolymer Blends.
32 *Advanced Electronic Materials* 6 (3):1901250. doi:10.1002/aelm.201901250
- 33 18. Chen X-Z, Li X, Qian X-S, Wu S, Lu S-G, Gu H-M, Lin M, Shen Q-D, Zhang QM (2013) A
34 polymer blend approach to tailor the ferroelectric responses in P(VDF-TrFE) based
35 copolymers. *Polymer* 54 (9):2373-2381. doi:<https://doi.org/10.1016/j.polymer.2013.02.041>
- 36 19. Zhang X, Shen Y, Shen Z, Jiang J, Chen L, Nan C-W (2016) Achieving High Energy Density
37 in PVDF-Based Polymer Blends: Suppression of Early Polarization Saturation and
38 Enhancement of Breakdown Strength. *ACS Applied Materials & Interfaces* 8 (40):27236-
39 27242. doi:10.1021/acsami.6b10016
- 40 20. Ullah A, ur Rahman A, Won Ahn C, Rahman M-u, Ullah A, Rehman Z-u, Javid Iqbal M, Kim
41 IW (2015) Enhancement of dielectric and energy density properties in the PVDF-based
42 copolymer/terpolymer blends. *Polymer Engineering & Science* 55 (6):1396-1402.
43 doi:10.1002/pen.24083
- 44 21. Chen X-z, Qian X-s, Li X, Lu SG, Gu H-m, Lin M, Shen Q-d, Zhang QM (2012) Enhanced
45 electrocaloric effect in poly(vinylidene fluoride-trifluoroethylene)-based
46 terpolymer/copolymer blends. *Applied Physics Letters* 100 (22):222902.
47 doi:10.1063/1.4722932
- 48 22. Kaelblein D, Musiol T, Bahl D, Brunetti FG, Pretot R, Hayoz P, Mi Z, Brill J, Ossó O, Exner K
49 (2016) 64-2: New Organic Semiconductors for Improved Processing — Direct Photo-
50 Patterning and High Mobility Materials for Flexible TFTs. *SID Symposium Digest of Technical*
51 *Papers* 47 (1):869-871. doi:10.1002/sdtp.10822
- 52
- 53
- 54
- 55
- 56
- 57
- 58
- 59
- 60

- 1
2
3 23. Kallitsis K, Thuau D, Soulestin T, Cloutet E, Brochon C, Domingues Dos Santos F,
4 Hadziioannou G Photolithographic patterning of high-k fluoropolymer dielectrics. In:
5 European Polymer Congress EPF 2019, Heraklion, France, 2019-06-09 2019.
6 24. Breemen AJMv, Putten JBPHvd, Cai R, Reimann K, Marsman AW, Willard N, Leeuw DMD,
7 Gelinck GH (2011) Photocrosslinking of ferroelectric polymers and its application in three-
8 dimensional memory arrays. *Applied Physics Letters* 98 (18):183302. doi:10.1063/1.3571284
9 25. Chen X-Z, Li Z-W, Cheng Z-X, Zhang J-Z, Shen Q-D, Ge H-X, Li H-T (2011) Greatly Enhanced
10 Energy Density and Patterned Films Induced by Photo Cross-Linking of Poly(vinylidene
11 fluoride-chlorotrifluoroethylene). *Macromolecular Rapid Communications* 32 (1):94-99.
12 doi:doi:10.1002/marc.201000478
13 26. Kallitsis K, Thuau D, Soulestin T, Brochon C, Cloutet E, Dos Santos FD, Hadziioannou G
14 (2019) Photopatternable High-k Fluoropolymer Dielectrics Bearing Pendent Azido Groups.
15 *Macromolecules* 52 (15):5769-5776. doi:10.1021/acs.macromol.9b00508
16 27. Kallitsis K, Soulestin T, Tencé-Girault S, Brochon C, Cloutet E, Domingues Dos Santos F,
17 Hadziioannou G (2019) Introducing Functionality to Fluorinated Electroactive Polymers.
18 *Macromolecules* 52 (21):8503-8513. doi:10.1021/acs.macromol.9b01942
19
20
21
22
23
24
25
26
27
28
29
30
31
32
33
34
35
36
37
38
39
40
41
42
43
44
45
46
47
48
49
50
51
52
53
54
55
56
57
58
59
60