



HAL
open science

Pd-Catalyzed Directed Thiocyanation Reaction by C–H Bond Activation

Mélissa Gao, Mu-Yi Chen, Xavier Pannecoucke, Philippe Jubault, Tatiana Besset

► **To cite this version:**

Mélissa Gao, Mu-Yi Chen, Xavier Pannecoucke, Philippe Jubault, Tatiana Besset. Pd-Catalyzed Directed Thiocyanation Reaction by C–H Bond Activation. *Chemistry - A European Journal*, 2020, 26 (67), pp.15497-15500. 10.1002/chem.202003521 . hal-03004678

HAL Id: hal-03004678

<https://hal.science/hal-03004678>

Submitted on 7 Dec 2020

HAL is a multi-disciplinary open access archive for the deposit and dissemination of scientific research documents, whether they are published or not. The documents may come from teaching and research institutions in France or abroad, or from public or private research centers.

L'archive ouverte pluridisciplinaire **HAL**, est destinée au dépôt et à la diffusion de documents scientifiques de niveau recherche, publiés ou non, émanant des établissements d'enseignement et de recherche français ou étrangers, des laboratoires publics ou privés.



Distributed under a Creative Commons Attribution - NonCommercial - NoDerivatives 4.0 International License

Chemistry A European Journal



**Chemistry
Europe**

European Chemical
Societies Publishing



Reprint

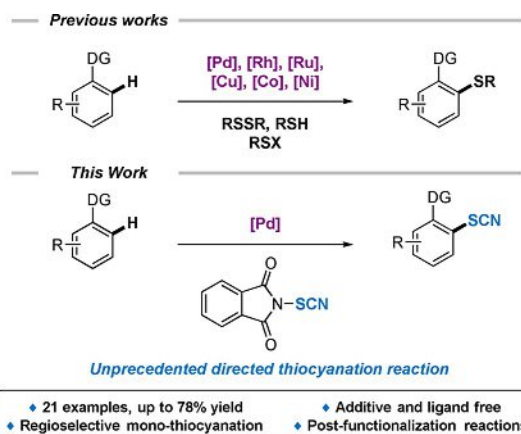
Synthetic Methods

Pd-Catalyzed Directed Thiocyanation Reaction by C–H Bond Activation

Mélissa Gao⁺, Mu-Yi Chen⁺, Xavier Pannecoucke, Philippe Jubault, and Tatiana Besset^{*[a]}

Abstract: The Pd-catalyzed directed thiocyanation reaction of arenes and heteroarenes by C–H bond activation was achieved. In the presence of an electrophilic SCN source, this original methodology offered an efficient tool to access a panel of functionalized thiocyanated compounds (21 examples, up to 78% yield). Post-functionalization reactions further demonstrated the synthetic utility of the approach by converting the SCN-containing molecules into value-added scaffolds.

Over the years, the direct functionalization of a simple C–H bond by transition metal catalysis became an efficient and pivotal tool in organic chemistry, answering to the increasing demand for more sustainable chemical transformations.^[1] Indeed, an array of methodologies was developed to build up a C–N, C–O, C–X or C–C bond. However, less attention was paid to the formation of the C–S bond by transition metal catalyzed C–H bond activation^[2] as sulfur poisoning of the transition metal might be a problem to circumvent.^[3] Nevertheless, key advances were made by several research groups using Pd-, Rh-, Ru-, Cu-, Co-, and Ni-catalysts, among others (Scheme 1).^[2,4] These major contributions brought synthetic solutions for making C–S bonds generally using di(hetero)aryl disulfides as coupling partners. In sharp contrast, the directed thiocyanation reaction by transition metal catalysis is still elusive, and the existing methods are based on the functionalization of innate positions. Convinced about the key role of organothiocyanate compounds,^[5a,b] for agrochemicals and medicinal chemistry along with the synthetic utility of the SCN resi-



Scheme 1. State of the art on transition metal catalyzed directed C–S bond formation by C(sp²)–H bond activation and the present work.

due as a linchpin^[6] to access a large variety of sulfur-containing molecules,^[5] we thought that the development of a new tool for the direct introduction of a SCN moiety by transition metal catalyzed C–H bond activation is of prime importance and constitutes today a challenge.

To this end, in course of our research program dedicated to the development of new methodologies to build up C–S bonds by transition metal catalyzed C–H bond activation,^[7] we report herein an unprecedented directed Pd-catalyzed thiocyanation reaction by C–H bond activation.

At the outset of this study, the 2-phenylpyridine was selected as the model substrate (Table 1). Pleasingly, in the presence of *N*-(thiocyanato)phthalimide as the electrophilic SCN source and using a catalytic amount of PdCl₂, the mono-thiocyanation of **1 a** occurred, affording the product **2 a** in 67% yield (Table 1, entry 1). Then, several parameters were investigated to further improve the efficiency of the transformation. First, different catalysts were tested (Table 1, entries 2–5) and PdCl₂ turned out to be the best one. It must be noted that when the catalyst loading was decreased (Table 1, entry 6), a significant drop of the yield was observed (37% vs. 67%). The replacement of DMF by other solvents did not improve the reactivity (Table 1, entries 7–10) and the temperature as well as the time turned out to be key parameters in this transformation (Table 1, entries 11–14). When other electrophilic SCN sources (II–IV) were evaluated, no better result was obtained (Table 1, entries 15–17). Finally, the presence of additives (AcOH or CsOPiv) was not beneficial to the outcome of the reaction (Table 1, entries 18 and 19). Importantly, a control experiment was per-

[a] M. Gao,⁺ M.-Y. Chen,⁺ Prof. Dr. X. Pannecoucke, Prof. Dr. P. Jubault, Dr. T. Besset
Normandie Univ, INSA Rouen
UNIROUEN, CNRS, COBRA (UMR 6014)
76000 Rouen (France)
E-mail: tatiana.besset@insa-rouen.fr

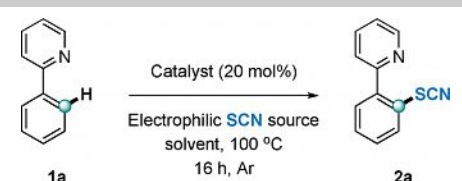
[⁺] These authors contributed equally to this work.

Supporting information and the ORCID identification number(s) for the author(s) of this article can be found under:
<https://doi.org/10.1002/chem.202003521>.

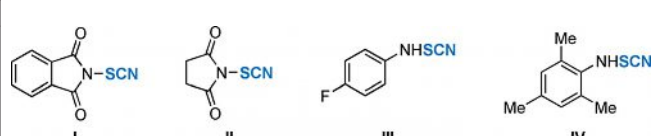
© 2020 The Authors. Published by Wiley-VCH GmbH. This is an open access article under the terms of Creative Commons Attribution NonCommercial-NoDerivs License, which permits use and distribution in any medium, provided the original work is properly cited, the use is non-commercial and no modifications or adaptations are made.

Part of a Special Issue celebrating the 1000th Issue of Chemistry—A European Journal.

Table 1. Optimization studies for the thiocyanation of the 2-phenylpyridine **1a**.^[a]



| Entry | Catalyst | Solvent | SCN source | Yield [%] |
|-------------------|---------------------------------------|-------------|------------|-----------|
| 1 | PdCl ₂ | DMF | I | 67 |
| 2 | PdBr ₂ | DMF | I | 18 |
| 3 | Pd(OAc) ₂ | DMF | I | 21 |
| 4 | Pd(MeCN) ₂ Cl ₂ | DMF | I | 36 |
| 5 | Pd(PPh ₃) ₄ | DMF | I | NR |
| 6 ^[b] | PdCl ₂ | DMF | I | 37 |
| 7 | PdCl ₂ | DMSO | I | NR |
| 8 | PdCl ₂ | DCE | I | 46 |
| 9 | PdCl ₂ | toluene | I | 27 |
| 10 | PdCl ₂ | 1,4-dioxane | I | 28 |
| 11 ^[c] | PdCl ₂ | DMF | I | 28 |
| 12 ^[d] | PdCl ₂ | DMF | I | 20 |
| 13 ^[e] | PdCl ₂ | DMF | I | 49 |
| 14 ^[f] | PdCl ₂ | DMF | I | 32 |
| 15 | PdCl ₂ | DMF | II | NR |
| 16 | PdCl ₂ | DMF | III | traces |
| 17 | PdCl ₂ | DMF | IV | NR |
| 18 ^[g] | PdCl ₂ | DMF | I | 57 |
| 19 ^[h] | PdCl ₂ | DMF | I | NR |
| 20 | – | DMF | I | NR |

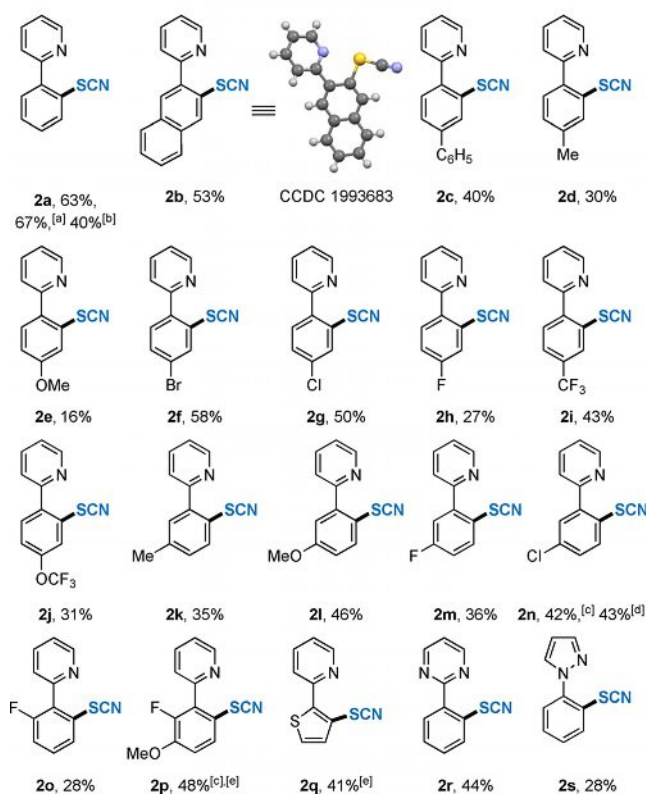
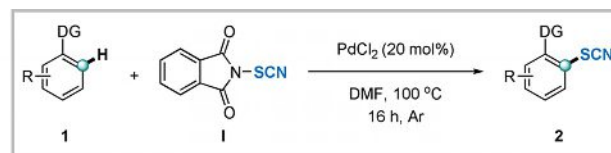


[a] Reaction conditions: **1a** (0.2 mmol, 1 equiv), reagent I (2 equiv), catalyst (20 mol%), in solvent (0.1 M) at 100 °C for 16 h under argon. Isolated yields were given. [b] PdCl₂ (10 mol%). [c] 120 °C. [d] 80 °C. [e] 8 h. [f] 24 h. [g] AcOH (1 equiv) was used. [h] CsOPiv (1 equiv) was used. NR=No Reaction.

formed without catalyst (Table 1, entry 20) and no product was observed, which confirmed the importance of the Pd^{II} catalyst in that transformation.

With the optimized reaction conditions in hand, a series of 2-phenylpyridine derivatives was evaluated (Scheme 2). The thiocyanation of the 2-phenylpyridine **1a** provided selectively an access to the mono-functionalized product **2a** in 63% yield and the reaction was easily scaled up on a gram scale, affording **2a** in 40% yield. When the naphthalene derivative **1b** was used, the expected product **2b** was obtained in 53% yield and its structure was further confirmed by X-ray analysis (CCDC 1993683).^[8]

2-Aryl-pyridines with various electron-donating and electron-withdrawing substituents at the *para* position were thiocyanated (**2c–2j**). When arenes bearing a substituent at the *meta* position (**2k–2n**) were tested, the selective functionalization occurred at the less sterically hindered position.^[9] In the case of **1n**, we were able to decrease the catalyst loading to 15 mol% without alteration of the efficiency of the catalytic system as the product **2n** was obtained in a similar yield (43% yield).



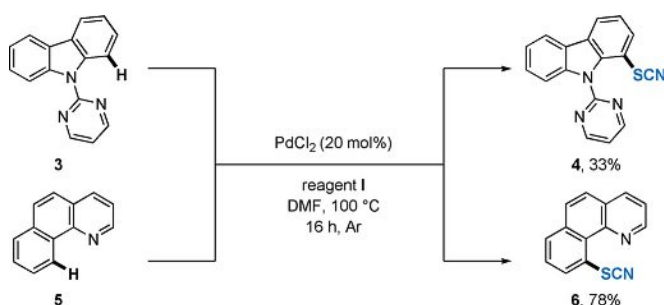
Scheme 2. Scope of the Pd-catalyzed thiocyanation reaction of 2-phenylpyridine derivatives. Reaction conditions: **1** (0.3 mmol), **I** (2 equiv), PdCl₂ (20 mol%), DMF (0.1 M), 100 °C, 16 h, Ar. Isolated yields were provided. [a] Reaction was run on 0.2 mmol scale. [b] Reaction was run on a gram scale. [c] The product was obtained with an inseparable impurity. [d] PdCl₂ (15 mol%), **I** (1.55 equiv). [e] No reaction occurred in the absence of PdCl₂.

Even *ortho*- (**1o**) and *ortho, meta*-disubstituted (**1p**) derivatives were suitable substrates. It must be noted that the transformation was tolerant to halogens (**2f–2h**, **2p**) and fluorinated groups (**2h–2j**), although no reaction was observed with compounds bearing more sensitive functional groups such as alcohol, amine, nitrile.^[9] Pleasingly, when an heteroaromatic substrate namely the 2-(2-thienyl)pyridine was reacted, the methodology furnished the corresponding product **2q** in 41% yield. A control experiment was conducted in the absence of Pd-catalyst using **1p** and **1q** as starting materials and no product was observed, which allowed us to rule out a Friedel–Crafts type reaction. Finally, when substrates bearing a pyrimidine or a pyrazole as directing groups were used, the expected products **2r** and **2s** were obtained in lower yields (44% and 28% yields, respectively).^[10]

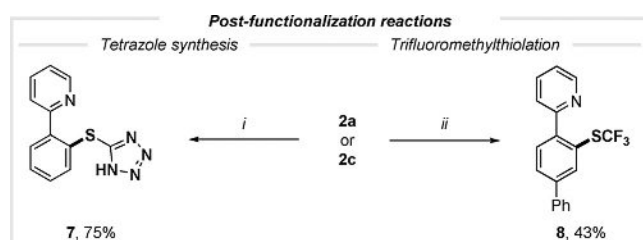
We were pleased to see that our methodology was also applied to the thiocyanation of the *N*-pyrimidine carbazole **3** and the benzo[*h*]quinoline **5**, offering an access to the corresponding products **4** and **6** in 33% and 78% yields, respectively

(Scheme 3). To further demonstrate the synthetic utility of the organothiocyanate compounds,^[5] the SCN residue was easily converted into high value-added groups (Scheme 4).^[9] The tetrazole **7** was synthesized by reacting **2a** with NaN₃ via a [3+2]-cycloaddition reaction.^[11] Then, the trifluoromethylthiolation of the derivative **2c** was carried out using the conditions described by Gooßen,^[12] leading to the corresponding product **8** in 43% yield.

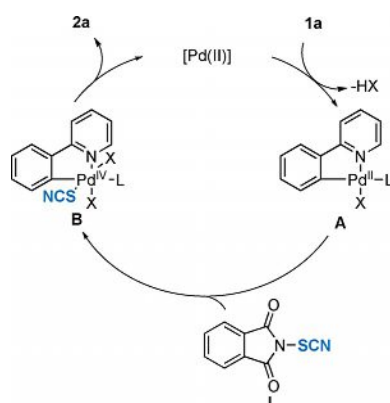
Based on the literature data,^[4d] the following mechanism was suggested (Scheme 5). The metallacycle formation (intermediate **A**) followed by an oxidative addition with the reagent **I**, would provide the Pd^{IV} intermediate **B**. Finally, a final reduc-



Scheme 3. Extension to the thiocyanation of the *N*-pyrimidine carbazole **3** and the benzo[*h*]quinoline **5**. Reaction conditions: **3** or **5** (0.3 mmol), **I** (2 equiv), PdCl₂ (20 mol%), DMF (0.1 M), 100 °C, 16 h, Ar. Isolated yields were provided.



Scheme 4. Post-functionalization reactions. Conditions: *i*. NaN₃ (1.2 equiv), ZnCl₂ (1 equiv), *i*PrOH (0.2 M), 50 °C, 1.5 h. *ii*. TMSCF₃ (2 equiv), Cs₂CO₃ (2 equiv), MeCN (0.1 M), 40 °C, 20 h. See Supporting Information for more details.



Scheme 5. Plausible mechanism. L = ligand.

tive elimination would afford the expected product **2a** and regenerate the catalyst.

In summary, the regioselective Pd-catalyzed directed mono-thiocyanation of 2-phenylpyridine and heteroarene derivatives by C–H bond activation was developed. With this innovative methodology, a panel of aromatic derivatives was functionalized in moderate to good yields (21 examples, up to 78% yield). Finally, the introduction of the thiocyanate group as a “synthetic transformable handle” reinforced the synthetic utility of the depicted method as it opened several possibilities towards a large variety of high value-added compounds. To this end, post-functionalization reactions were smoothly achieved. We believe that this original approach to build up C–SCN bond by C–H bond activation will be useful for the organic chemistry community and will open new avenues towards further investigations regarding the potential of the SCN group.

Acknowledgements

This work was partially supported by Normandie Université (NU), the Région Normandie, the Centre National de la Recherche Scientifique (CNRS), Université de Rouen Normandie (URN), INSA Rouen Normandie, Labex SynOrg (ANR-11-LABX-0029) and Innovation Chimie Carnot (I2C). M.G. and T.B. thank the European Research Council (ERC) under the European Union’s Horizon 2020 research and innovation programme (grant agreement no. 758710). M.-Y.C. thanks the French National Research Agency for a doctoral fellowship (ANR-17-CE07-0038-01). M.G. thanks the Region Normandy for a doctoral fellowship.

Conflict of interest

The authors declare no conflict of interest.

Keywords: C–H activation · homogeneous catalysis · palladium · synthetic methodology · thiocyanation

- [1] For selected reviews, see: a) T. M. Lyons, M. S. Sanford, *Chem. Rev.* **2010**, *110*, 1147–1169; b) R. Jazzar, J. Hitce, A. Renaudat, J. Sofack-Kreutzer, O. Baudoin, *Chem. Eur. J.* **2010**, *16*, 2654–2672; c) K. Engle, T.-S. Mei, M. Wasa, J.-Q. Yu, *Acc. Chem. Res.* **2012**, *45*, 788–802; d) Z. Chen, B. Wang, J. Zhang, W. Yu, Z. Liu, Y. Zhang, *Org. Chem. Front.* **2015**, *2*, 1107–1295; e) *C–H Bond Activation and Catalytic Functionalization II, Topics in Organometallic Chemistry*, Vol. 56, Eds.: P. H. Dixneuf, H. Doucet, (eds), Springer, **2016**; f) G. Pototschnig, N. Maulide, M. Schnürch, *Chem. Eur. J.* **2017**, *23*, 9206–9232; g) C. Sambigiato, D. Schönbauer, R. Blicke, T. Dao-Huy, G. Pototschnig, P. Schaaf, T. Wiesinger, M. F. Zai, J. Wencel-Delord, T. Besset, B. U. W. Maes, M. Schnürch, *Chem. Soc. Rev.* **2018**, *47*, 6603–6743; h) C. Ma, P. Fang, T.-S. Mei, *ACS. Catal.* **2018**, *8*, 7179–7189; i) P. Gandeepan, T. Müller, D. Zell, G. Cera, S. Warratz, L. Ackermann, *Chem. Rev.* **2019**, *119*, 2192–2452; j) For an issue on C–H bond activation, see: *Chem. Rev.* **2017**, *117*, Issue 13, <https://pubs.acs.org/toc/chreay/117/13>; k) A. Dey, S. K. Sinha, T. K. Achar, D. Maiti, *Angew. Chem. Int. Ed.* **2019**, *58*, 10820–10843; *Angew. Chem.* **2019**, *131*, 10934–10958; l) S. Rej, Y. Ano, N. Chatani, *Chem. Rev.* **2020**, *120*, 1788–1887; m) J. Ghorai, P. Anbarasan, *Asian J. Org. Chem.* **2019**, *8*, 430–455.

- [2] For selected reviews, see: a) W. Ma, N. Kaplaneris, X. Fang, L. Gu, R. Mei, L. Ackermann, *Org. Chem. Front.* **2020**, *7*, 1022–1060; b) M. Iwasaki, Y. Nishihara, *Dalton Trans.* **2016**, *45*, 15278–15284; c) C. Song, K. Liu, X.

- Dong, C.-W. Chiang, A. Lei, *Synlett* **2019**, 30, 1149–1163; d) C. Shen, P. Zhang, Q. Sun, S. Bai, T. S. A. Hor, X. Liu, *Chem. Soc. Rev.* **2015**, 44, 291–314; e) J. Li, S. Yang, W. Wu, H. Jiang, *Org. Chem. Front.* **2020**, 7, 1395–1417; f) A. Wimmer, B. König, *Beilstein J. Org. Chem.* **2018**, 14, 54–83; g) P. J. Borpatra, B. Deka, M. L. Deb, P. K. Baruah, *Org. Chem. Front.* **2019**, 6, 3445–3489; h) A. Hosseinian, S. Arshadi, S. Sarhandi, A. Monfared, E. Vessally, *J. Sulfur Chem.* **2019**, 40, 289–311; i) J. Liu, L. Zheng, *Adv. Synth. Catal.* **2019**, 361, 1710–1732; j) W. Guo, K. Tao, W. Tan, M. Zhao, L. Zheng, X. Fan, *Org. Chem. Front.* **2019**, 6, 2048–2066.
- [3] a) L. L. Hegedus, R. W. McCabe in *Catalyst Poisoning*, Marcel Dekker: New York, **1984**; b) J. K. Dunleavy, *Platinum Met. Rev.* **2006**, 50, 110.
- [4] For selected examples using Pd-catalysts, see: a) X. Zhao, E. Dimitrijević, V. M. Dong, *J. Am. Chem. Soc.* **2009**, 131, 3466–3467; b) M. Iwasaki, M. Iyanaga, Y. Tsuchiya, Y. Nishimura, W. Li, Z. Li, Y. Nishihara, *Chem. Eur. J.* **2014**, 20, 2459–2462; c) C. Xu, Q. Shen, *Org. Lett.* **2014**, 16, 2046–2049; d) W. Yin, Z. Wang, Y. Huang, *Adv. Synth. Catal.* **2014**, 356, 2998–3006; e) R. Qiu, V. P. Reddy, T. Iwasaki, N. Kambe, *J. Org. Chem.* **2015**, 80, 367–374; f) X. S. Zhang, G. Li, X. G. Zhang, X. H. Zhang, *Tetrahedron* **2015**, 71, 5458–5464; g) M. Chaitanya, P. Anbarasan, *Org. Lett.* **2018**, 20, 3362–3366; h) L. Gu, X. Fang, Z. Weng, Y. Song, W. Ma, *Eur. J. Org. Chem.* **2019**, 1825–1829; For selected examples using Rh-catalysts, see: i) Y. Yang, W. Hou, L. Qin, J. Du, H. Feng, B. Zhou, Y. Li, *Chem. Eur. J.* **2014**, 20, 416–420; j) S. Yang, B. Feng, Y. Yang, *J. Org. Chem.* **2017**, 82, 12430–12438; k) Y.-S. Kang, P. Zhang, M.-Y. Li, Y.-K. Chen, H.-J. Xu, J. Zhao, W.-Y. Sun, J.-Q. Yu, Y. Lu, *Angew. Chem. Int. Ed.* **2019**, 58, 9099–9103; *Angew. Chem.* **2019**, 131, 9197–9201; For selected examples using Ru-catalysts, see: l) S. Shu, Z. Fan, Q. Yao, A. Zhang, *J. Org. Chem.* **2016**, 81, 5263–5269; m) A. Mandal, S. Dana, H. Sahoo, G. S. Grandhi, M. Baidya, *Org. Lett.* **2017**, 19, 2430–2433; n) W. Ma, Z. Weng, T. Rogge, L. Gu, J. Lin, A. Peng, X. Luo, X. Gou, L. Ackermann, *Adv. Synth. Catal.* **2018**, 360, 704–710; For selected examples using Cu-catalysts, see: o) X. Chen, X. S. Hao, C. E. Goodhue, J.-Q. Yu, *J. Am. Chem. Soc.* **2006**, 128, 6790–6791; p) L. Chu, X. Yue, F. L. Qing, *Org. Lett.* **2010**, 12, 1644–1647; q) L. D. Tran, I. Popov, O. Daugulis, *J. Am. Chem. Soc.* **2012**, 134, 18237–18240; r) H. Jiang, W. Yu, X. Tang, J. Li, W. Wu, *J. Org. Chem.* **2017**, 82, 9312–9320; s) S.-L. Liu, X.-H. Li, T. H. Shi, G.-C. Yang, H.-L. Wang, J.-F. Gong, M.-P. Song, *Eur. J. Org. Chem.* **2017**, 2280–2289; t) Y. Li, Y.-J. Liu, B.-F. Shi, *Adv. Synth. Catal.* **2017**, 359, 4117–4121; For selected examples using Co-catalysts, see: u) T. Gensch, F. J. R. Klauck, F. Glorius, *Angew. Chem. Int. Ed.* **2016**, 55, 11287–11291; *Angew. Chem.* **2016**, 128, 11457–11461; v) M. Yoshida, K. Kawai, R. Tanaka, T. Yoshino, S. Matsunaga, *Chem. Commun.* **2017**, 53, 5974–5977; w) L. Hu, X. Chen, L. Yu, Y. Yu, Z. Tan, G. Zhu, Q. Gui, *Org. Chem. Front.* **2018**, 5, 216–221; x) M. Li, J. J. Wang, *Org. Lett.* **2018**, 20, 6490–6493; For selected examples using Ni-catalysts, see: y) C. Lin, D. Li, B. Wang, J. Yao, Y. Zhang, *Org. Lett.* **2015**, 17, 1328–1331; z) X. Ye, J. L. Petersen, X. Shi, *Chem. Commun.* **2015**, 51, 7863–7866; aa) X. Wang, R. Qiu, C. Yan, V. P. Reddy, L. Zhu, X. Xu, S.-F. Yin, *Org. Lett.* **2015**, 17, 1970–1973; ab) S.-Y. Yan, Y.-J. Liu, B. Liu, Y.-H. Liu, Z.-Z. Zhang, B.-F. Shi, *Chem. Commun.* **2015**, 51, 7341–7344; ac) S.-Y. Yan, Y.-J. Liu, B. Liu, Y.-H. Liu, B.-F. Shi, *Chem. Commun.* **2015**, 51, 4069–4072; ad) K. Yang, Y. Wang, X. Chen, A. A. Kadi, H.-K. Fun, H. Sun, Y. Zhang, H. Lu, *Chem. Commun.* **2015**, 51, 3582–3585; ae) T. Müller, L. Ackermann, *Chem. Eur. J.* **2016**, 22, 14151–14154.
- [5] a) T. Castanheiro, J. Suffert, M. Donnard, M. Gulea, *Chem. Soc. Rev.* **2016**, 45, 494–505; b) X. Qing, Z. Lianyang, F. Gaofeng, J. Chengan, *Chin. J. Org. Chem.* **2019**, 39, 287–300; c) E. A. Ilardi, E. Vitaku, J. T. Njardarson, *J. Med. Chem.* **2014**, 57, 2832–2842; d) A. W. Erian, S. M. Sherif, *Tetrahedron* **1999**, 55, 7957–8140; e) K. Nikoofar, *Chem. Sci. Trans.* **2013**, 2, 691–700; f) M. Mellah, A. Voituriez, E. Schulz, *Chem. Rev.* **2007**, 107, 5133–5209; g) H.-Y. Xiong, X. Pannecoucke, T. Besset, *Org. Chem. Front.* **2016**, 3, 620–624; h) M. Gulea, M. Donnard, *Curr. Green Chem.* **2020**, 7, 201–216.
- [6] For selected examples, see: a) R. G. Guy in *The Chemistry of Cyanates and their Thio Derivatives*, John Wiley & Sons, New York, **1977**; b) B. Bayarmagnai, C. Matheis, K. Jouvin, L. J. Gooßen, *Angew. Chem. Int. Ed.* **2015**, 54, 5753–5756; *Angew. Chem.* **2015**, 127, 5845–5848; c) Z. Zhang, L. S. Liebeskind, *Org. Lett.* **2006**, 8, 4331–4333; d) H.-Y. Xiong, A. Bayle, X. Pannecoucke, T. Besset, *Angew. Chem. Int. Ed.* **2016**, 55, 13490–13494; *Angew. Chem.* **2016**, 128, 13688–13692; e) M. V. Ivanova, A. Bayle, T. Besset, X. Pannecoucke, T. Poisson, *Angew. Chem. Int. Ed.* **2016**, 55, 14141–14145; *Angew. Chem.* **2016**, 128, 14347–14351; f) M. V. Ivanova, A. Bayle, T. Besset, X. Pannecoucke, T. Poisson, *Chem. Eur. J.* **2017**, 23, 17318–17338; g) M. V. Ivanova, A. Bayle, X. Pannecoucke, T. Besset, T. Poisson, *Eur. J. Org. Chem.* **2017**, 2475–2480; h) J. Wang, H.-Y. Xiong, E. Petit, L. Bailly, X. Pannecoucke, T. Poisson, T. Besset, *Chem. Commun.* **2019**, 55, 8784–8787; i) F. Petit-Cancelier, B. François, X. Pannecoucke, S. Couve-Bonnaire, T. Besset, *Adv. Synth. Catal.* **2020**, 362, 760–764; j) Y. Ou, L. J. Gooßen, *Asian J. Org. Chem.* **2019**, 8, 650–653.
- [7] a) H.-Y. Xiong, T. Besset, D. Cahard, X. Pannecoucke, *J. Org. Chem.* **2015**, 80, 4204–4212; b) Q. Zhao, T. Poisson, X. Pannecoucke, J.-P. Bouillon, T. Besset, *Org. Lett.* **2017**, 19, 5106–5109; c) Q. Zhao, M.-Y. Chen, T. Poisson, X. Pannecoucke, J.-P. Bouillon, T. Besset, *Eur. J. Org. Chem.* **2018**, 6167–6175; d) A. Bouchard, V. Kairouz, M. Manneveau, H.-Y. Xiong, T. Besset, X. Pannecoucke, H. Lebel, *J. Flow Chem.* **2019**, 9, 9–12; e) M.-Y. Chen, X. Pannecoucke, P. Jubault, T. Besset, *J. Org. Chem.* **2019**, 84, 13194–13202.
- [8] Deposition number 1993683 contains the supplementary crystallographic data for this paper. These data are provided free of charge by the joint Cambridge Crystallographic Data Centre and Fachinformationszentrum Karlsruhe Access Structures service.
- [9] See the Supporting Information for more details.
- [10] Other directing groups such as imines or weakly coordinating directing groups (amides, esters...) were inefficient in this transformation.
- [11] S. Vorona, T. Artamonova, Y. Zevatskii, L. Myznikov, *Synthesis* **2014**, 46, 781–786.
- [12] K. Jouvin, C. Matheis, L. J. Gooßen, *Chem. Eur. J.* **2015**, 21, 14324–14327.

Manuscript received: July 28, 2020

Revised manuscript received: August 18, 2020

Accepted manuscript online: August 24, 2020

Version of record online: November 3, 2020