



HAL
open science

A cure for instabilities due to advection-dominance in POD solution to advection-diffusion-reaction equations

Mejdi Azaïez, Tomás Chacón, Samuele Rubino

► **To cite this version:**

Mejdi Azaïez, Tomás Chacón, Samuele Rubino. A cure for instabilities due to advection-dominance in POD solution to advection-diffusion-reaction equations. *Journal of Computational Physics*, 2021, 425, pp.109916. 10.1016/j.jcp.2020.109916 . hal-03000327

HAL Id: hal-03000327

<https://hal.science/hal-03000327>

Submitted on 11 Nov 2020

HAL is a multi-disciplinary open access archive for the deposit and dissemination of scientific research documents, whether they are published or not. The documents may come from teaching and research institutions in France or abroad, or from public or private research centers.

L'archive ouverte pluridisciplinaire **HAL**, est destinée au dépôt et à la diffusion de documents scientifiques de niveau recherche, publiés ou non, émanant des établissements d'enseignement et de recherche français ou étrangers, des laboratoires publics ou privés.

A cure for instabilities due to advection-dominance in POD solution to advection-diffusion-reaction equations

Mejdi Azaïez ^{*}, Tomás Chacón Rebollo [†], Samuele Rubino [‡]

October 29, 2020

Abstract

In this paper, we propose to improve the stabilized POD-ROM introduced in [48] to deal with the numerical simulation of advection-dominated advection-diffusion-reaction equations. In particular, we propose a three-stage stabilizing strategy that will be very useful when considering very low diffusion coefficients, i.e. in the strongly advection-dominated regime. This approach mainly consists in three ingredients: (1) the addition of a “streamline diffusion” stabilization term to the governing projected equations, (2) the modification of the correlation matrix defining the POD modes associated to the advection stabilization term, and (3) an a-posteriori stabilization scheme. Numerical studies are performed to discuss the accuracy and performance of the new method in handling strongly advection-dominated cases.

Keywords: finite element method, filtered advection stabilization, a-posteriori stabilization, proper orthogonal decomposition, reduced order models, convection-dominated flows.

1 Introduction

Reduced Order Models (ROMs) applied to numerical design in modern engineering are a tool that is wide-spreading in the scientific community in the recent years in order to solve complex realistic multi-parameters, multi-physics and multi-scale problems, where classical methods such as Finite Difference (FD), Finite Element (FE) or Finite Volume (FV) methods would require up to billions of unknowns. On the contrary, ROMs are based on a mathematically rigorous offline/online strategy, and the latter requires a reduced number of unknowns, which allows to face control, optimization, prediction and data analysis problems in almost real-time, that is, ultimately, a major goal for industrial applications. The reduced order modeling offline strategy relies on proper choices for data sampling and construction of the reduced basis (cf. [34]), which will be used then in the online phase, where a proper choice of the reduced model describing the dynamics of the system is needed. The key feature of ROMs is their capability to highly speedup computations, and thus drastically reduce the computational cost of numerical simulations, without compromising too much the physical accuracy of the solution from the engineering point of view.

^{*}Institut Polytechnique de Bordeaux, Laboratoire I2M CNRS UMR5295, France azaiez@enscbp.fr

[†]Departamento EDAN & IMUS, Universidad de Sevilla, Spain chacon@us.es

[‡]Departamento EDAN & IMUS, Universidad de Sevilla, Spain samuele@us.es

Among the most popular ROMs approaches, Proper Orthogonal Decomposition (POD) strategy provides optimal (from the energetic point of view) basis or modes to represent the dynamics from a given database (snapshots) obtained by a full-order system. Onto these reduced bases, a Galerkin projection of the governing equations can be employed to obtain a low-order dynamical system for the basis coefficients. The resulting low-order model is named standard POD-ROM, which thus consists in the projection of high-fidelity (full-order) representations of physical problems onto low-dimensional spaces of solutions, with a dramatically reduced dimension. These low-dimensional spaces are capable of capturing the dominant characteristics of the solution, their main advantage being that the computations in the low-dimensional space can be done at a reduced computational cost. This has led researchers to apply POD-ROMs to a variety of physical and engineering problems, including Computational Fluid Dynamics (CFD) problems in order to model advection-diffusion equations [25, 26], see e.g. [27, 28], and the Navier–Stokes Equations (NSE), see e.g. [11, 12, 17, 29, 42, 46, 57]. Once applied to the physical problem of interest, POD-ROMs can be used to solve engineering problems such as shape optimization [5, 32] and flow control [6, 15, 31, 55].

Although POD-ROMs can be very computationally efficient and relatively accurate in some flow configurations, they also present several drawbacks. For instance, for model reduction purposes, one only keeps few modes that are associated to the large eddies of the flow, which should be sufficient to give a good representation of the kinetic energy of the flow, due to the energetic optimality of the POD basis functions. However, the main amount of viscous dissipation takes place in the small eddies represented by basis functions that are not taken into account, and thus the leading reduced order system is not able to dissipate enough energy. So, although the disregarded modes do not contain a significant amount of kinetic energy, they have a significant role in the dynamics of the reduced order system. It is then necessary to close the POD-ROMs by modeling the interaction between the computed and the unresolved modes. This problem establishes a parallelism to Large Eddy Simulations (LES) [50] of turbulent flows, where the effect of the smallest flow structures on the largest ones is modeled. Since these are also in non-linear interactions, a proper non-linear efficient and accurate closure model should be proposed also in the POD context, considering that in this context the concepts of energy cascade and locality of energy transfer are still valid [23]. To prevent the loss of accuracy of POD-ROMs due to cutting out the POD modes corresponding to the viscous scales, various approaches have been proposed, both based on physical insights (cf., e.g., the survey in [57]), and numerical stabilization techniques (cf. [11, 12, 13, 14, 30, 38]). We emphasize, however, that reduced order closure modeling and stabilization are two related, yet different issues. For example, if one considers a linear problem like the advection-diffusion-reaction problem investigated in the present manuscript, one could choose the solution norm and construct POD basis functions that are orthogonal in that norm. In that case, there would be no reduced order closure problem (in the corresponding inner product). Nevertheless, in the advection-dominated regime, the reduced order numerical stabilization would still be relevant, especially for low diffusion coefficients. On the other hand, the main goal of reduced order closure modeling is to increase the accuracy of ROMs, having some effect on their numerical stability too. Indeed, in order to increase the ROMs accuracy, reduced order closure models usually add numerical dissipation. This numerical dissipation aims at increasing the physical accuracy (i.e., matching the Kolmogorov energy cascade), and also allows to address numerical instabilities due to the truncation in Galerkin models [47].

To address this issue, in [48] a Streamline Derivative projection-based strategy for the nu-

merical stabilization of POD-ROMs (SD-POD-ROM) has been introduced. The proposed model has been numerically analyzed for advection-diffusion-reaction equations, by mainly deriving the corresponding error estimates. Some preliminary numerical tests have been performed in [48] for a moderate Péclet number, showing the efficiency of the proposed method, as well as the increased accuracy over the standard POD-ROM that discovers its well-known limitations very soon in the numerical settings considered, i.e. for moderately low diffusion coefficients.

In this paper, we aim to improve this approach by proposing a three-stage stabilizing strategy that will be very useful when considering very low diffusion coefficients, i.e. in the strongly advection-dominated regime. This approach mainly consists in three ingredients: (1) the addition of a “streamline diffusion” stabilization term to the governing projected equations, (2) the modification of the correlation matrix defining the POD modes associated to the advection stabilization term, and (3) an a-posteriori stabilization scheme. Parallel and independently to the current paper, a SUPG-POD-ROM combined with isogeometric analysis has been very recently proposed and analyzed in [45] to address, similarly to the present study, advection-dominated advection-diffusion-reaction problems. The latter and the present study independently perform a numerical investigation of two different stabilization POD-ROMs to address advection-dominance in POD solution to advection-diffusion-reaction equations.

The rest of the paper is organized as follows: in section 2, we briefly describe the POD methodology and introduce the SD-POD-ROM for advection-diffusion-reaction problems. In section 3, we describe the process of a-posteriori stabilization in a general framework and how to apply it to the considered problems. Numerical studies are performed in section 4 to discuss the accuracy and efficiency of our method in handling strongly advection-dominated cases, and also its robustness for long time integrations on periodic systems. Finally, section 5 presents the main conclusions of this work and future research directions.

2 Streamline derivative projection-based POD-ROM

In this paper, the proposed stabilization is preliminary analyzed and tested for the POD-ROM numerical approximation of advection-dominated advection-diffusion-reaction problems of the form:

$$(2.1) \quad \begin{cases} \partial_t u + \mathbf{b} \cdot \nabla u - \nu \Delta u + g u &= f & \text{in } \Omega \times (0, T), \\ u &= 0 & \text{on } \Gamma \times (0, T), \\ u(\mathbf{x}, 0) &= u^0(\mathbf{x}) & \text{in } \Omega, \end{cases}$$

where \mathbf{b} is the given advective field, $\nu \ll 1$ the diffusion parameter, g the reaction coefficient, f the forcing term, Ω the computational domain in \mathbb{R}^d , $d = 2$ or 3 , $t \in [0, T]$, with T the final time, and u^0 the initial condition. For the sake of simplicity, we have imposed homogeneous Dirichlet boundary conditions on the whole boundary $\Gamma = \partial\Omega$.

To define the weak formulation of problem (2.1), let us consider the space:

$$X = H_0^1 = \{v \in H^1(\Omega) : v = 0 \text{ on } \Gamma\},$$

where H^1 is the usual Sobolev space [16].

We shall consider the following variational formulation of (2.1):

$$(2.2) \quad \text{Find } \mathbf{u} : (0, T) \longrightarrow \mathbf{X} \text{ such that} \\ \frac{d}{dt}(u, v) + (\mathbf{b} \cdot \nabla u, v) + \nu(\nabla u, \nabla v) + g(u, v) = (f, v) \quad \forall v \in X,$$

where (\cdot, \cdot) stands for the L^2 -inner product in Ω .

In order to give a FE approximation of (2.2), let $\{\mathcal{T}_h\}_{h>0}$ be a family of affine-equivalent, conforming (i.e., without hanging nodes) and regular triangulations of $\bar{\Omega}$, formed by triangles or quadrilaterals ($d = 2$), tetrahedra or hexahedra ($d = 3$). For any mesh cell $K \in \mathcal{T}_h$, its diameter will be denoted by h_K and $h = \max_{K \in \mathcal{T}_h} h_K$. We consider $X^h \subset X$ a suitable FE space. The FE approximation of (2.2) can be written as follows:

Find $u_h \in X^h$ such that

$$(2.3) \quad \frac{d}{dt}(u_h, v_h) + (\mathbf{b} \cdot \nabla u_h, v_h) + \nu(\nabla u_h, \nabla v_h) + g(u_h, v_h) = (f, v_h) \quad \forall v_h \in X^h.$$

It is well-known that, in the case of low diffusion coefficient $\nu \ll 1$, the standard Galerkin method (2.3) is generally unstable and leads to globally polluted solutions presenting strong spurious oscillations. In this paper, we thus propose to first consider an offline stabilization procedure, which becomes necessary to deal with the numerical instabilities of the Galerkin method and to generate the snapshots for the online phase with a reasonable accuracy. In particular, we consider a simplification of the Streamline Derivative-based (SD-based) approach used by Knobloch and Lube (see [43]) in the FE context, which only acts on the high frequencies of the advective derivative. This approach consists in adding a filtered advection stabilization term by basically following the streamlines to prevent spurious instabilities due to dominant advection, but using a simple interpolation operator on a continuous buffer FE space instead of a local projection operator on a discontinuous enriched FE space (see [1] for more details). This stabilization term acts on the high frequency component (main responsible for numerical oscillations) of the advection/streamline derivative, which seems to be a natural choice when dealing especially with strongly advection-dominated configurations. This method falls into the class of Local Projection Stabilization (LPS) methods (cf. [2, 4]).

To briefly recall this approach, assume that the discrete space X^h is formed by piecewise polynomial functions of degree $m \geq 2$, e.g. $X^h = P_m \cap X$, where P_m denotes the space of continuous functions whose restriction to each mesh cell $K \in \mathcal{T}_h$ is the Lagrange polynomial of degree less than or equal to m . We define the scalar product:

$$(\cdot, \cdot)_\tau : L^2(\Omega) \times L^2(\Omega) \rightarrow \mathbb{R}, \quad (v, w)_\tau = \sum_{K \in \mathcal{T}_h} \tau_K (v, w)_K,$$

and its associated norm:

$$\|v\|_\tau = (v, v)_\tau^{1/2},$$

where for any $K \in \mathcal{T}_h$, τ_K is in general a positive local stabilization parameter. The working expression for τ_K used in this context, designed by asymptotic scaling arguments, is:

$$\tau_K = \left[c_1 \frac{\nu}{h_K^2} + c_2 \frac{\|\mathbf{b}\|_\infty}{h_K} + c_3 g \right]^{-1},$$

where c_1 , c_2 and c_3 are positive algorithmic constants (see [48] for more details).

The LPS method by interpolation applied to advection-diffusion-reaction equations is stated by:

Find $u_h \in X^h$ such that

$$(2.4) \quad \begin{cases} \frac{d}{dt}(u_h, v_h) + (\mathbf{b} \cdot \nabla u_h, v_h) + (\pi'_h(\mathbf{b} \cdot \nabla u_h), \pi'_h(\mathbf{b} \cdot \nabla v_h))_\tau \\ + \nu(\nabla u_h, \nabla v_h) + g(u_h, v_h) = (f, v_h) \quad \forall v_h \in X^h, \end{cases}$$

where $\pi'_h = Id - \pi_h$ is the “fluctuation operator”, with Id the identity operator and π_h a locally stable interpolation operator from $L^2(\Omega)$ onto a projection space D_h defined on the same mesh \mathcal{T}_h and formed by continuous FE (e.g., $D_h = P_{m-1}$), satisfying optimal error estimates (cf. [21]). In practical implementations, we choose π_h as a Scott–Zhang-like [51] linear interpolation operator in the space P_1 (since we consider P_2 as FE solution space), implemented in the software FreeFem++ [33]. This interpolant may be defined as:

$$\forall x \in \Omega, \quad \pi_h(v)(x) = \sum_{a \in \mathcal{N}} \mathcal{I}_h(v)(a) \psi_a(x),$$

where \mathcal{N} is the set of Lagrange interpolation nodes of P_1 , ψ_a are the Lagrange basis functions associated to \mathcal{N} , and \mathcal{I}_h is the interpolation operator by local averaging of Scott–Zhang kind, which coincides with the standard nodal Lagrange interpolant when acting on continuous functions (cf. [21], section 4).

2.1 Proper orthogonal decomposition reduced order model

For the report to be self-contained, this section briefly presents the computation of a basis for ROMs with POD. For more details, the reader is referred to [22, 35, 52, 53, 56].

We first present the continuous version of POD method. Consider a function $u(\mathbf{x}, t) : \Omega \times [0, T] \rightarrow \mathbb{R}$, and $r \in \mathbb{N}$. Then, the goal of POD consists in finding the set of orthonormal POD basis $\{\varphi_1, \dots, \varphi_r\}$ that deliver the best approximation:

$$(2.5) \quad \min \left\| \left\| u(\mathbf{x}, t) - \sum_{i=1}^r (u(\mathbf{x}, t), \varphi_i)_{\mathcal{H}} \varphi_i \right\|_{L^2(0, T; \mathcal{H})} \right\|^2,$$

in a real Hilbert space \mathcal{H} . Although \mathcal{H} can be any real Hilbert space, in what follows we consider $\mathcal{H} = L^2(\Omega)$, with induced norm $\|\cdot\| = (\cdot, \cdot)^{1/2} = \left(\int_{\Omega} |\cdot|^2 \right)^{1/2}$. Thus, the $L^2(0, T; L^2(\Omega))$ norm is used, since it is directly related to the kinetic energy of the flow field.

In the framework of the numerical solution of Partial Differential Equations (PDEs), u is usually given at a finite number of times t_0, \dots, t_N , the so-called *snapshots*. Let us consider an ensemble of snapshots $\chi = \text{span} \{u(\cdot, t_0), \dots, u(\cdot, t_N)\}$, which is a collection of data from either numerical simulation results or experimental observations at time $t_n = n\Delta t$, $n = 0, 1, \dots, N$ and $\Delta t = T/N$. Then, usually an approximation of the error in the square of the $L^2(0, T)$ norm is considered, e.g., by a modification of the composite trapezoidal rule. Thus, in its discrete version (method of snapshots), the POD method seeks a low-dimensional basis $\{\varphi_1, \dots, \varphi_r\}$ that optimally approximates the snapshots in the following sense, see for instance [44]:

$$(2.6) \quad \min \frac{1}{N+1} \sum_{n=0}^N \left\| u(\cdot, t_n) - \sum_{i=1}^r (u(\cdot, t_n), \varphi_i) \varphi_i \right\|^2,$$

subject to the condition $(\varphi_j, \varphi_i) = \delta_{ij}$, $1 \leq i, j \leq r$, where δ_{ij} is the Kronecker delta. To solve the optimization problem (2.6), one can consider the eigenvalue problem:

$$(2.7) \quad K \mathbf{z}_i = \lambda_i \mathbf{z}_i, \text{ for } 1, \dots, r,$$

where $K \in \mathbb{R}^{(N+1) \times (N+1)}$ is the snapshots correlation matrix with entries:

$$(2.8) \quad K_{mn} = \frac{1}{N+1} (u(\cdot, t_n), u(\cdot, t_m)), \text{ for } m, n = 0, \dots, N,$$

\mathbf{z}_i is the i -th eigenvector, and λ_i is the associated eigenvalue. The eigenvalues are positive and sorted in descending order $\lambda_1 \geq \dots \geq \lambda_r > 0$. It can be shown that the solution of (2.6), i.e. the POD basis, is given by:

$$(2.9) \quad \varphi_i(\cdot) = \frac{1}{\sqrt{\lambda_i}} \frac{1}{\sqrt{N+1}} \sum_{n=0}^N (\mathbf{z}_i)_n u(\cdot, t_n), \quad 1 \leq i \leq r,$$

where $(\mathbf{z}_i)_n$ is the n -th component of the eigenvector \mathbf{z}_i . It can also be shown that the following POD error formula holds [35, 44]:

$$(2.10) \quad \frac{1}{N+1} \sum_{n=0}^N \left\| u(\cdot, t_n) - \sum_{i=1}^r (u(\cdot, t_n), \varphi_i) \varphi_i \right\|^2 = \sum_{i=r+1}^M \lambda_i,$$

where M is the rank of χ .

We consider the following space for the POD setting:

$$X^r = \text{span} \{ \varphi_1, \dots, \varphi_r \}.$$

Remark 2.1. *Since, as shown in (2.9), the POD modes are linear combinations of the snapshots, the POD modes satisfy the boundary conditions in (2.1). This is because of the particular choice we have made at the beginning to work with homogeneous Dirichlet boundary conditions. In general, one has to manipulate the snapshots set. This is the case, for instance, of steady-state non-homogeneous Dirichlet boundary conditions, for which is preferable to consider a proper lift in order to generate POD modes for the lifted snapshots, satisfying homogeneous Dirichlet boundary conditions. This would lead to work with centered-trajectory method in the POD-ROMs setting [30]. One can also implement boundary conditions in ROMs constructed using continuous projection weakly, see [41] for more details on this issue.*

In the form it has been presented so far, POD seems to be a bivariate data compression or reduction technique, see e.g. [10]. Indeed, equation (2.6) says that the POD basis is the best possible approximation of order r of the given data set. In order to make POD a predictive tool, one couples the POD with the Galerkin procedure. This, in turn, yields a reduced order system, i.e., a dynamical system that represents the evolution in time of the Galerkin truncation. Thus, the Galerkin POD-ROM uses both Galerkin truncation and Galerkin projection. The former yields an approximation of the solution by a linear combination of the truncated POD basis:

$$(2.11) \quad u(\mathbf{x}, t) \approx u_r(\mathbf{x}, t) = \sum_{i=1}^r a_i(t) \varphi_i(\mathbf{x}),$$

where $\{a_i(t)\}_{i=1}^r$ are the sought time-varying coefficients representing the POD-Galerkin trajectories. Note that $r \ll \mathcal{N}^{dof}$, where \mathcal{N}^{dof} denotes the number of degrees of freedom (d.o.f.) in a full order simulation (e.g., DNS). Replacing u with u_r in (2.1), using the Galerkin method, and projecting the resulted equations onto the space X^r , one obtains the standard POD-ROM:

$$(2.12) \quad \frac{d}{dt}(u_r, \varphi_r) + (\mathbf{b} \cdot \nabla u_r, \varphi_r) + \nu(\nabla u_r, \nabla \varphi_r) + (g u_r, \varphi_r) = (f, \varphi_r) \quad \forall \varphi_r \in X^r.$$

Despite its appealing computational efficiency, the standard POD-ROM (2.12) has generally been limited to diffusion-dominated configurations. To overcome this restriction, we draw inspiration from the FE context, where stabilized formulations, such as (2.4) for instance, have been developed to deal with the numerical instabilities of the Galerkin method in advection-dominated configurations.

2.2 Streamline derivative projection-based method

For ease of reading, we recall hereafter the approach leading to the SD-POD-ROM originally introduced and numerically analyzed in [48]. Let us introduce the POD space:

$$\widehat{X}^r = \text{span} \{ \widehat{\varphi}_1, \dots, \widehat{\varphi}_r \},$$

where $\widehat{\varphi}_i$, $i = 1, \dots, r$, are the POD modes associated to \widehat{K} , defined as the snapshots correlation matrix with entries:

$$(2.13) \quad \widehat{K}_{mn} = \frac{1}{N+1} (\mathbf{b} \cdot \nabla u(\cdot, t_n), \mathbf{b} \cdot \nabla u(\cdot, t_m)), \quad \text{for } m, n = 0, \dots, N.$$

Note that for classical POD modes associated to the standard correlation matrix K_{mn} , there already exists a theory on convergence rates and error bounds for POD expansions of parameterized solutions of heat equations, see e.g. [7, 8, 9]. With co-authors of the referred works, following the guidelines given there, we aim to derive a similar analysis for POD modes associated to the advection correlation matrix \widehat{K}_{mn} defined in (2.13).

We consider the L^2 -orthogonal projection on \widehat{X}^r , $P_r : L^2(\Omega) \rightarrow \widehat{X}^r$, defined by:

$$(2.14) \quad (u - P_r u, \widehat{\varphi}_r) = 0, \quad \forall \widehat{\varphi}_r \in \widehat{X}^r.$$

Let $P_r' = Id - P_r$. We propose the Streamline Derivative projection-based POD-ROM (SD-POD-ROM) for (2.1):

$$(2.15) \quad \begin{cases} \frac{d}{dt}(u_r, \varphi_r) + (\mathbf{b} \cdot \nabla u_r, \varphi_r) + (P_r'(\mathbf{b} \cdot \nabla u_r), P_r'(\mathbf{b} \cdot \nabla \varphi_r))_\tau \\ + \nu(\nabla u_r, \nabla \varphi_r) + (g u_r, \varphi_r) = (f, \varphi_r) \quad \forall \varphi_r \in X^r. \end{cases}$$

We introduce the bilinear form $A(u, v) = (\mathbf{b} \cdot \nabla u, v) + (P_r'(\mathbf{b} \cdot \nabla u), P_r'(\mathbf{b} \cdot \nabla v))_\tau + \nu(\nabla u, \nabla v) + (g u, v)$. The SD-POD-ROM (2.15) with a backward Euler time discretization reads:

$$(2.16) \quad \frac{1}{\Delta t}(u_r^{n+1} - u_r^n, \varphi_r) + A(u_r^{n+1}, \varphi_r) = (f^{n+1}, \varphi_r) \quad \forall \varphi_r \in X^r.$$

Remark 2.2. In [48], we have proved that the solution of the fully discretized SD-POD-ROM (2.16) is stable and converges to the solution of the continuous problem (2.2). In particular, we have proved error estimates that are uniform with respect to the diffusion coefficient, which is extremely relevant when advection-dominated problems are considered, like in this work.

Remark 2.3. When $\tau_K = 0$ for any $K \in \mathcal{T}_h$, the SD-POD-ROM (2.15) coincides with the standard POD-ROM (2.12), since no numerical dissipation is introduced. Also, note that in this paper we directly consider the projection over the same number r of POD modes retained for the ROMs solution. Indeed, due to the slow convergence of the POD eigenvalues associated to the advection correlation matrix \widehat{K}_{mn} in case of very low diffusion (see section 4) and the fact that error estimates for the SD-POD-ROM are directly proportional to them (cf. [48], Theorem 2.11), this improves results obtained by projecting over a number $R < r$, as initially proposed in [48].

Remark 2.4. Note that the SD-POD-ROM (2.15) rather differs from the VMS-POD-ROM introduced in [36]. Indeed, in [36], a gradient-based model for the standard POD-ROM is considered, which adds artificial viscosity by a term of the form:

$$\alpha(\bar{P}'_R(\nabla u_r), \bar{P}'_R(\nabla \varphi_r)),$$

being α a constant eddy viscosity coefficient, and $\bar{P}'_R = Id - \bar{P}_R$, with \bar{P}_R the L^2 -orthogonal projection on the POD space defined by $\text{span}\{\nabla\varphi_1, \dots, \nabla\varphi_R\}$, $R < r$, making it applicable just to H^1 -POD basis (here, L^2 -POD basis is used), for which the decay of POD eigenvalues is rather slow in presence of strongly advection-dominated configurations (similar to the decay of POD eigenvalues associated to the advection correlation matrix (2.13), see, e.g., figures 12, 18), and this leads to higher POD errors [37]. On the contrary, in the present work, we are adding an advection stabilization term, by just following the streamlines, which seems to be a more natural choice when dealing especially with strongly advection-dominated regimes. We emphasize that the POD modes for the advection correlation matrix (2.13) are only used to construct the advection stabilization term through (2.14). This clearly differentiates the present work with respect to [36].

Also, the SD-POD-ROM (2.15) is different from the SUPG-POD-ROM introduced in [30], since the former does not involve the full residual (only a streamline derivative stabilization term is introduced), thus presenting a simpler and cheaper structure for practical implementations such as to perform the numerical analysis, and also uses a projection-stabilized structure, which allows to act only on the high frequency components of the advective derivative: this guarantees an extra-control on them that prevents high-frequency oscillations without polluting the large scale components of the approximation for advection-dominated problems (cf. [48], Lemma 2.7). We emphasize, however, that the SD-POD-ROM (2.15) is not fully consistent, but verifies optimal error estimates (cf. [48]). Instead, the SUPG-POD-ROM introduced in [30] retains numerical consistency, in the sense that the continuous solution exactly satisfies the discrete equations, whenever it is smooth enough. In terms of computational cost, the offline phase of the SUPG-POD-ROM is more expensive than the one of the SD-POD-ROM, since the former is fully residual-based, while the online phase is almost comparable. In terms of accuracy, both methods give similar reliable results (see section 4), especially when combined with a-posteriori stabilization described herein.

3 A-posteriori stabilization

To describe the process of a-posteriori stabilization in a general framework, let us consider an elliptic variational problem:

$$(3.1) \quad \text{Find } x \in X \text{ such that } b(x, w) = l(w) = \langle f, w \rangle, \quad \forall w \in X,$$

where X is a Hilbert space. The form b is defined on $X \times X$ and $l \in X'$, being X' the topological dual of X . Consider a family of sub-spaces of finite dimension of X , $\{X_i\}_{i \in \mathcal{I}}$, for some set of indices \mathcal{I} . Let us assume that we solve problem (3.1) by the Galerkin method on X_i :

$$(3.2) \quad \text{Find } x_i \in X_i \text{ such that } b(x_i, w_i) = l(w_i), \quad \forall w_i \in X_i.$$

Assume that the space X_i is decomposed into $X_i = Y_i \oplus Z_i$, where Y_i and Z_i are subspaces of X_i . Let $x_i = y_i + z_i$ be the unique decomposition that x_i admits with $y_i \in Y_i$ and

$z_i \in Z_i$. Problem (3.2) may be recast as a variational problem for the only unknown y_i , as follows. Denote by \mathcal{A} the operator from X on X' defined by the form b ; that is for $v \in X$, $\mathcal{A}v$ is the element of X' defined by:

$$\langle \mathcal{A}v, w \rangle = b(v, w), \quad \forall w \in X.$$

Denote by $\mathcal{R}_i : X' \mapsto Z_i$ the “static condensation” operator on Z_i generated by the form b , defined for $\varphi \in X'$ by:

$$b(\mathcal{R}_i(\varphi), w_i) = \langle \varphi, w_i \rangle, \quad \forall w_i \in Z_i.$$

Let us introduce the “condensed” variational formulation to problem (3.2). To do so, we consider the operators b_c and l_c as:

$$b_c(y, v) = b(y, v) - b(\mathcal{R}_i(\mathcal{A}^*v), \mathcal{R}_i(\mathcal{A}y)), \quad l_c(v) = l(v) - b(\mathcal{R}_i(\mathcal{A}^*v), \mathcal{R}_i(f)), \quad \forall y, v \in X,$$

where \mathcal{A}^* denotes the adjoint of the operator \mathcal{A} . The “condensed” variational formulation to problem (3.2) reads:

$$(3.3) \quad \text{Find } y_i \in X_i \text{ such that } b_c(y_i, v_i) = l_c(v_i), \quad \forall v_i \in Y_i.$$

We next introduce the following definition:

Definition 3.1. *The family of finite-dimensional spaces $\{(Y_i, Z_i)\}_{i \in \mathcal{I}}$, where \mathcal{I} is a set of indices, is called to satisfy the saturation property if there exists a constant $\alpha > 0$ such that*

$$\|y_i\|_X + \|z_i\|_X \leq \alpha \|x_i + y_i\|_X, \quad \forall y_i \in Y_i, z_i \in Z_i, \quad \forall i \in \mathcal{I}.$$

The saturation property can be viewed as an inverse triangular inequality. It can be readily proved that this property is equivalent to the existence of some constant $\beta > 0$ such that

$$(3.4) \quad |(y_i, z_i)_X| \leq (1 - \beta) \|y_i\|_X \|z_i\|_X, \quad \forall y_i \in Y_i, z_i \in Z_i;$$

actually we may take $\beta = \frac{2}{\alpha^2}$. Then, we can interpret the saturation property in the sense that the angle between spaces Y_i and Z_i , defined by

$$\arccos \left(\sup_{y_i \in Y_i \setminus \{0\}, z_i \in Z_i \setminus \{0\}} \frac{(y_i, z_i)_X}{\|y_i\|_X \|z_i\|_X} \right)$$

is uniformly bounded from below by a positive angle, with respect to $i \in \mathcal{I}$.

Remark 3.2. *Note that the argument of saturation property, applied here for the first time, up to our knowledge, to POD-ROM approximations to propose a cure for instabilities due to advection-dominance in POD solution to advection-diffusion-reaction equations, gave also a mathematical argument to perform the numerical analysis of recently proposed stabilization POD-ROMs [24, 49] that take into account the pressure instability for incompressible flows governed by the NSE.*

Then, it holds (cf. [20]):

Theorem 3.3. *Assume that the spaces Y_i and Z_i satisfy $Y_i \cap Z_i = \emptyset$. Then:*

1. *Let $x_i = y_i + z_i$ be the unique decomposition that x_i admits with $y_i \in Y_i$ and $z_i \in Z_i$. Then, x_i is the solution of the Galerkin method (3.2) if and only if y_i is the solution of the “condensed” variational formulation (3.3), and $z_i = \mathcal{R}_i(l - \mathcal{A}(y_i))$.*

2. Assume, in addition, that the family of pairs of spaces $\{(Y_i, Z_i)\}_{i \in \mathcal{I}}$ satisfies the saturation property. Then, there exists a constant $C > 0$ such that

$$(3.5) \quad \|y_i\|_X + \|z_i\|_X \leq C \|l\|_{X'}, \quad \|c_i\|_X \leq C \|l\|_{X'},$$

where $c_i = \mathcal{R}_i(\mathcal{A}(y_i))$.

We may take advantage of this result to set up an a-posteriori stabilization procedure for the Galerkin solution of steady advection-reaction-diffusion equation. In this case, the framework Hilbert space is $X = H_0^1(\Omega)$. Assume that the space Y_i contains in some sense the large scales (or low frequency) component of the space X_i . For instance, if X_i is a FE space constructed on a grid of a given diameter, Y_i could be a FE subspace of X_i constructed on a grid with a larger diameter, or with polynomials of lower degree. Also, if X_i is a POD space, then Y_i could be a subspace formed by a truncated set of basis functions of low frequency. In both cases, Z_i will be a space containing the small scales (or high frequency) components of the space X_i .

In this framework, c_i is a representation on Z_i (by means of the static condensation operator) of the small-scale components of the advection-diffusion-reaction operator \mathcal{A} acting on the large-scale component y_i of the solution x_i . Due to the second estimate in (3.5), c_i is uniformly bounded in X norm. We interpret this bound as an a-posteriori stabilization effect.

The stabilization effect largely depends on the actual choice for spaces Y_i and Z_i . For instance, for one-dimensional steady advection-diffusion equations with constant advection velocity, diffusion and forcing term, this choice may be made optimal when X_i is formed by piecewise affine finite elements, as follows. Assume that the space X_i is built on a grid of grid size h , \mathcal{T}_h . The subspace Y_i is formed by piecewise affine finite elements on a grid with double grid size $2h$, \mathcal{T}_{2h} . Then, there is a *unique* subspace Z_i such that the solution y_i of the condensed variational formulation (3.3) coincides with the exact solution x of problem (3.1) at the nodes of the grid \mathcal{T}_{2h} . For some other choices of Z_i there could be, however, an over-diffusive effect that yields a large damping of y_i (cf. [20]).

Note that to compute y_i from x_i it is not necessary to build the space Y_i . Indeed, it suffices to construct a projection operator $\Pi_i : x_i \in X_i \mapsto y_i \in Y_i$. To each actual setting for Π_i there corresponds a space Z_i , as $Z_i = (Id - \Pi_i)(X_i)$. For Lagrange FE spaces, in practice the simplest way to compute y_i is to retain just the degrees of freedom of x_i that correspond to the coarser grid on which Y_i is built. Denote by $\{a_1, a_2, \dots, a_p\}$ the Lagrange interpolation nodes of Y_i , and by $\{\varphi_1, \varphi_2, \dots, \varphi_p\}$ the associated Lagrange basis functions of Y_i . There exist a complementary set of interpolation nodes $\{a_{p+1}, a_{p+2}, \dots, a_r\}$ and associated basis functions $\{\varphi_{p+1}, \varphi_{p+2}, \dots, \varphi_r\}$ such that $\{\varphi_1, \varphi_2, \dots, \varphi_r\}$ is a basis of X_i .

Then, the operator Π_i is defined, for any $x_i = \sum_{k=1}^r \alpha_k \varphi_k \in X_i$ as:

$$(3.6) \quad \Pi_i \left(\sum_{k=1}^r \alpha_k \varphi_k \right) = \sum_{k=1}^p \alpha_k \varphi_k \in Y_i.$$

The sub scale space Z_i for this procedure is generated by the complementary basis functions $\{\varphi_{p+1}, \varphi_{p+2}, \dots, \varphi_r\}$. In [20], it is proved that the pairs of spaces $\{(Y_i, Z_i)\}_{i \in \mathcal{I}}$ constructed in this way indeed satisfy the saturation property. In this case the index i may be identified, as usual, with the diameter of the triangulation h .

For POD approximations, the procedure is quite similar. The space X_i is generated by the basis functions $\{\varphi_1, \varphi_2, \dots, \varphi_r\}$, then the operator Π_i is defined by truncation of the POD series $x_i = \sum_{k=1}^r \alpha_k \varphi_k \in X_i$ right by (3.6), and again the spaces Y_i and Z_i are respectively spanned by $\{\varphi_1, \varphi_2, \dots, \varphi_p\}$ and $\{\varphi_{p+1}, \varphi_{p+2}, \dots, \varphi_r\}$. In this case, the index i may be identified with the dimension r of the space X_i .

In this paper we will apply the a-posteriori stabilization procedure in the offline stage, in which X_i is a FE space, and also in the online stage, in which X_i is a POD space. Hereafter, we detail the post-processing algorithm for the online stage:

- **Post-processing algorithm (online stage).**

- (i) For $n = 0, 1, \dots, N - 1$, given $u_r^n \in X^r$, find u_r^{n+1} such that (2.16) holds.
- (ii) Represent the solution u_r^{n+1} using $R < r$ modes.

Although R could be estimated on the fly, minimizing for instance the error in a certain norm with respect to the snapshot solution (when available) at each ROM time step, for the considered numerical experiments choosing to truncate at $R = r - 10$ gave the best balance between accuracy and suppression of spurious oscillations.

4 Numerical studies

In this section, we present some numerical experiments to mainly assess accuracy and performance of the combination of the Streamline Derivative projection-based stabilization technique (2.15) with online stabilizing post-processing strategy. We consider the numerical computation of POD-ROM solutions to strongly advection-dominated advection-diffusion-reaction equations. As mentioned above, while for the Full Order Model (FOM) this strategy consists in interpolating the FOM solution on a coarser mesh (in practice, \mathcal{T}_{2h}), for the ROM the a-posteriori stabilization consists in truncating the ROM solution once obtained, as detailed in the algorithm above. This leads to a computationally efficient and mathematically founded offline/online algorithm (completely separated), implemented over the standard POD-Galerkin ROM. Actually, two applications (offline and online) of the stabilized post-processing technique are studied in this paper, where we will show the good performances of this technique to stabilize highly oscillatory FOMs and ROMs numerical solutions of strongly advection-dominated problems. From the following numerical results, we can observe that separately the two numerical stabilization strategies proposed (SD-POD-ROM and a-posteriori stabilization) already provide an improvement in general over the standard POD-Galerkin ROM. However, a further improvement is reached when we combine the two stabilization methods, which allows to obtain almost the same accuracy of more complex fully residual-based stabilization methods, such as SUPG-POD-ROM.

The first numerical test 4.1 concerns an almost pure transient transport problem with a rotating cylinder. The second numerical test 4.2 concerns a 2D traveling wave displaying a sharp internal layer moving in time. In both cases, we employ P_2 (piecewise quadratic) FE on relatively coarse uniform spatial discretizations, and the backward Euler method for temporal discretization with time step $\Delta t = 10^{-3}$. In particular, FE meshes are significantly coarser than the width of the internal layers, which is common in practice. POD modes are represented using P_2 shape functions in order to perform the projection step of the ROM procedure, similar to the elements we use for the FOM discretization

we compare to. The open-source FE software FreeFem++ [33] has been used to run all numerical experiments. In terms of computational cost, the CPU time of the tested ROMs is at least three orders of magnitude lower than the CPU time of the corresponding FOMs. Also, note that at online level adding the proposed stabilization techniques results in a not significant increase of the CPU time with respect to the standard POD-Galerkin ROM, thus proving the computational efficiency of the different ROMs stabilization strategies employed.

4.1 2D Rotating cylinder

In this section, an almost pure transient transport problem with a rotating body will be considered. In particular, this problem is given in the unit disc $\Omega = \{(x, y) \in \mathbb{R}^2 : x^2 + y^2 < 1\}$ by the advection-diffusion-reaction equation (2.1) with advection field $\mathbf{b} = (-y, x)^\top$, reaction coefficient $g = 0$, forcing term $f = 0$, and a very small value for the diffusion parameter $\nu = 10^{-20}$, as in [3]. The initial condition u^0 is given by:

$$(4.1) \quad u^0 = 0.5 \left[\tanh \left(\frac{e^{-10[(x-0.3)^2 + (y-0.3)^2 - 0.5]}}{10^{-3}} \right) + 1 \right],$$

which consists in a cylinder of height 1 centered at $(0.3, 0.3)$, as shown in figure 1. This condition is smooth, but has a sharp layer with thickness of order 10^{-3} . The mesh is uniform with 256 triangles along the boundary of Ω , which leads to mesh size $h = 4.26 \cdot 10^{-2}$, thus the layer is under-resolved. The rotation is counter-clockwise and the solution after complete revolutions should be essentially the same as the initial condition, since the diffusion parameter $\nu = 10^{-20}$ is very small. A pure transient transport problem with this data was considered in [18].

This example leads to a **strongly advection-dominated problem**, and therefore an offline stabilization procedure becomes necessary to deal with the numerical instabilities of the Galerkin method. As announced in section 2, in this work we preliminarily consider the LPS-FE by interpolation Method (LPS-FEM) given by (2.4), to which we further apply the a-posteriori stabilization described in section 3.

4.1.1 Short time behavior

In first instance, we just compute one complete revolution of the cylinder being transported around the unit disc, i.e. the computational time interval is $[0, T] = [0, 2\pi]$, and test the SD-POD-ROM in this interval where the snapshots are computed. Thus, we are evaluating the SD-POD-ROM in the reproductive (in time) regime. Note that the application of the a-posteriori stabilization described in the previous section further improves the accuracy provided by the LPS-FEM, as shown in figure 2, where we consider:

$$var_h(t) = \max_{(x,y) \in \Omega} u_h(x, y, t) - \min_{(x,y) \in \Omega} u_h(x, y, t),$$

as measure for under- and overshoots, as in [40]. Indeed, we observe that, even if both methods give similar error levels, LPS-FEM with post-processing is superior to LPS-FEM, for which the quantity $var_h(t)$ shows much larger oscillations. Note that the optimal value of $var_h(t)$ equals to 1 for all t .

As for the online phase, we perform a comparison between the SD-POD-ROM (2.15) and the SUPG-POD-ROM [30] by considering the application or not of the a-posteriori stabilization technique mentioned above, adapted to the POD-ROMs framework. The

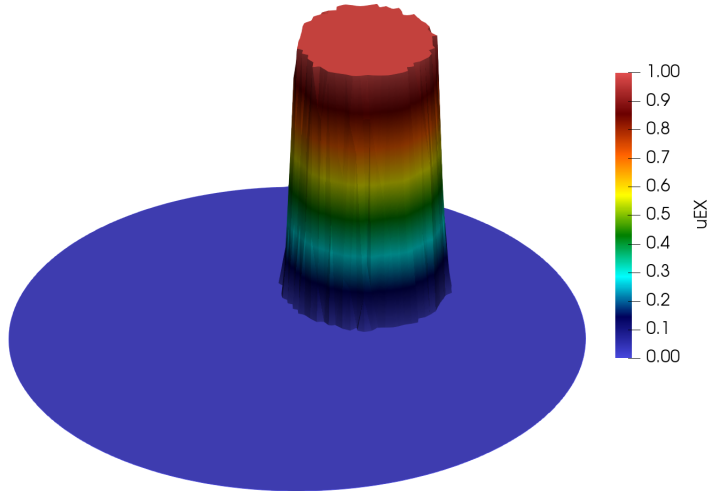


Figure 1: Example 4.1: Initial condition.

POD modes are generated in L^2 by the method of snapshots by storing every tenth FOM solution in the computational time interval $[0, T] = [0, 2\pi]$, so that 629 snapshots were used. POD basis were constructed by using LPS-FEM with stabilizing post-processing, to limit the influence of POD noisy data in the online phase. In figure 3, we show the decay of POD eigenvalues associated both to the snapshots correlation matrix (2.8) and the advection correlation matrix (2.13) in this case.

To check the temporal behavior of the online spurious oscillations, we compute:

$$var_r(t) = \max_{(x,y) \in \Omega} u_r(x, y, t) - \min_{(x,y) \in \Omega} u_r(x, y, t),$$

for the different ROMs, tested in the same computational time interval $[0, T] = [0, 2\pi]$ where the snapshots were computed. The corresponding results are displayed in figure 4, where we evaluate the measure $var_r(t)$ for under- and overshoots at $r = 30, 60, 90$ (from top to bottom) both for SD-POD-ROM (SD-ROM) and SUPG-POD-ROM (SUPG-ROM), without online stabilizing post-processing (left) and with online stabilized post-processing (right). To compute $var_r(t)$ for SD-ROM and SUPG-ROM with online post-processing, note that the online stabilized post-process is applied at the end of each time iteration, although the post-processed solution is not used to continue iterating in time so that this is computationally very cheap (see the online post-processing algorithm at the end of section 3). We have also tried propagating the post-processed ROM solution. However,

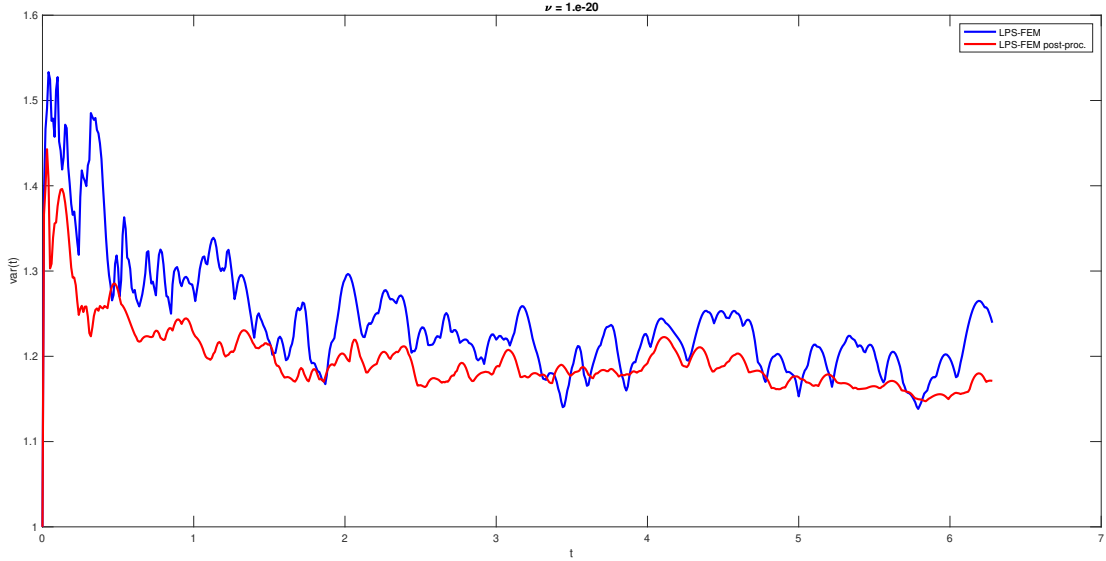


Figure 2: Example 4.1.1: Measure $var_h(t)$ for under- and overshoots.

we have observed that this leads to an over-diffusive effect, thus we have preferred to not use the post-processed solution to continue iterating in time. It is interesting to observe that, although the first $r = 30$ POD modes already capture more than 99% of the system's kinetic energy (see table 1), both ROMs yield poor quality results for which $var_r(t)$ oscillates around 1.3 for all t , reflecting the complexity of the problem. Augmenting the number of POD modes causes the decrease of $var_r(t)$ to values close to 1.1 after one full turn. In table 1, we have evaluated the deviation e_0 for $var_r(t)$ from $var_h(t)$ in a normalized discrete L^2 -norm subject to:

$$(4.2) \quad e_0 = \left[\frac{\int_0^{2\pi} |var_h(t) - var_r(t)|^2 dt}{\int_0^{2\pi} |var_h(t)|^2 dt} \right]^{1/2}.$$

Similarly to the offline phase, we observe that, even if both online methods give similar error levels, SD-ROM and SUPG-ROM with online post-processing are almost identical and superior to SD-ROM and SUPG-ROM without online post-processing, for which the quantity $var_r(t)$ shows much larger oscillations. Note that e_0 represents a first-order statistic POD error, for which one expects it to decrease with increasing r , and this is actually recovered in table 1. Also, to better assess the behavior of the tested ROMs, figure 5 displays the Root Mean Square Error (**RMSE** in semi-logarithmic scale, top) and the Correlation coefficient (**Corr**, bottom) for quantity var to measure the difference between the ROMs and the FOM as follows:

$$\mathbf{RMSE} = |\sigma_h - \sigma_r|, \quad \mathbf{Corr} = \frac{\sigma_{hr}}{\sigma_h \sigma_r},$$

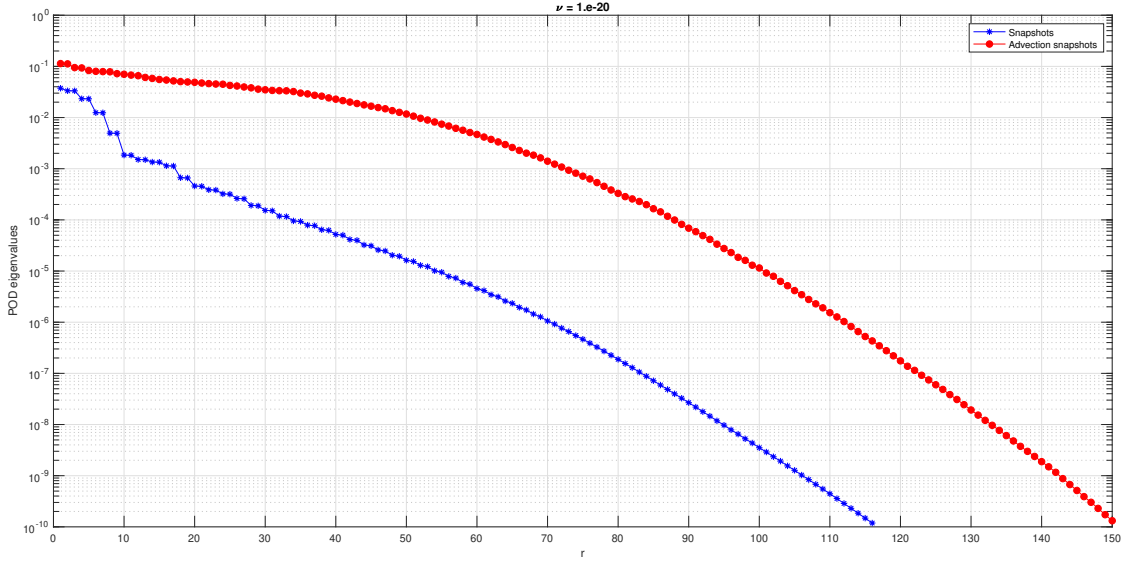


Figure 3: Example 4.1.1: POD eigenvalues.

where:

$$\sigma_h = \left[\frac{1}{N+1} \sum_{n=0}^N |\overline{var}_h - var_h(t_n)|^2 \right]^{1/2}, \quad \sigma_r = \left[\frac{1}{N+1} \sum_{n=0}^N |\overline{var}_r - var_r(t_n)|^2 \right]^{1/2},$$

$$\sigma_{hr} = \frac{1}{N+1} \sum_{n=0}^N var_h(t_n) var_r(t_n) - \overline{var}_h \overline{var}_r,$$

being \overline{var} the mean value of measure var for the considered method. We observe that, for $r \leq 40$, both ROMs without online post-processing reproduces the FOM solution somewhat better than with online post-processing, being SUPG-ROM superior to SD-ROM. Then for $r \geq 50$, the trend is inverted, and the **RMSE** stabilizes around $2 \cdot 10^{-2}$ for all ROMs, being slightly lower for SD-ROM with online post-processing. Note that the **RMSE** represents a second-order statistic POD error, which is in general a very sensitive measure difficult to exactly predict and for which, up to our knowledge, there exist no theoretical results on how it should behave with respect to r . Actually, oscillations for **RMSE** in a POD framework can be observed also in [19], where similarly happens that for certain lower values of r , one obtains lower **RMSE** than for larger r . The **Corr** curve indicates that ROMs and FOM solutions are strongly directly correlated for $r \geq 50$ in a similar way.

To give a qualitative picture, we report in figure 6 the final numerical solutions after one full turn obtained using the SD-ROM with online a-posteriori stabilization for $r = 30, 60, 90$ (from top to bottom). To compute them, note that the online stabilized post-process only applies to the ROMs solutions just at the end, so that this is again computationally very cheap. We observe that numerical unphysical oscillations are gradually reduced by increasing the number of POD modes, allowing to compute a rather accurate final solution.

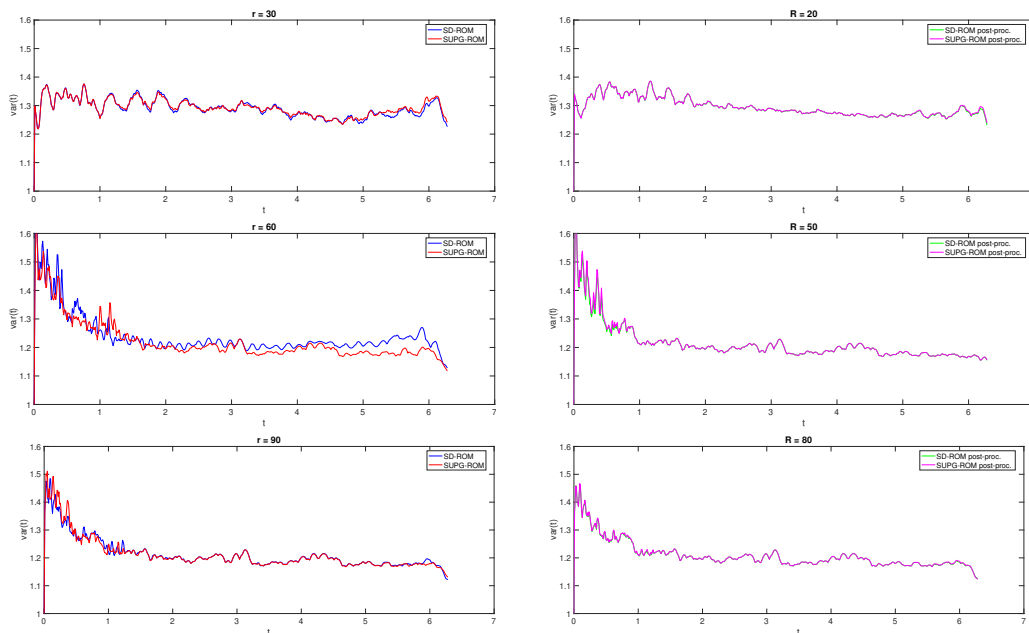


Figure 4: Example 4.1.1: Measure $var_r(t)$ for under- and overshoots for different ROMs at $r = 30, 60, 90$ (from top to bottom) without online post-processing (left) and with online post-processing (right, $R = r - 10$).

4.1.2 Long time behavior

The aim of this section is to check the long time behavior of the spurious oscillations measured by $var(t)$ (cf. [3]), and also the performance of the SD-ROM over a larger time interval with respect to the one used to compute the snapshots and generate the POD modes (cf. [54]), so that we evaluate the SD-ROM in the predictive (in time) regime. This would assess the robustness and prediction/extrapolation ability of the SD-ROM for long time integrations on this almost periodic system.

To do so, we first compute LPS-FEM with and without post-processing till $T = 10\pi$, which corresponds to five complete revolutions. After an initial decreasing phase, the quantity $var_h(t)$ almost stabilizes in the range $[1.1, 1.2]$, see figure 7. Again, it is interesting to observe that, even if both methods give similar error levels, the quantity $var_h(t)$ shows

$\nu = 10^{-20}$	$r = 30$	$r = 60$	$r = 90$
Captured system's $E_{kin}(\%)$	99.35	99.99	> 99.99
$\nu = 10^{-20}$	e_0		
Online methods	$r = 30$	$r = 60$	$r = 90$
SUPG-ROM	0.0883	0.0405	0.0278
SUPG-ROM post-processing	0.0878	0.0344	0.0224
SD-ROM	0.0878	0.0535	0.0251
SD-ROM post-processing	0.0861	0.0315	0.0218

Table 1: Example 4.1.1: Captured system's kinetic energy and L^2 -norm of the deviation of $var_r(t)$ from $var_h(t)$ for different ROMs at $r = 30, 60, 90$.

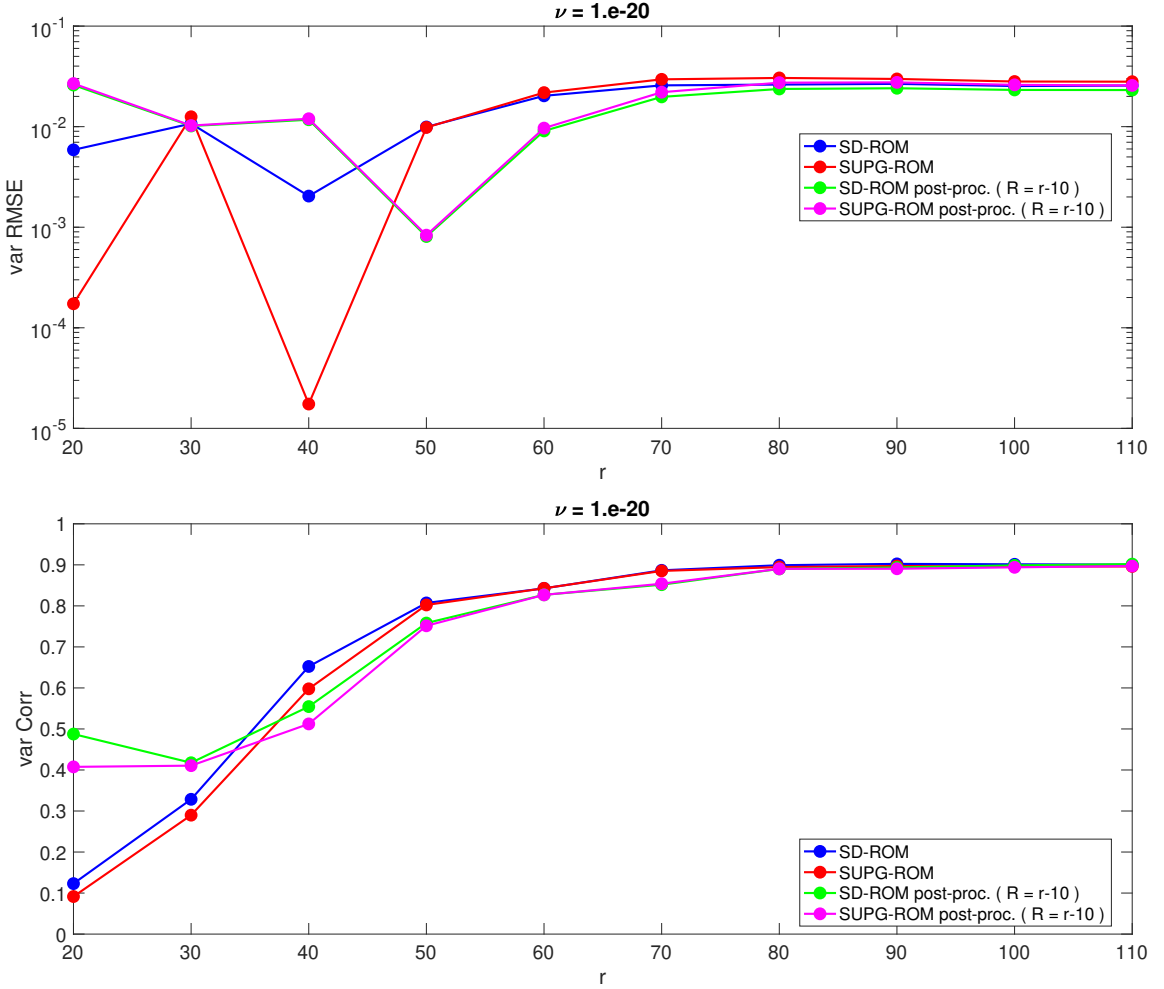


Figure 5: Example 4.1.1: **RMSE** (top) and **Corr** (bottom) for measure *var*.

much larger oscillations for LPS-FEM without post-processing.

As for the online phase, in this case only the last simulated revolution $[8\pi, 10\pi]$ is used to collect the snapshots for the POD basis generation, since we are interested in the correct behavior of the SD-ROM during the almost stable response regime. Within this time range, the POD basis is generated in L^2 by the method of snapshots by storing every tenth solution, so that 629 snapshots were used. POD basis were constructed by using LPS-FEM with stabilizing post-processing, to limit the influence of POD noisy data in the online phase. In figure 8, we show the decay of POD eigenvalues associated both to the snapshots correlation matrix (2.8) and the advection correlation matrix (2.13) in this case. Figure 10 displays the dominant (i.e., most energetic) first five POD modes for the snapshots correlation matrix (2.8) (left) and the advection correlation matrix (2.13) (right). We observe that the dominant POD modes for the advection correlation matrix (2.13) appear more oscillatory than the ones for the correlation matrix (2.8). Actually, they correspond to a slower decay of the corresponding POD eigenvalues.

To check the long time behavior of the online spurious oscillations measured by $var_r(t)$, a comparison between SD-ROM with and without online stabilized post-processing is

performed in the time range $[8\pi, 16\pi]$, which is four times wider with respect to the time window used for the generation of the POD basis. The corresponding results are displayed in figure 9, where we evaluate the measure $var_r(t)$ for under- and overshoots at $r = 30$ both for SD-ROM and SD-ROM post-processing in $[8\pi, 16\pi]$, and compare it with the FOM one in the snapshots time range $[8\pi, 10\pi]$. Note that for $r = 30$ more than 99.99% of the system's kinetic energy is captured in this case. Both SD-ROM gives here almost similar and reliable results for long time integration, being SD-ROM post-processing slightly superior to SD-ROM, and seems to rightly follow the trend initially given by the FOM by approaching values close to 1.1.

4.2 2D Traveling wave

The mathematical model used for the numerical studies in this section is the advection-diffusion-reaction equation (2.1) with the following parameter choices: computational spatial domain $\Omega = (0, 1)^2$, computational time interval $[0, T] = [0, 1]$, advection field $\mathbf{b} = \left(\cos \frac{\pi}{3}, \sin \frac{\pi}{3}\right)^T$, reaction coefficient $g = 1$, and two low values for the diffusion parameter: $\nu \in \{10^{-6}, 10^{-8}\}$. The forcing term f and initial condition u^0 are chosen to satisfy the exact solution:

$$(4.3) \quad u(x, y, t) = 0.5 \sin(\pi x) \sin(\pi y) \left[\tanh\left(\frac{x + y - t - 0.5}{4\sqrt{\nu}}\right) + 1 \right],$$

which simulates a 2D traveling wave displaying a sharp internal layer of width $\mathcal{O}(\sqrt{\nu})$ moving in time. This example has been also used, for instance, in [30, 36, 45]. Here, the SD-ROM is tested in the same time interval ($[0, T] = [0, 1]$) where the snapshots are computed, and thus we are evaluating the SD-ROM in the reproductive (in time) regime.

This example leads again to a **strongly advection-dominated problem**, and therefore an offline stabilization procedure becomes necessary to deal with the numerical instabilities of the Galerkin method. As in the previous section, we preliminarily consider the LPS-FE by interpolation Method (LPS-FEM) given by (2.4), to which we further apply the a-posteriori stabilization described in section 3. First, we consider the intermediate case $\nu = 10^{-6}$, for which the application or not of the a-posteriori stabilization technique described in the previous section almost gives a similar accuracy to compute the snapshots. Then, we consider the limit case $\nu = 10^{-8}$, for which instead the application of the a-posteriori stabilization further improves the accuracy provided by the LPS-FEM, as we will see in the next sections.

As for the online phase, we perform a comparison between the standard POD-ROM (2.12) and the SD-POD-ROM (2.15), by considering in both cases the application or not of the a-posteriori stabilization technique mentioned above, adapted to the POD-ROMs framework. The POD modes are generated in L^2 by the method of snapshots by storing every tenth solution, so that 101 snapshots were used. Since the forcing term f is time-dependent, the global load vectors are stored for later use in the tested POD-ROMs.

Besides plots of the computed final ROMs solutions with higher accuracy, we also performed a comparison between the different types of studied ROMs by evaluating the deviation e_0 for the final solution profile along the mean diagonal (connecting vertices $(0, 0)$ and $(1, 1)$) of the computational domain from the corresponding exact solution profile in

a normalized discrete L^2 -norm subject to:

$$(4.4) \quad e_0^{ROM} = \left[\frac{\int_0^{\sqrt{2}} |u_{ex}^{fin} - u_{ROM}^{fin}|^2}{\int_0^{\sqrt{2}} |u_{ex}^{fin}|^2} \right]^{1/2},$$

with obvious notation. An analogue for the different types of studied FOMs has also been computed, by considering:

$$(4.5) \quad e_0^{FOM} = \left[\frac{\int_0^{\sqrt{2}} |u_{ex}^{fin} - u_{FOM}^{fin}|^2}{\int_0^{\sqrt{2}} |u_{ex}^{fin}|^2} \right]^{1/2}.$$

4.2.1 Case $\nu = 10^{-6}$

In this case, we consider a uniform triangular mesh with mesh size $h = 1.41 \cdot 10^{-2}$, which is relatively coarse with respect to the width of the internal layer. First, we tested different FOM: the Direct Numerical Simulation (2.3) (DNS-FEM), where no stabilization is introduced, a DNS with stabilized post-processing (DNS-FEM post-processing), the LPS (by interpolation)-FEM (2.4) (LPS-FEM), and the LPS-FEM with stabilized post-processing (LPS-FEM post-processing). In figure 11, we show for the different methods the final solution profiles along the mean diagonal of the computational domain compared with the corresponding exact solution profile.

Offline methods	$e_0^{FOM}, \nu = 10^{-6}$
DNS-FEM	0.1828
DNS-FEM post-processing	0.1257
LPS-FEM	0.0576
LPS-FEM post-processing	0.0618

Table 2: Example 4.2.1: L^2 -norm of the deviation from the final exact solution profile along the mean diagonal for different FOMs.

From this figure, it is evident that a DNS (i.e., no stabilization) gives oscillatory results, which are only in part corrected by applying the a-posteriori stabilization. Thus, since the problem is advection-dominated and the solution has already a steep internal layer, the use of a stabilized discretization is necessary when using relatively coarse meshes. For this purpose, we considered LPS by interpolation method, for which oscillations are rather reduced, and application or not of the a-posteriori stabilization almost gives similar results. A quantitative comparison between the different FOMs is given in table 2, where the deviation e_0^{FOM} from the final exact solution profile along the mean diagonal in a normalized discrete L^2 -norm subject to (4.5) is displayed. We may observe that, while for DNS methods errors are greater than 10%, for LPS-FEM methods are comparable and below 10%, being slightly better for the LPS-FEM method without a-posteriori stabilization.

So, for this case, POD basis were constructed by using LPS-FEM method (2.4), and the studied ROMs thus used just slightly noisy POD data, which is unavoidable for strongly

advection-dominated problems on realistic grids. In figure 12, we show the decay of POD eigenvalues associated both to the snapshots correlation matrix (2.8) and the advection correlation matrix (2.13). One can observe that the decay of the POD eigenvalues associated to the advection correlation matrix is rather slow, due to the low diffusion. Figure 13 displays the dominant (i.e., most energetic) first five POD modes for the snapshots correlation matrix (2.8) (left) and the advection correlation matrix (2.13) (right). One can observe that the dominant POD modes for the advection correlation matrix (2.13) appear more oscillatory than the ones for the snapshots correlation matrix (2.8). However, adding the corresponding stabilization term in the online phase greatly improves the results over the standard POD-ROM, since allows to control the high frequency components of the advective derivative, main responsible for numerical oscillations.

$\nu = 10^{-6}$	$r = 30$	$r = 60$	$r = 90$
Captured system's $E_{kin}(\%)$	99.76	99.98	> 99.99
$\nu = 10^{-6}$	e_0^{ROM}		
Online methods	$r = 30$	$r = 60$	$r = 90$
G-ROM	0.3743	0.1567	0.1067
G-ROM post-processing	0.3180	0.1389	0.0605
SD-ROM	0.3465	0.1435	0.0637
SD-ROM post-processing	0.2671	0.1383	0.0579

Table 3: Example 4.2.1: Captured system's kinetic energy and L^2 -norm of the deviation from the final exact solution profile along the mean diagonal for different ROMs at $r = 30, 60, 90$.

Figure 14 presents results for all considered ROMs: the standard POD-Galerkin ROM (2.12) (G-ROM), the G-ROM with online stabilized post-processing (G-ROM post-processing), the SD-POD-ROM (2.15) (SD-ROM), and the SD-ROM with online stabilized post-processing (SD-ROM post-processing). In particular, we show for the different methods the final solution profiles along the mean diagonal of the computational domain compared with the corresponding exact solution profile, at $r = 30, 60, 90$ (from top to bottom). One can observe that applying the online a-posteriori stabilization greatly improves results for the standard Galerkin-ROM (totally oscillatory), making it comparable with the stabilized SD-ROM, for which applying or not the online a-posteriori stabilization almost gives similar results. This is reflected by results depicted in table 3, where the deviation e_0^{ROM} from the final exact solution profile along the mean diagonal in a normalized discrete L^2 -norm subject to (4.4) is displayed. One can see that, for $r = 90$, SD-ROM post-processing method almost reaches the same accuracy of the offline phase by almost suppressing the influence of noisy modes. Also, note that although the first $r = 30$ POD modes already capture more than 99% of the system's kinetic energy, all ROMs yield poor quality results for which the peak of the front is not reached, and they display visible numerical oscillations, reflecting the complexity of the problem. Augmenting the number of POD modes allows to reach the peak of the front for all methods. However, whereas the solution of the G-ROM remains globally polluted with spurious oscillations, the application to it of the online a-posteriori stabilization already reduces to few oscillations and localizes them mainly near the steep layer, allowing to compute a rather accurate solution in this case, comparable with the one of the stabilized SD-ROM and of the offline phase. In figure 15, we show the numerical solution at $T = 1$ for the best performing SD-ROM with online a-posteriori stabilization for $r = 30, 60, 90$ (from top to bottom). With this method,

numerical unphysical oscillations are practically eliminated by gradually increasing the number of POD modes.

4.2.2 Case $\nu = 10^{-8}$

In this case, we consider a uniform triangular mesh with mesh size $h = 9.43 \cdot 10^{-3}$. Thus, a finer grid with respect to the previous case is used, which is necessary to maintain numerical diffusion within reasonable limits. Nevertheless, it remains relatively coarse with respect to the width of the internal layer. Again, we tested different FOMs: DNS-FEM, DNS-FEM post-processing, LPS-FEM, and LPS-FEM post-processing. In figure 16, we show for the different methods the final solution profiles along the mean diagonal of the computational domain compared with the corresponding exact solution profile.

Offline methods	$e_0^{FOM}, \nu = 10^{-8}$
DNS-FEM	0.1816
DNS-FEM post-processing	0.1345
LPS-FEM	0.1247
LPS-FEM post-processing	0.0393

Table 4: Example 4.2.2: L^2 -norm of the deviation from the final exact solution profile along the mean diagonal for different FOMs.

Offline results proved again the necessity to consider LPS method to avoid globally spurious oscillations, but also that the application of the a-posteriori stabilization greatly improves the results of the LPS-FEM in this case. Indeed, error levels decrease from 12% to 4% when applying stabilizing post-processing to LPS-FEM, as shown in table 4. Also, if we proceed by constructing POD basis from LPS-FEM (without stabilizing post-processing), being more influenced by spurious oscillations, it leads to online numerical solutions that are globally polluted with high spurious oscillations even for $r = 90$, whatever it is the applied reduced order system, as shown in figure 17.

Thus, we decided to proceed by constructing POD basis by using LPS-FEM with stabilizing post-processing, to limit the influence of POD noisy data in the online phase. In figure 18, we show the decay of POD eigenvalues associated both to the snapshots correlation matrix (2.8) and the advection correlation matrix (2.13) in this case. Again, one can observe that the decay of the POD eigenvalues associated to the advection correlation matrix is rather slow, due to the very low diffusion. However, adding the corresponding stabilization term in the online phase greatly improves the results over the standard POD-ROM also in this case.

Figure 19 presents results for all considered ROMs: G-ROM, G-ROM post-processing, SD-ROM, and SD-ROM post-processing. One can observe that results for G-ROM (with and without online a-posteriori stabilization) are globally quite oscillatory, even at $r = 90$. However, applying SD-ROM already localizes oscillations just near the moving steep layer, and also SD-ROM with online stabilizing post-processing allows to further improve results, maintaining the amplitude of oscillations in a reasonable low range. This is reflected by results depicted in table 5. One can see that, for $r = 90$, SD-ROM post-processing method approaches the accuracy of the offline phase by considerably suppressing the influence of noisy modes. Comparing also to table 3 (Case $\nu = 10^{-6}$), the SD-ROM performs well for the different values of ν tested and displays a low sensitivity with respect to changes in

the diffusion coefficient. This also provide a numerical support for the theoretical error estimate derived in [48], which is uniform with respect to ν (see Remark 2.2). Again, note that although the first $r = 30$ POD modes already capture more than 99% of the system’s kinetic energy, all ROMs yield poor quality results for which the peak of the front is not reached, and they display globally spread numerical oscillations, reflecting the extreme complexity of the problem. Augmenting the number of POD modes allows to reach the peak of the front for all methods. However, whereas the solution of the G-ROM (with and without online a-posteriori stabilization in this case) remains globally polluted with spurious oscillations, the SD-ROM notably reduces the amplitude of oscillations, and its combination with online stabilizing post-processing allows to compute a rather accurate solution in this case, comparable with the one of the offline phase. In figure 20, we show the numerical solution at $T = 1$ for the best performing SD-ROM with online a-posteriori stabilization for $r = 30, 60, 90$ (from top to bottom). Again, with this method, numerical unphysical oscillations are practically eliminated by gradually increasing the number of POD modes.

$\nu = 10^{-8}$	$r = 30$	$r = 60$	$r = 90$
Captured system’s $E_{kin}(\%)$	99.71	99.96	> 99.99
$\nu = 10^{-8}$	e_0^{ROM}		
Online methods	$r = 30$	$r = 60$	$r = 90$
G-ROM	0.3733	0.1676	0.1224
G-ROM post-processing	0.3086	0.1493	0.0884
SD-ROM	0.3417	0.1463	0.0675
SD-ROM post-processing	0.2596	0.1449	0.0589

Table 5: Example 4.2.2: Captured system’s kinetic energy and L^2 -norm of the deviation from the final exact solution profile along the mean diagonal for different ROMs at $r = 30, 60, 90$.

5 Summary and conclusions

In this work, we have proposed to improve the stabilized POD-ROM introduced in [48] to deal with the numerical simulation of advection-dominated advection-diffusion-reaction equations. In particular, we have proposed a three-stage stabilizing strategy that has proved to be very useful when considering very low diffusion coefficients, i.e. in the strongly advection-dominated regime. This approach mainly consists in three ingredients: (1) the addition of a “streamline diffusion” stabilization term to the governing projected equations, (2) the modification of the correlation matrix defining the POD modes associated to the advection stabilization term, and (3) an a-posteriori stabilization scheme.

The performed numerical studies have shown the potential of the new ROM in handling strongly advection-dominated cases, also tested for long time integrations on periodic systems, by extremely limiting spurious oscillations and thus obtaining rather accurate results in this framework. To remove the few remaining oscillations, one could think to apply more complex shock or discontinuity capturing methods (see [39] for a detailed review) and try to adapt them to the POD-ROM framework as future interesting research topic. Also, one could carry out a similar numerical investigation of the significantly more challenging Navier–Stokes equations in view of computing more complex convection-

dominated and turbulent flows. Another interesting research direction could be to test the proposed method in the predictive regime for test cases not resembling a periodic behavior, such as the test case in section 4.2. In this case, one should endow the SD-ROM with a basis updating mechanism in order to get acceptable errors in this regime, using for instance a-posteriori error indicators. This study is in progress, following some hints given by the hybrid DNS/POD approach introduced in [14]. Apart from prediction in time considered in the present work, we are interested in extending the proposed method in order to make predictions across geometrical and/or physical parameters (see, e.g., [54]), of interest to solve engineering problems such as shape optimization and flow control.

Acknowledgments: This work has been partially supported by the Spanish Government - FEDER EU grant RTI2018-093521-B-C31 and European Union’s Horizon 2020 research and innovation programme under the Marie Skłodowska–Curie Actions, grant agreement 872442 (ARIA). The first author has received financial support from the French State in the frame of the Investments for the future IdEx Bordeaux (Initiative d’Excellence de l’Université de Bordeaux) Programme, reference ANR-10-IDEX-03-02. The third author would gratefully acknowledge the financial support received from IdEx Bordeaux International Post-Doc Programme during his initial postdoctoral research involved in this article. The research of the third author has been also funded by the Spanish State Research Agency through the national programme Juan de la Cierva-incorporación 2017.

References

- [1] N. Ahmed, T. Chacón Rebollo, V. John, and S. Rubino. Analysis of a full space-time discretization of the Navier-Stokes equations by a local projection stabilization method. *IMA J. Numer. Anal.*, 37(3):1437–1467, 2017.
- [2] N. Ahmed, T. Chacón Rebollo, V. John, and S. Rubino. A review of variational multiscale methods for the simulation of turbulent incompressible flows. *Arch. Comput. Methods Eng.*, 24(1):115–164, 2017.
- [3] N. Ahmed and G. Matthies. Numerical study of SUPG and LPS methods combined with higher order variational time discretization schemes applied to time-dependent linear convection-diffusion-reaction equations. *J. Sci. Comput.*, 67(3):988–1018, 2016.
- [4] N. Ahmed and S. Rubino. Numerical comparisons of finite element stabilized methods for a 2D vortex dynamics simulation at high Reynolds number. *Comput. Methods Appl. Mech. Engrg.*, 349:191–212, 2019.
- [5] I. Akhtar, J. Borggaard, and A. Hay. Shape sensitivity analysis in flow models using a finite-difference approach. *Math. Probl. Eng.*, pages Art. ID 209780, 22, 2010.
- [6] K. Aleksić, R. King, B. R. Noack, O. Lehmann, M. Morzyński, and G. Tadmor. Nonlinear flow control using a low dimensional Galerkin model. *Facta Univ. Ser. Autom. Control Robot.*, 7(1):63–70, 2008.
- [7] M. Azaïez and F. Ben Belgacem. Karhunen-Loève’s truncation error for bivariate functions. *Comput. Methods Appl. Mech. Engrg.*, 290:57–72, 2015.
- [8] M. Azaïez, F. Ben Belgacem, and T. Chacón Rebollo. Error bounds for POD expansions of parameterized transient temperatures. *Comput. Methods Appl. Mech. Engrg.*, 305:501–511, 2016.

- [9] M. Azaïez, F. Ben Belgacem, T. Chacón Rebollo, M. Gómez Mármol, and I. Sánchez Muñoz. Error bounds in high-order Sobolev norms for POD expansions of parameterized transient temperatures. *C. R. Math. Acad. Sci. Paris*, 355(4):432–438, 2017.
- [10] M. Azaïez, T. Chacón Rebollo, E. Perracchione, and J. M. Vega. Recursive POD expansion for the advection-diffusion-reaction equation. *Commun. Comput. Phys.*, 24(5):1556–1578, 2018.
- [11] J. Baiges, R. Codina, and S. Idelsohn. Explicit reduced-order models for the stabilized finite element approximation of the incompressible Navier-Stokes equations. *Internat. J. Numer. Methods Fluids*, 72(12):1219–1243, 2013.
- [12] M. Balajewicz, I. Tezaur, and E. Dowell. Minimal subspace rotation on the Stiefel manifold for stabilization and enhancement of projection-based reduced order models for the compressible Navier-Stokes equations. *J. Comput. Phys.*, 321:224–241, 2016.
- [13] F. Ballarin, A. Manzoni, A. Quarteroni, and G. Rozza. Supremizer stabilization of POD-Galerkin approximation of parametrized steady incompressible Navier-Stokes equations. *Internat. J. Numer. Methods Engrg.*, 102(5):1136–1161, 2015.
- [14] M. Bergmann, C.-H. Bruneau, and A. Iollo. Enablers for robust POD models. *J. Comput. Phys.*, 228(2):516–538, 2009.
- [15] M. Bergmann and L. Cordier. Optimal control of the cylinder wake in the laminar regime by trust-region methods and POD reduced-order models. *J. Comput. Phys.*, 227(16):7813–7840, 2008.
- [16] H. Brezis. *Functional analysis, Sobolev spaces and partial differential equations*. Universitext. Springer, New York, 2011.
- [17] J. Burkardt, M. Gunzburger, and H.-C. Lee. POD and CVT-based reduced-order modeling of Navier-Stokes flows. *Comput. Methods Appl. Mech. Engrg.*, 196(1-3):337–355, 2006.
- [18] E. Burman. Consistent SUPG-method for transient transport problems: stability and convergence. *Comput. Methods Appl. Mech. Engrg.*, 199(17-20):1114–1123, 2010.
- [19] A. Caiazzo, T. Iliescu, V. John, and S. Schyschlowa. A numerical investigation of velocity-pressure reduced order models for incompressible flows. *J. Comput. Phys.*, 259:598–616, 2014.
- [20] T. Chacón-Rebollo and A. Domínguez-Delgado. On the self-stabilization of galerkin finite element solution of incompressible fluid flows. In *Computational Science for the 21st Century, 1st Edition*, pages 221–230. Wiley, 1997.
- [21] T. Chacón Rebollo, M. Gómez Mármol, V. Girault, and I. Sánchez Muñoz. A high order term-by-term stabilization solver for incompressible flow problems. *IMA J. Numer. Anal.*, 33(3):974–1007, 2013.
- [22] D. Chapelle, A. Gariah, and J. Sainte-Marie. Galerkin approximation with proper orthogonal decomposition: new error estimates and illustrative examples. *ESAIM Math. Model. Numer. Anal.*, 46(4):731–757, 2012.

- [23] M. Couplet, P. Sagaut, and C. Basdevant. Intermodal energy transfers in a proper orthogonal decomposition–Galerkin representation of a turbulent separated flow. *J. Fluid Mech.*, 491:275–284, 2003.
- [24] V. DeCaria, T. Iliescu, W. Layton, M. McLaughlin, and M. Schneier. An artificial compression reduced order model. arXiv preprint arXiv:1902.09061, 2019.
- [25] M. Dehghan. Numerical solution of the three-dimensional advection-diffusion equation. *Appl. Math. Comput.*, 150(1):5–19, 2004.
- [26] M. Dehghan. Weighted finite difference techniques for the one-dimensional advection-diffusion equation. *Appl. Math. Comput.*, 147(2):307–319, 2004.
- [27] M. Dehghan and M. Abbaszadeh. The use of proper orthogonal decomposition (POD) meshless RBF-FD technique to simulate the shallow water equations. *J. Comput. Phys.*, 351:478–510, 2017.
- [28] M. Dehghan and M. Abbaszadeh. An upwind local radial basis functions-differential quadrature (RBF-DQ) method with proper orthogonal decomposition (POD) approach for solving compressible Euler equation. *Eng. Anal. Bound. Elem.*, 92:244–256, 2018.
- [29] B. Galletti, C. H. Bruneau, L. Zannetti, and A. Iollo. Low-order modelling of laminar flow regimes past a confined square cylinder. *J. Fluid Mech.*, 503:161–170, 2004.
- [30] S. Giere, T. Iliescu, V. John, and D. Wells. SUPG reduced order models for convection-dominated convection-diffusion-reaction equations. *Comput. Methods Appl. Mech. Engrg.*, 289:454–474, 2015.
- [31] W. R. Graham, J. Peraire, and K. Y. Tang. Optimal control of vortex shedding using low-order models. I. Open-loop model development. *Internat. J. Numer. Methods Engrg.*, 44(7):945–972, 1999.
- [32] A. Hay, J. Borggaard, I. Akhtar, and D. Pelletier. Reduced-order models for parameter dependent geometries based on shape sensitivity analysis. *J. Comput. Phys.*, 229(4):1327–1352, 2010.
- [33] F. Hecht. New development in freefem++. *J. Numer. Math.*, 20(3-4):251–265, 2012.
- [34] J. S. Hesthaven, G. Rozza, and B. Stamm. *Certified reduced basis methods for parametrized partial differential equations*. SpringerBriefs in Mathematics. Springer, Cham; BCAM Basque Center for Applied Mathematics, Bilbao, 2016. BCAM SpringerBriefs.
- [35] P. Holmes, J. L. Lumley, and G. Berkooz. *Turbulence, coherent structures, dynamical systems and symmetry*. Cambridge Monographs on Mechanics. Cambridge University Press, Cambridge, 1996.
- [36] T. Iliescu and Z. Wang. Variational multiscale proper orthogonal decomposition: convection-dominated convection-diffusion-reaction equations. *Math. Comp.*, 82(283):1357–1378, 2013.
- [37] T. Iliescu and Z. Wang. Are the snapshot difference quotients needed in the proper orthogonal decomposition? *SIAM J. Sci. Comput.*, 36(3):A1221–A1250, 2014.

- [38] T. Iliescu and Z. Wang. Variational multiscale proper orthogonal decomposition: Navier-Stokes equations. *Numer. Methods Partial Differential Equations*, 30(2):641–663, 2014.
- [39] V. John and P. Knobloch. On spurious oscillations at layers diminishing (SOLD) methods for convection-diffusion equations. I. A review. *Comput. Methods Appl. Mech. Engrg.*, 196(17-20):2197–2215, 2007.
- [40] V. John and J. Novo. Error analysis of the SUPG finite element discretization of evolutionary convection-diffusion-reaction equations. *SIAM J. Numer. Anal.*, 49(3):1149–1176, 2011.
- [41] I. Kalashnikova and M. F. Barone. On the stability and convergence of a Galerkin reduced order model (ROM) of compressible flow with solid wall and far-field boundary treatment. *Internat. J. Numer. Methods Engrg.*, 83(10):1345–1375, 2010.
- [42] I. Kalashnikova and M. F. Barone. Efficient non-linear proper orthogonal decomposition/Galerkin reduced order models with stable penalty enforcement of boundary conditions. *Internat. J. Numer. Methods Engrg.*, 90(11):1337–1362, 2012.
- [43] P. Knobloch and G. Lube. Local projection stabilization for advection-diffusion-reaction problems: one-level vs. two-level approach. *Appl. Numer. Math.*, 59(12):2891–2907, 2009.
- [44] K. Kunisch and S. Volkwein. Galerkin proper orthogonal decomposition methods for parabolic problems. *Numer. Math.*, 90(1):117–148, 2001.
- [45] R. Li, Q. Wu, and S. Zhu. Proper orthogonal decomposition with SUPG-stabilized isogeometric analysis for reduced order modelling of unsteady convection-dominated convection-diffusion-reaction problems. *J. Comput. Phys.*, 387:280–302, 2019.
- [46] D. J. Lucia and P. S. Beran. Projection methods for reduced order models of compressible flows. *J. Comput. Phys.*, 188(1):252–280, 2003.
- [47] S. M. Rahman, S. E. Ahmed, and O. San. A dynamic closure modeling framework for model order reduction of geophysical flows. *Phys. Fluids*, 31:046602, 2019.
- [48] S. Rubino. A streamline derivative POD-ROM for advection-diffusion-reaction equations. In *SMAI 2017—8^e Biennale Française des Mathématiques Appliquées et Industrielles*, volume 64 of *ESAIM Proc. Surveys*, pages 121–136. EDP Sci., Les Ulis, 2018.
- [49] S. Rubino. Numerical analysis of a projection-based stabilized POD-ROM for incompressible flows. *SIAM J. Numer. Anal.*, 58(4):2019–2058, 2020.
- [50] P. Sagaut. *Large eddy simulation for incompressible flows*. Scientific Computation. Springer-Verlag, Berlin, third edition, 2006.
- [51] R. L. Scott and S. Zhang. Finite element interpolation of non-smooth functions satisfying boundary conditions. *Math. Comp.*, 54(190):483–493, 1990.
- [52] J. R. Singler. New POD error expressions, error bounds, and asymptotic results for reduced order models of parabolic PDEs. *SIAM J. Numer. Anal.*, 52(2):852–876, 2014.

- [53] L. Sirovich. Turbulence and the dynamics of coherent structures. I. Coherent structures. *Quart. Appl. Math.*, 45(3):561–571, 1987.
- [54] G. Stabile and G. Rozza. Finite volume POD-Galerkin stabilised reduced order methods for the parametrised incompressible Navier-Stokes equations. *Comput. & Fluids*, 173:273–284, 2018.
- [55] G. Tadmor, O. Lehmann, B. R. Noack, L. Cordier, J. Delville, J.-P. Bonnet, and M. Morzyński. Reduced-order models for closed-loop wake control. *Philos. Trans. R. Soc. Lond. Ser. A Math. Phys. Eng. Sci.*, 369(1940):1513–1524, 2011.
- [56] S. Volkwein. Model reduction using proper orthogonal decomposition. Technical report, University of Konstanz, Available at: <http://www.math.uni-konstanz.de/numerik/personen/volkwein/teaching/POD-Vorlesung.pdf>, 2011.
- [57] Z. Wang, I. Akhtar, J. Borggaard, and T. Iliescu. Proper orthogonal decomposition closure models for turbulent flows: a numerical comparison. *Comput. Methods Appl. Mech. Engrg.*, 237/240:10–26, 2012.

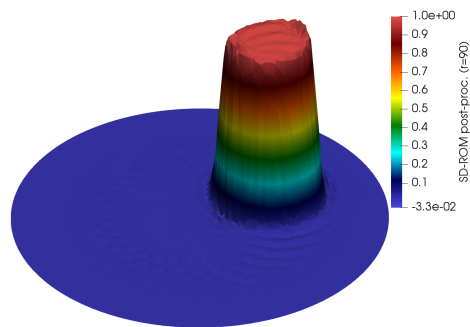
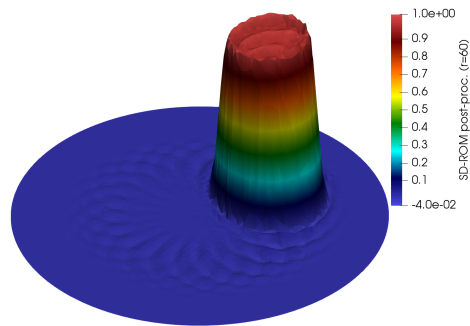
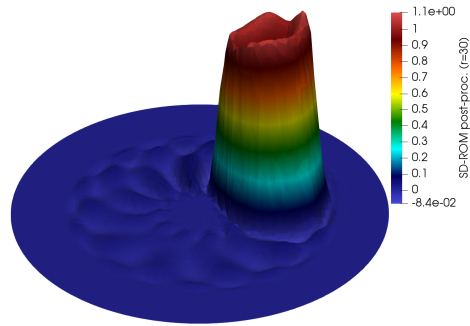


Figure 6: Example 4.1.1: Numerical solution for SD-ROM with online stabilizing post-processing at $T = 2\pi$ for $r = 30, 60, 90$ (from top to bottom).

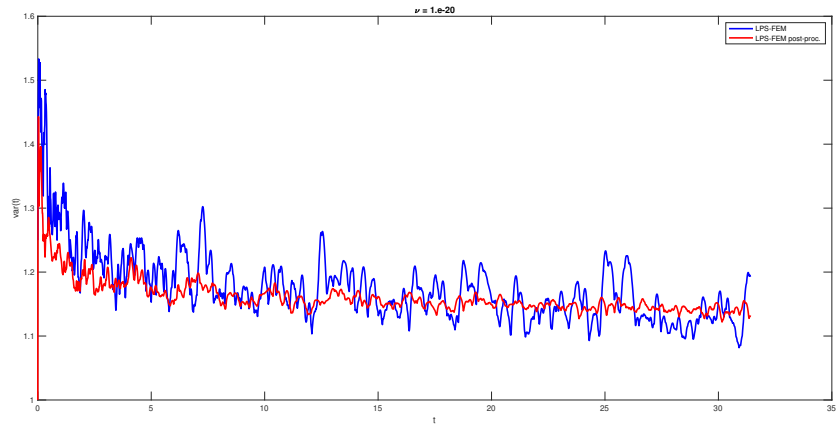


Figure 7: Example 4.1.2: Measure $var_h(t)$ for under- and overshoots.

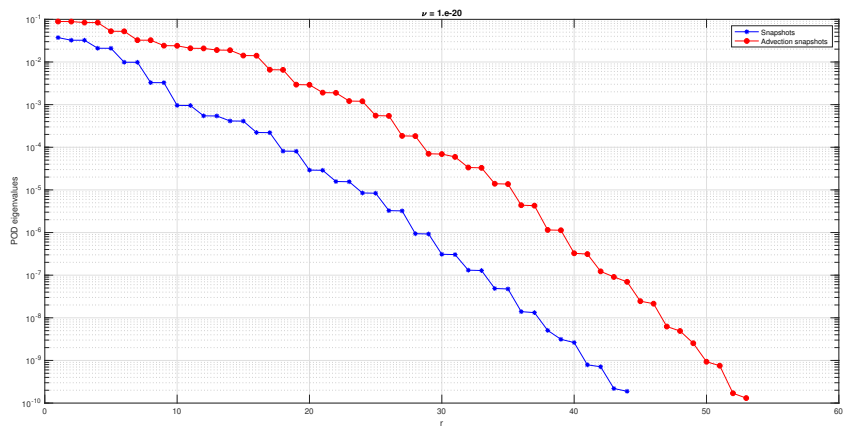


Figure 8: Example 4.1.2: POD eigenvalues.

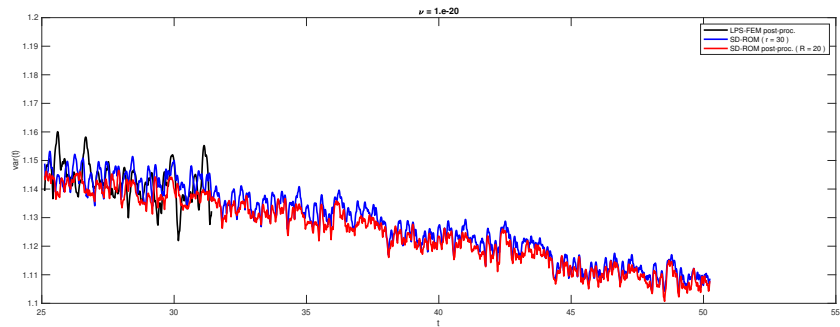


Figure 9: Example 4.1.2: Long time behavior of measure $var_r(t)$ for under- and overshoots for different ROMs at $r = 30$.

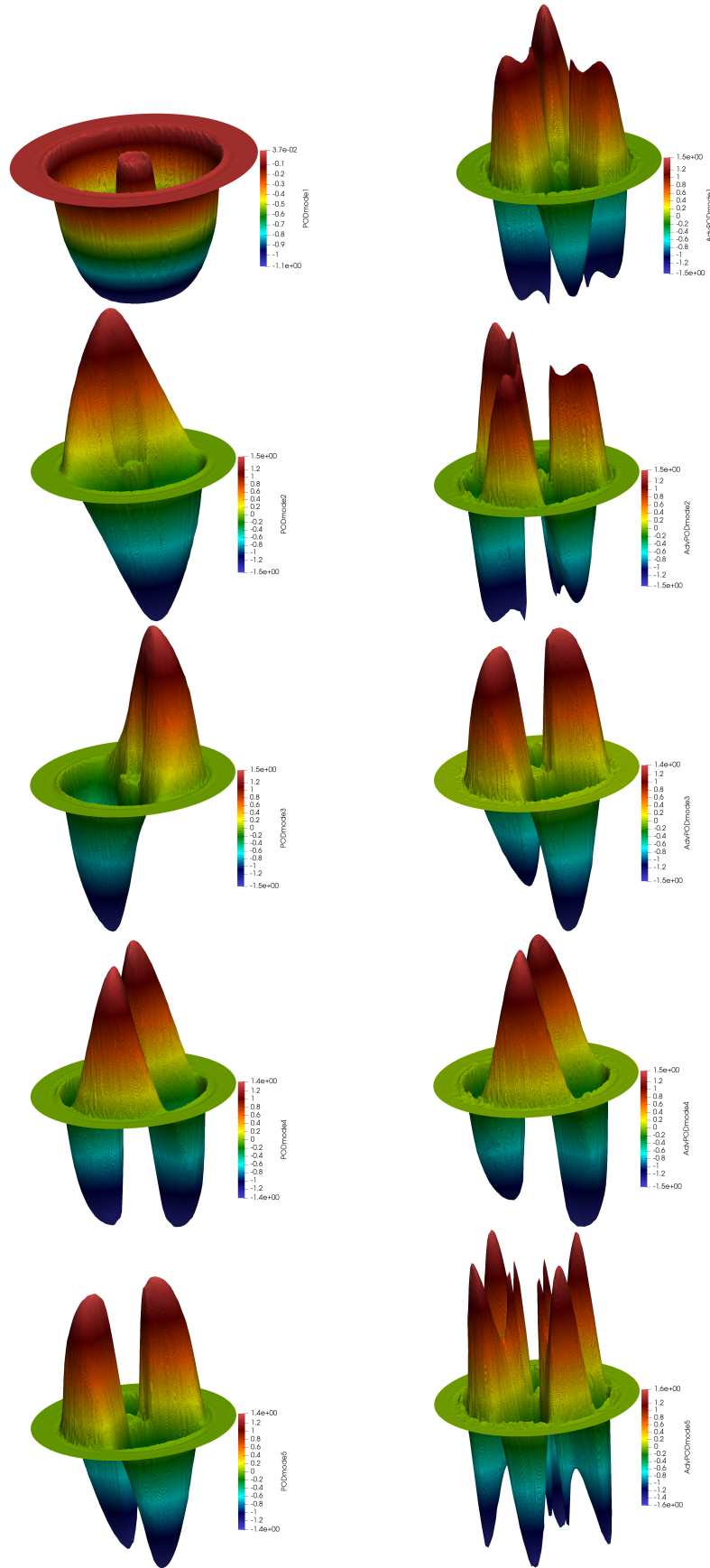


Figure 10: Example 4.1.2: Dominant POD modes for the correlation matrix (2.8) (left) and the advection correlation matrix (2.13) (right).

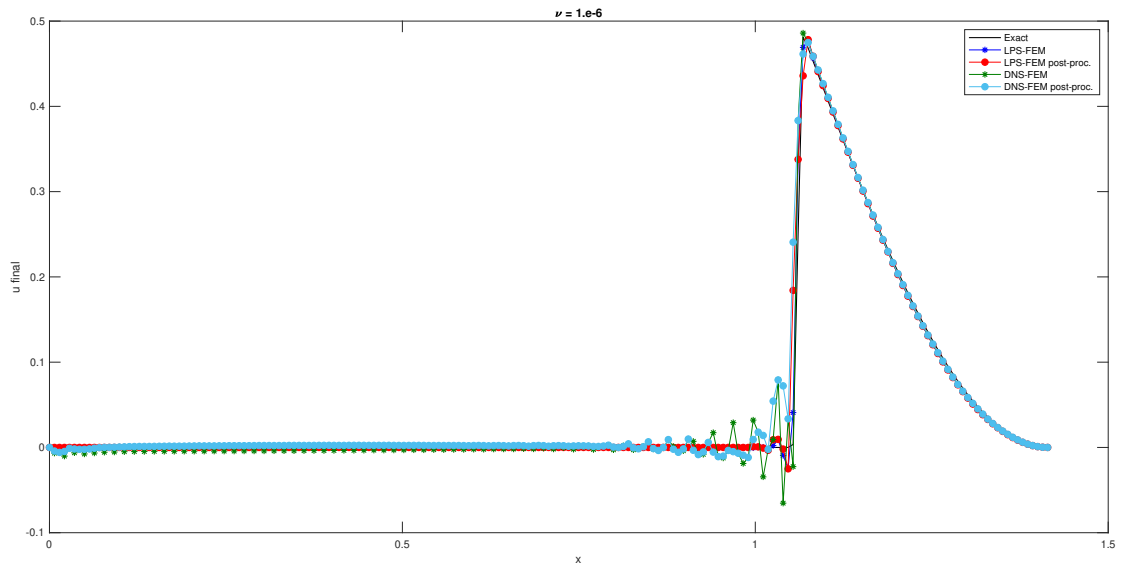


Figure 11: Example 4.2.1: Final solution profiles along the mean diagonal for different FOMs.

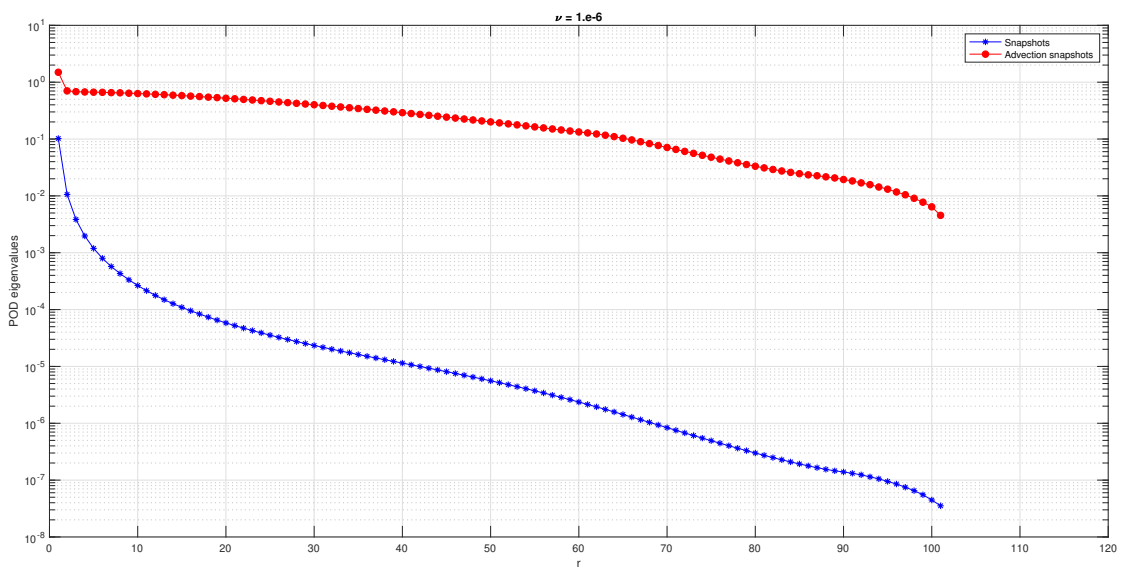


Figure 12: Example 4.2.1: POD eigenvalues.

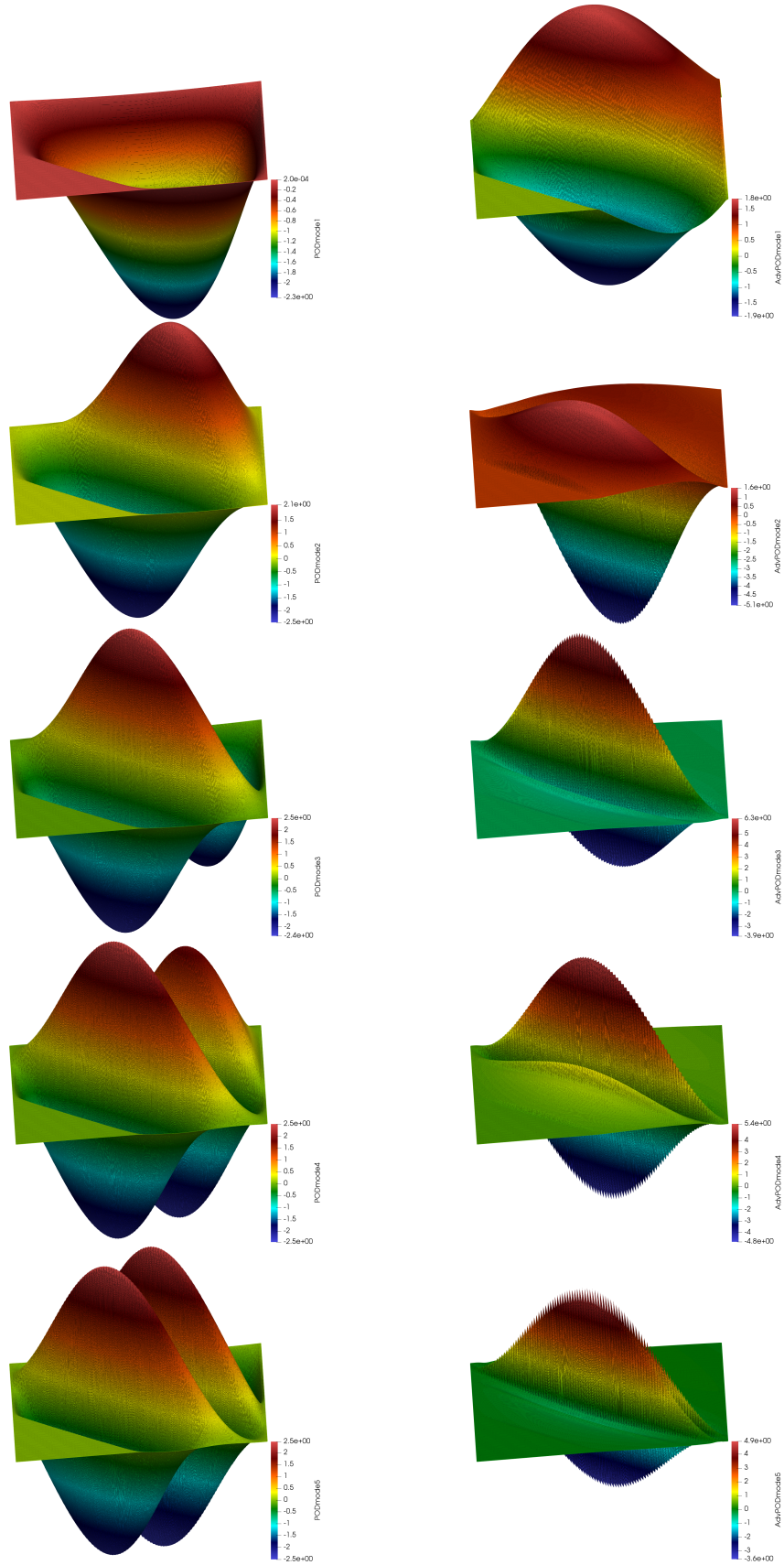


Figure 13: Example 4.2.1: Dominant POD modes for the correlation matrix (2.8) (left) and the advection correlation matrix (2.13) (right).

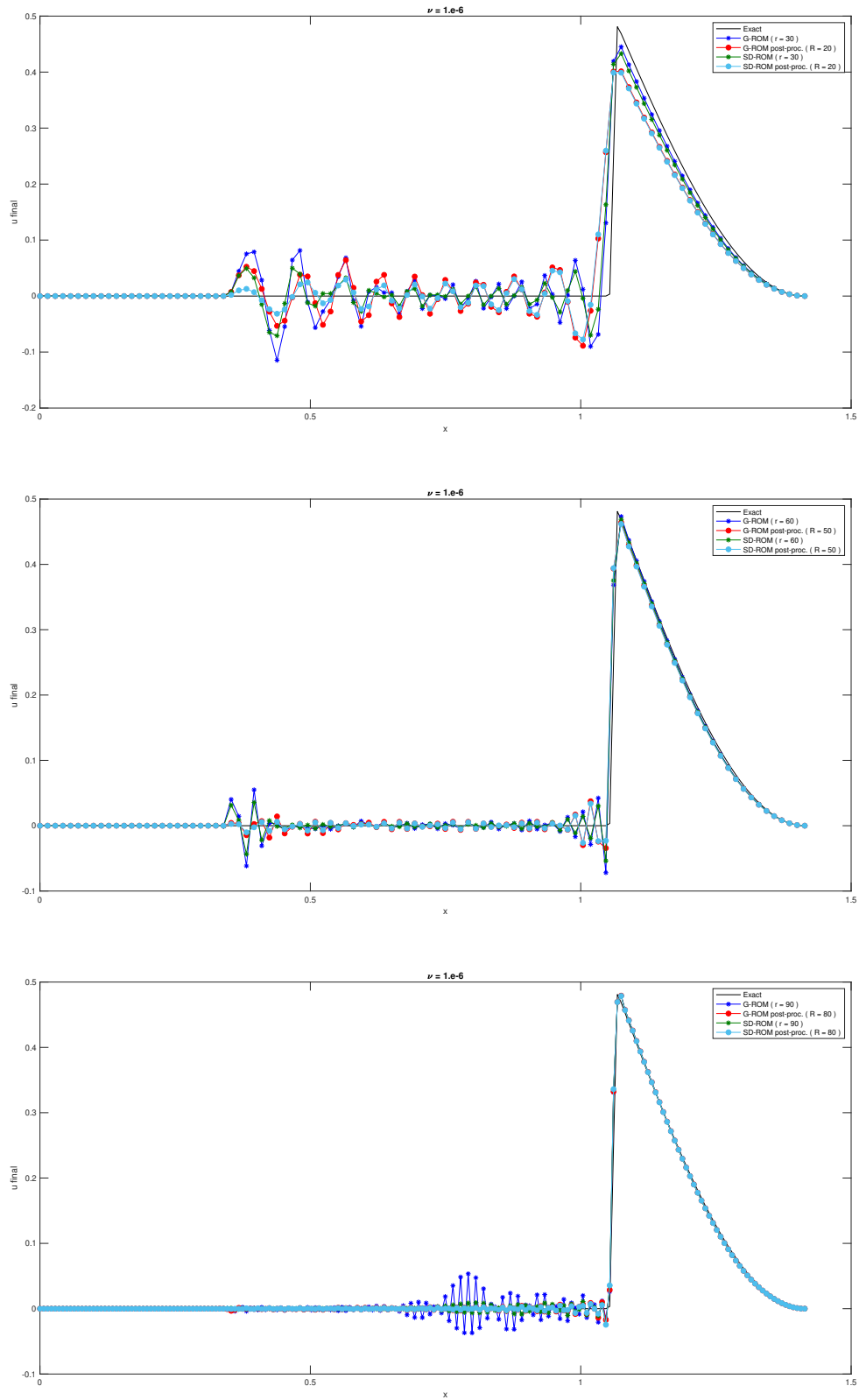


Figure 14: Example 4.2.1: Final solution profiles along the mean diagonal for different ROMs at $r = 30, 60, 90$ (from top to bottom).

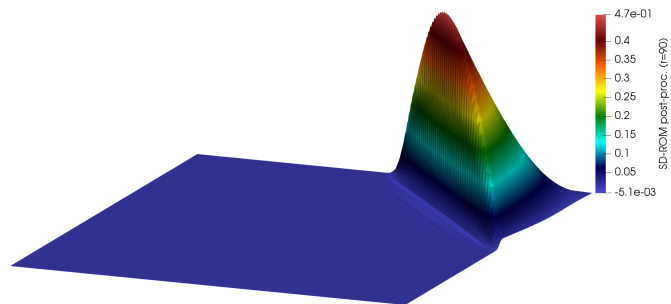
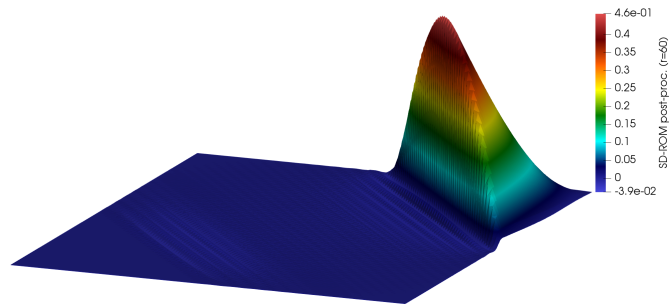
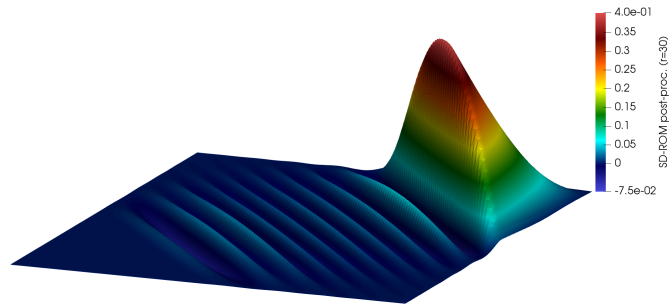


Figure 15: Example 4.2.1: Numerical solution for SD-ROM with online stabilizing post-processing at $T = 1$ for $r = 30, 60, 90$ (from top to bottom).

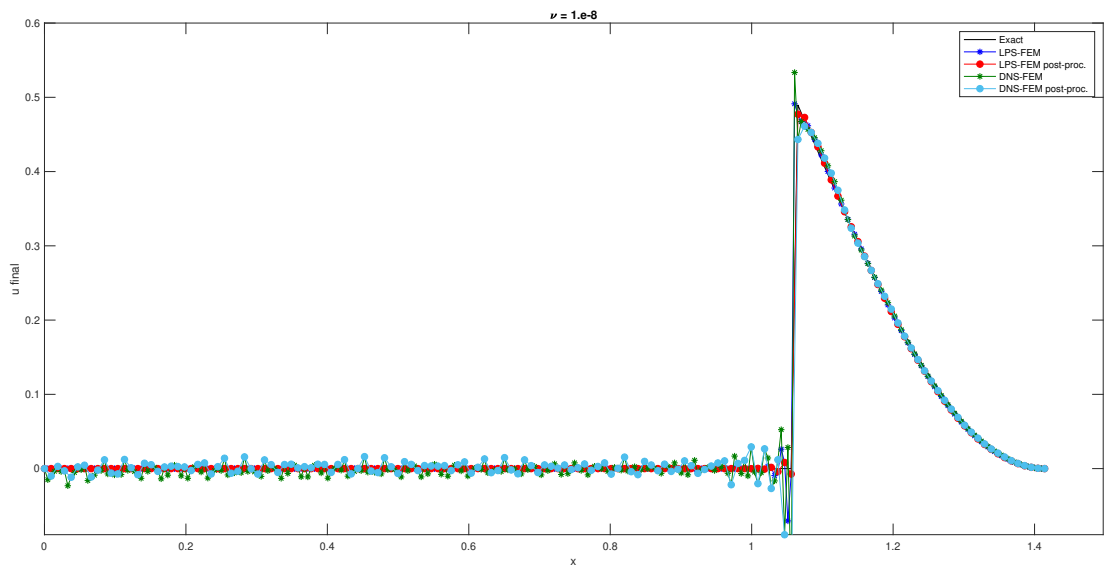


Figure 16: Example 4.2.2: Final solution profiles along the mean diagonal for different FOMs.

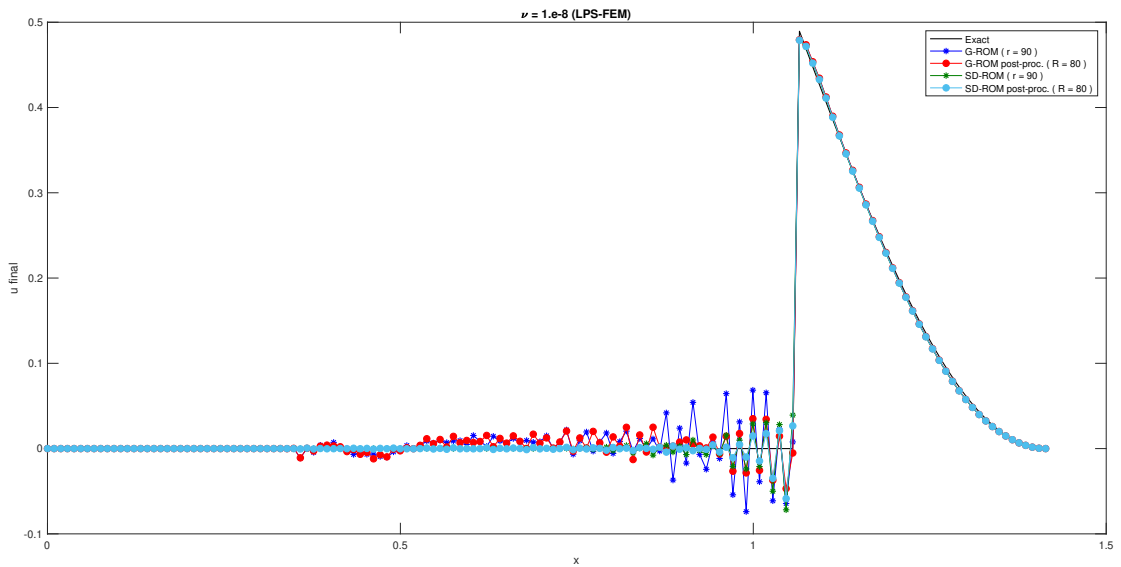


Figure 17: Example 4.2.2: Final solution profiles along the mean diagonal for different ROMs at $r = 90$ using noisy POD data from LPS-FEM.

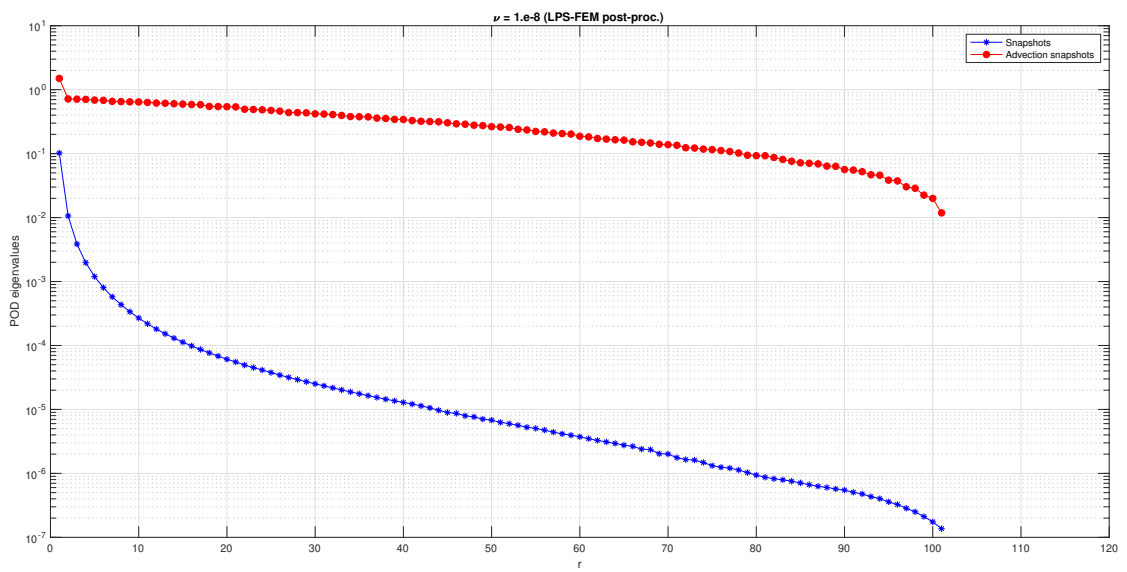


Figure 18: Example 4.2.2: POD eigenvalues.

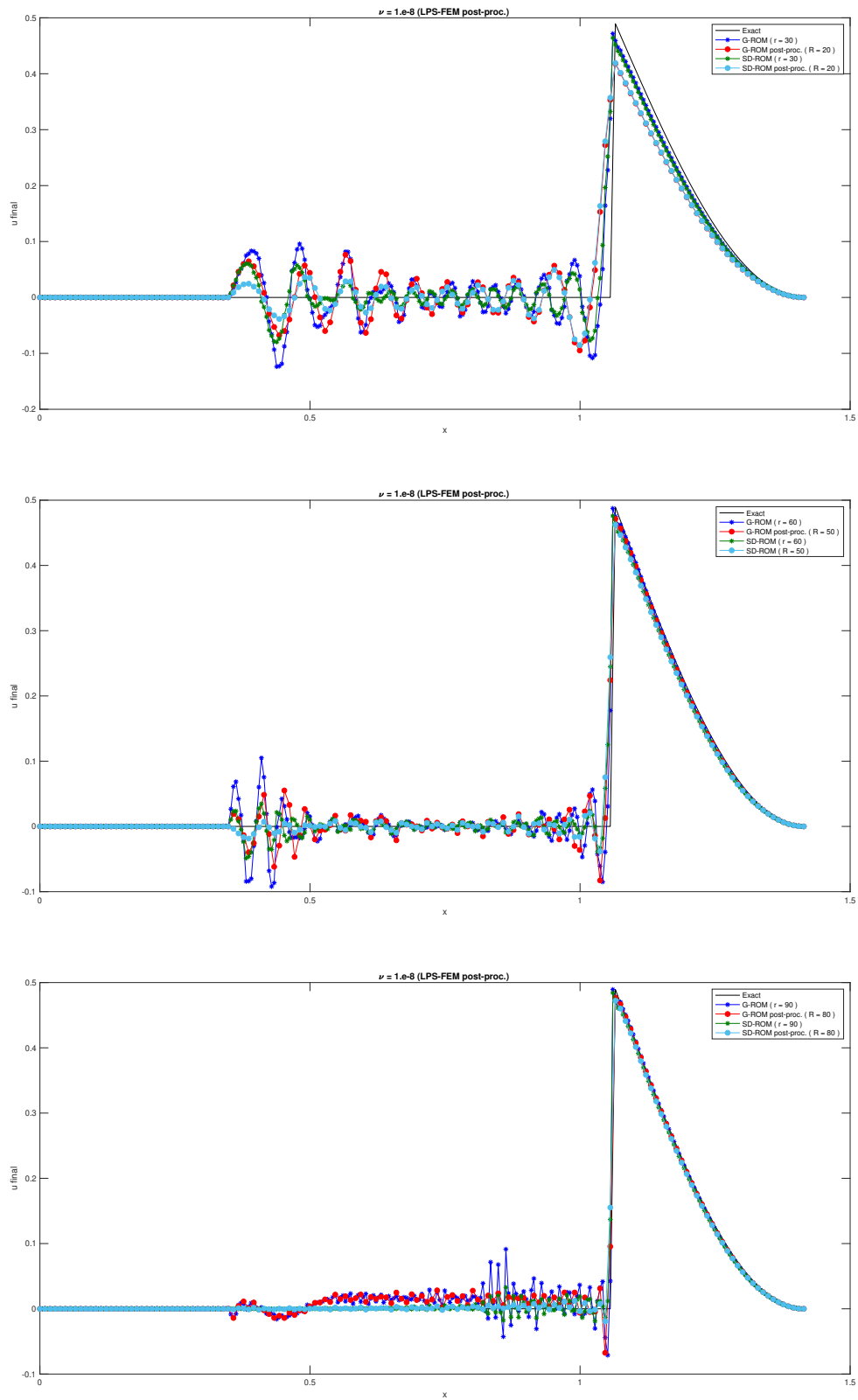


Figure 19: Example 4.2.2: Final solution profiles along the mean diagonal for different ROMs at $r = 30, 60, 90$ (from top to bottom).

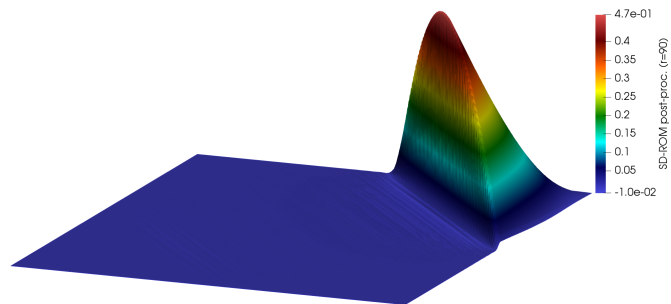
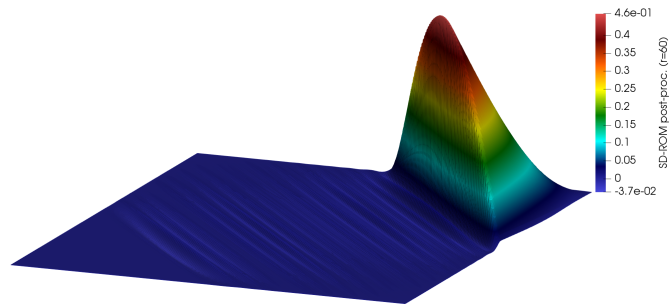
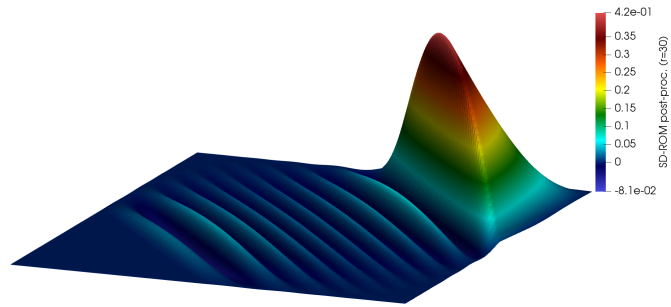


Figure 20: Example 4.2.2: Numerical solution for SD-ROM with online stabilizing post-processing at $T = 1$ for $r = 30, 60, 90$ (from top to bottom).