



HAL
open science

Experimental analysis and performances of an Ocean Thermal Energy Conversion prototype in a tropical French overseas island

Alexandre Dijoux, Frantz Sinama, Olivier Marc Marc, Bertrand Clauzade, Jean Castaing-Lasvignottes

► To cite this version:

Alexandre Dijoux, Frantz Sinama, Olivier Marc Marc, Bertrand Clauzade, Jean Castaing-Lasvignottes. Experimental analysis and performances of an Ocean Thermal Energy Conversion prototype in a tropical French overseas island. OTEC Symposium 2017, Sep 2017, Saint-Pierre, Réunion. hal-02999791

HAL Id: hal-02999791

<https://hal.science/hal-02999791>

Submitted on 11 Nov 2020

HAL is a multi-disciplinary open access archive for the deposit and dissemination of scientific research documents, whether they are published or not. The documents may come from teaching and research institutions in France or abroad, or from public or private research centers.

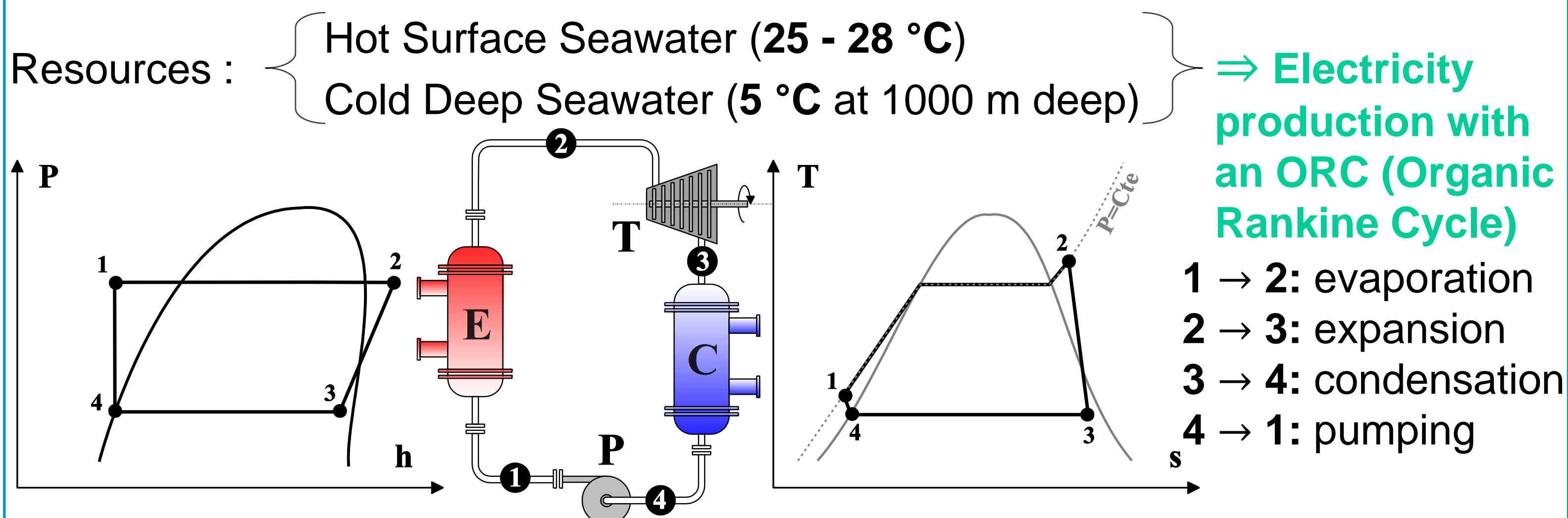
L'archive ouverte pluridisciplinaire **HAL**, est destinée au dépôt et à la diffusion de documents scientifiques de niveau recherche, publiés ou non, émanant des établissements d'enseignement et de recherche français ou étrangers, des laboratoires publics ou privés.

Experimental analysis and performances of an Ocean Thermal Energy Conversion prototype in a tropical French overseas island

Alexandre Dijoux (1, 2*), Frantz Sinama (1), Olivier Marc (1), Bertrand Clauzade (2) & Jean Castaing-Lasvignottes (1)

Introduction

Closed Cycle OTEC (Ocean Thermal Energy Conversion)



OTEC Onshore Prototype (named PAT ETM)

Experimental installation in Reunion Island, co-funded by Naval Energies and Région Réunion.

Installation in 2012.

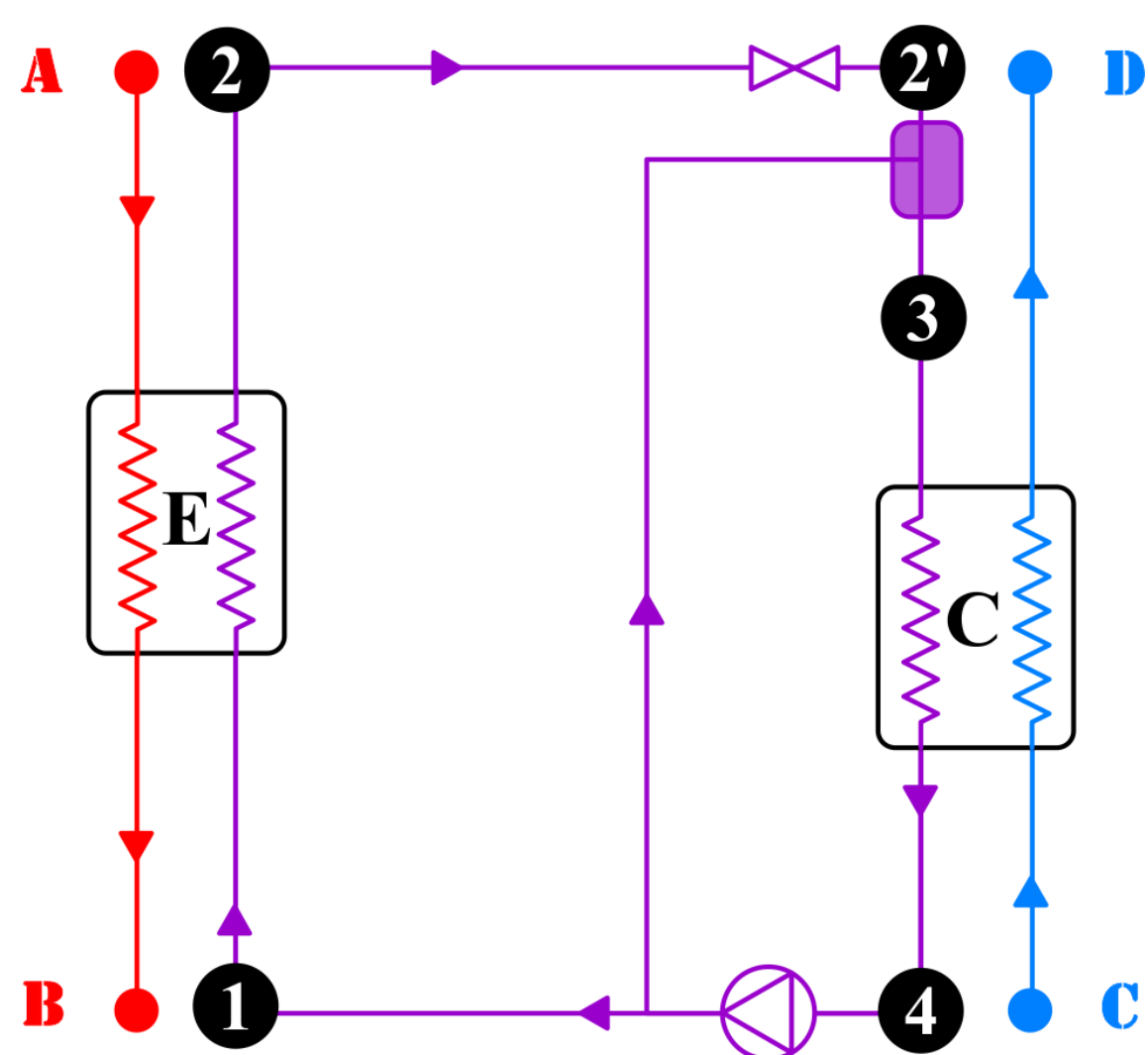
Objectives: - Test of different heat exchangers technologies
 - Reduced but representative scale (1/125) of a real system



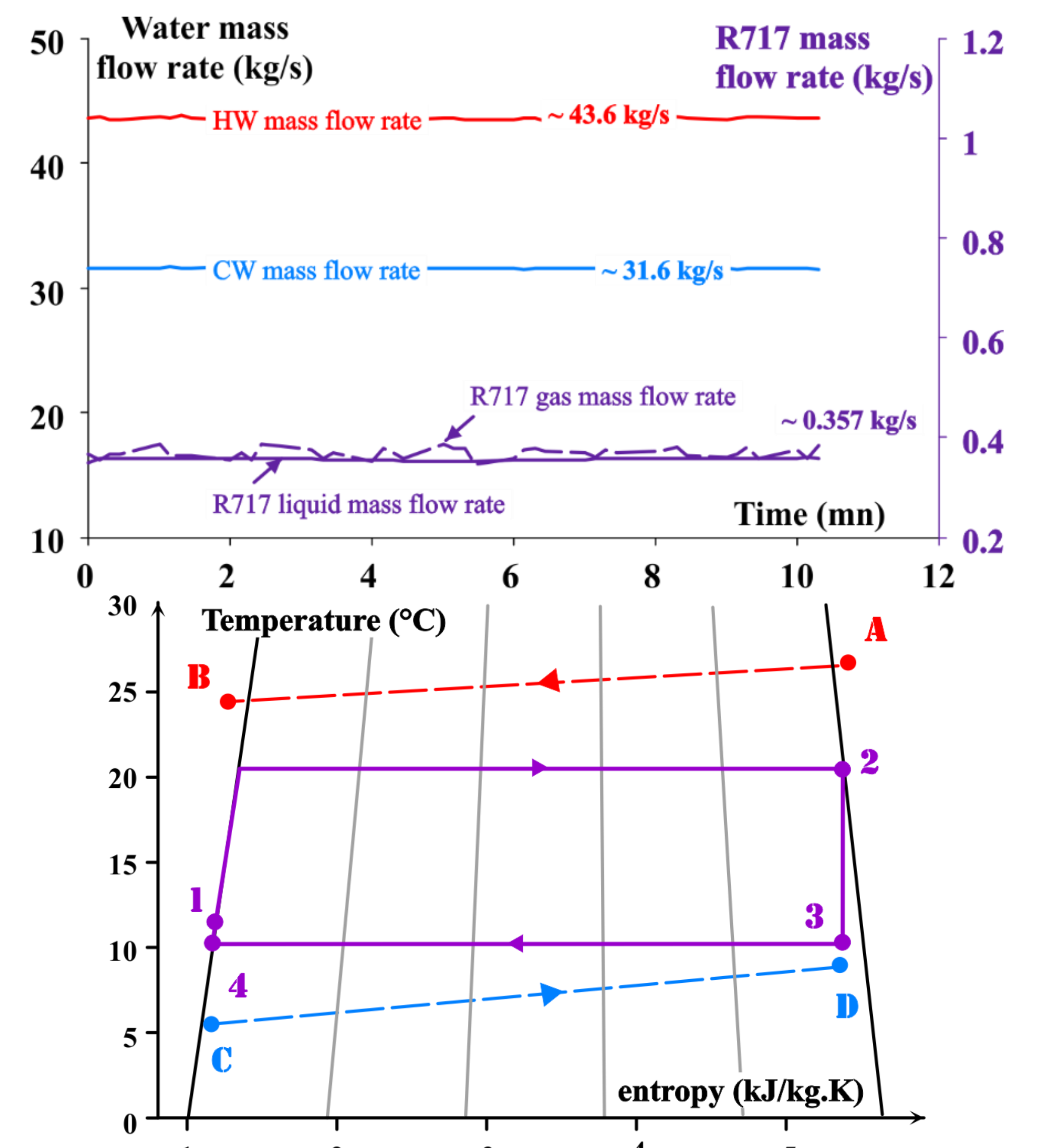
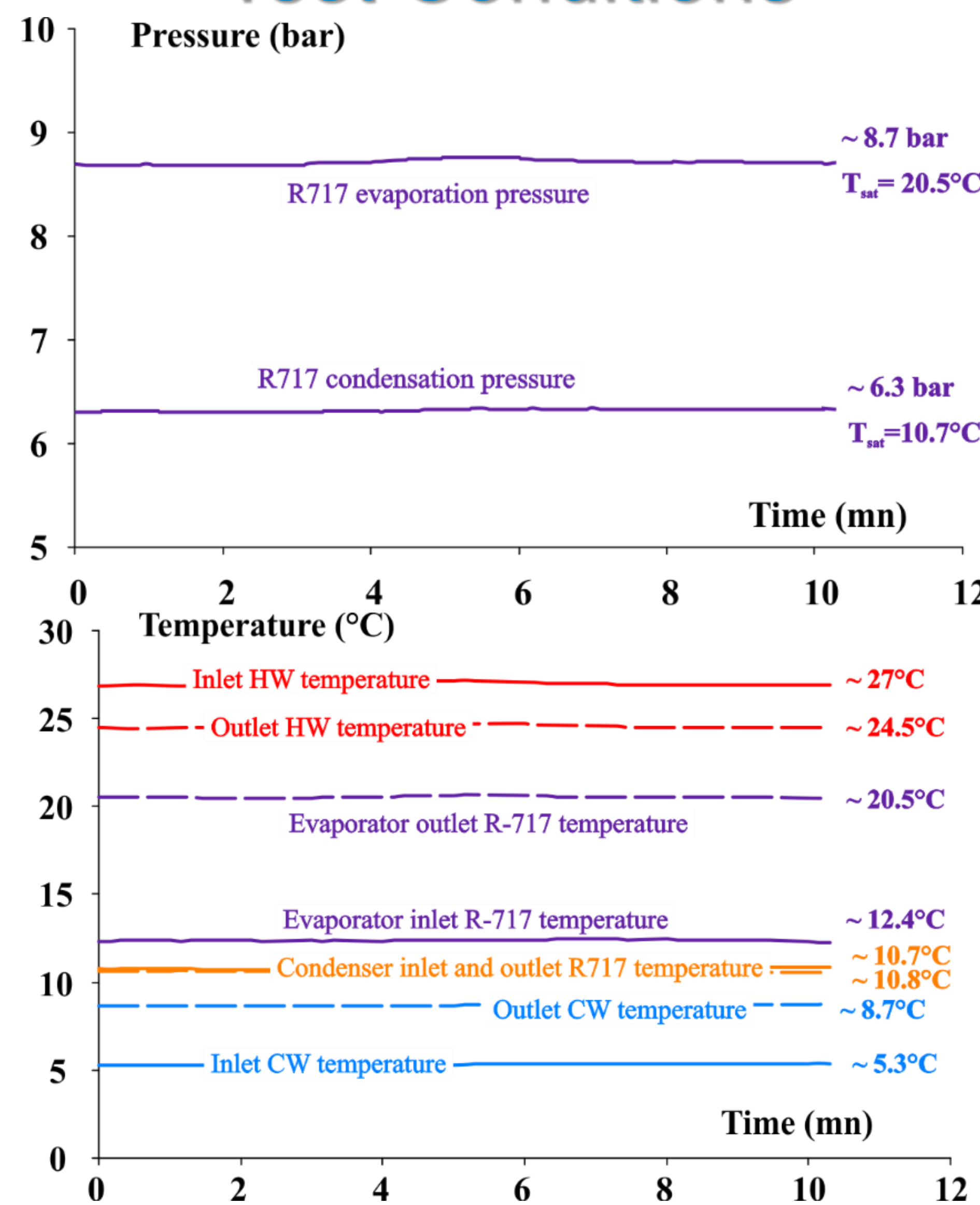
Example of a Steady State Test and Analysis

- 5 degrees of freedom for the definition of instructions for a test point
- 20 minutes of stability before validation of a steady state point

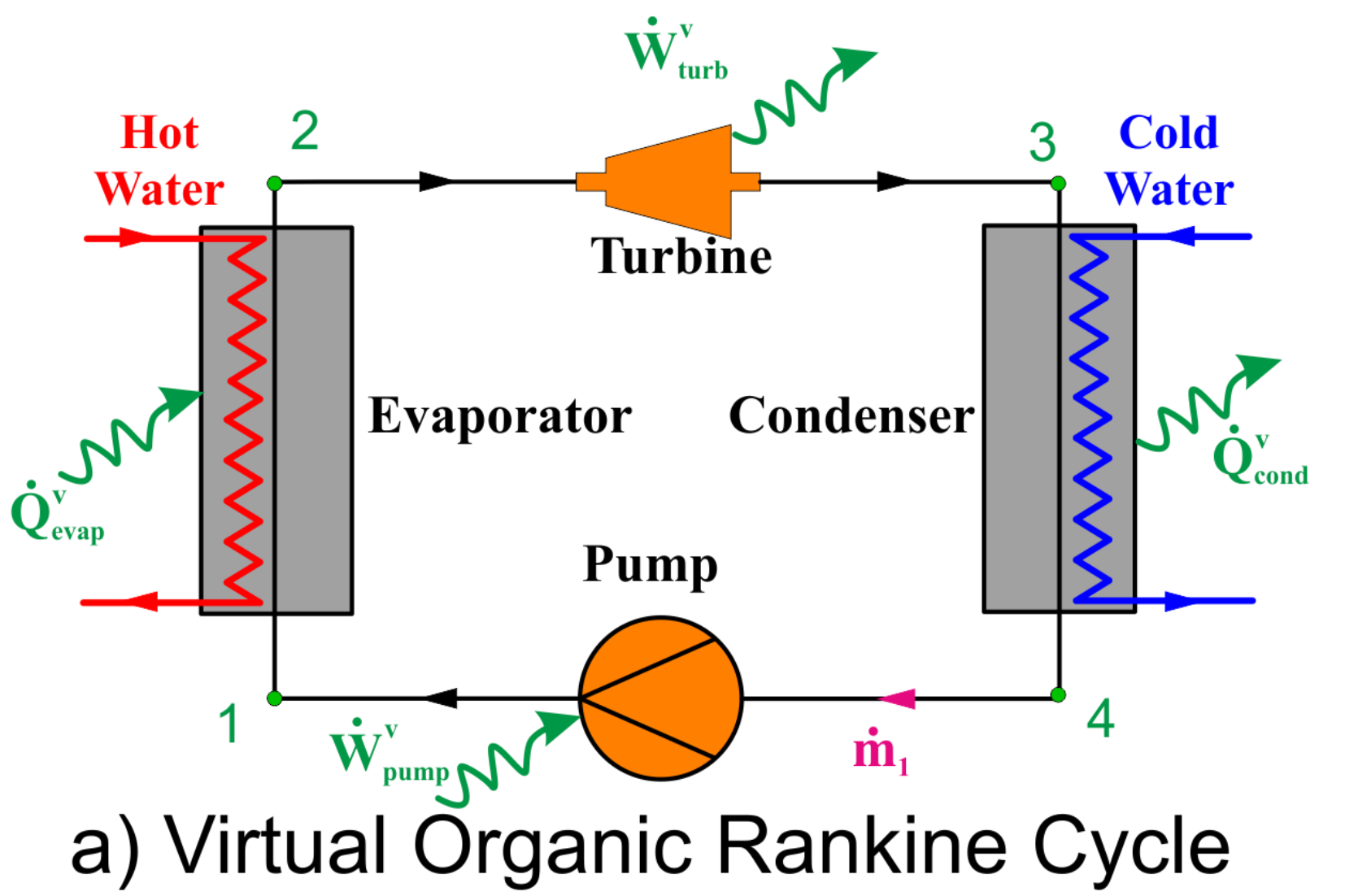
Parameters	Value
Inlet hot water temperature	27.0 °C
Inlet cold water temperature	5.3 °C
Hot water mass flow rate	43.6 kg/s
Cold water mass flow rate	31.6 kg/s
Ammonia mass flow rate	0.357 kg/s



Test Conditions



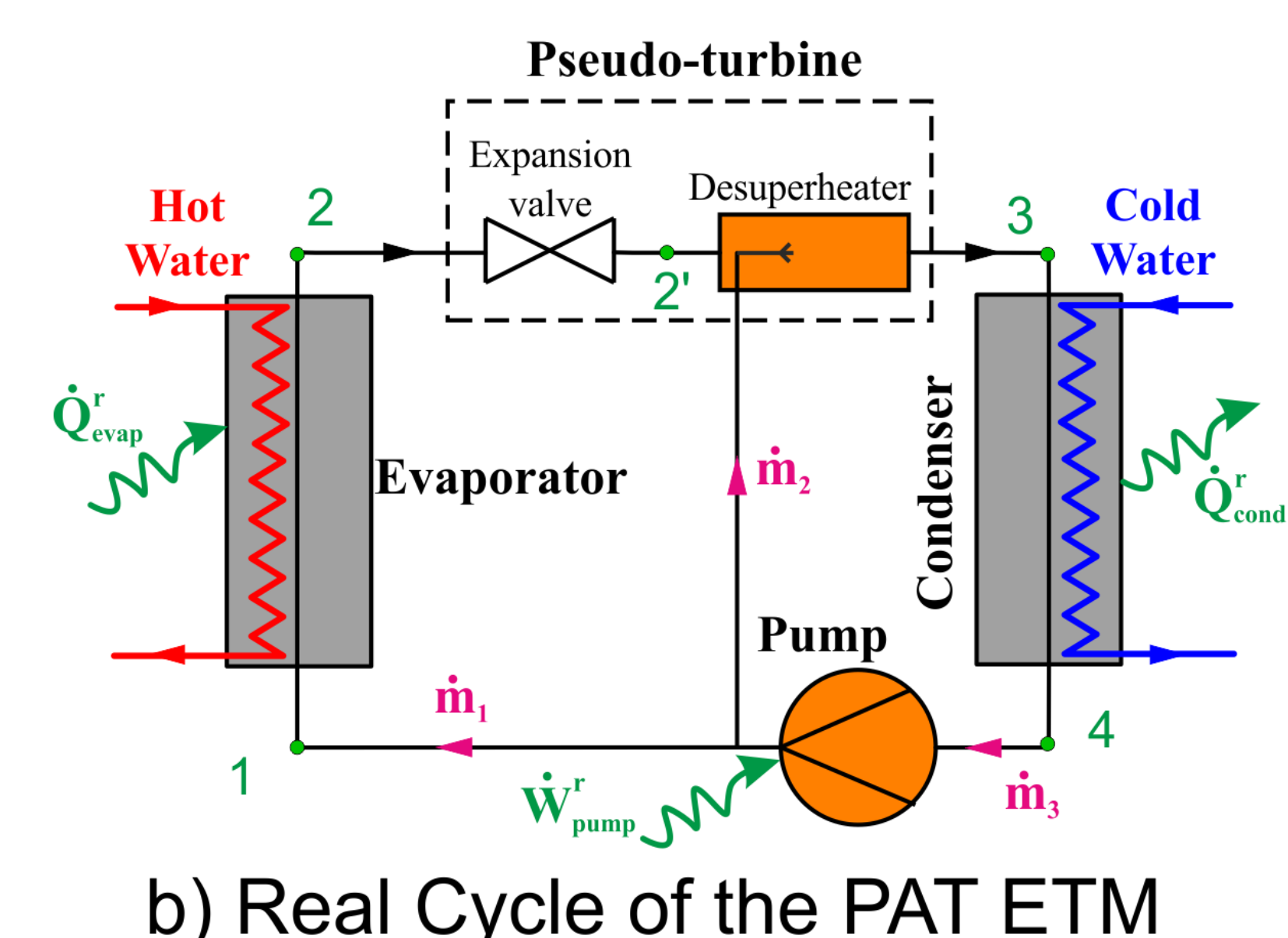
Method of the Energetic Analysis



No installed turbine:
 ⇒ Comparison between the real cycle and a virtual ORC with a turbine.

Hypothesis:

- Each intensive state variable has the same value in both cycles.
- The mass flow rate of the virtual cycle is assumed to be that in the evaporator.

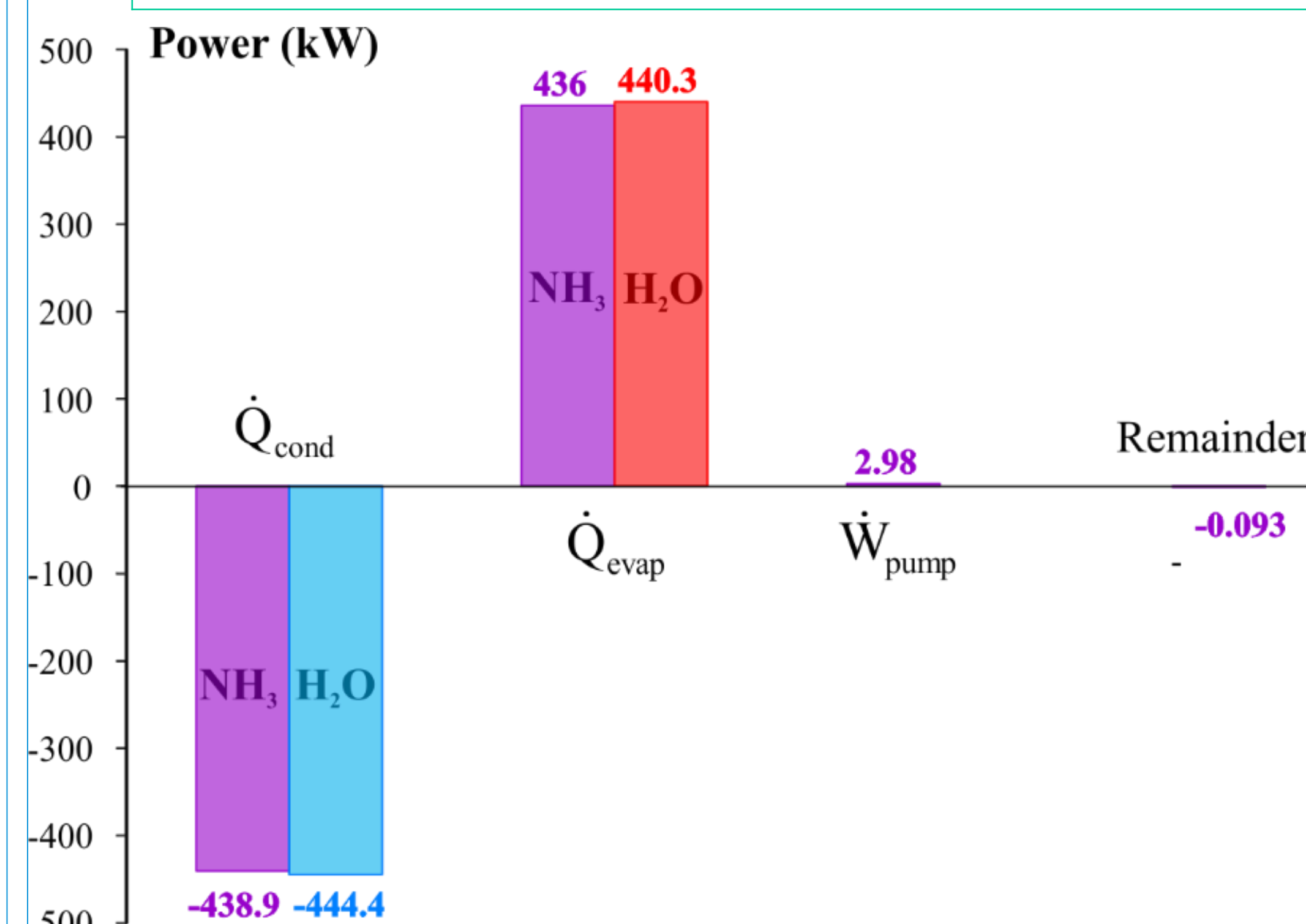


Application of the first law of thermodynamics :

$$\begin{cases} \dot{Q}_{evap}^r + \dot{W}_{pump}^r + \dot{Q}_{cond}^r + \dot{Q}_{rem}^r = 0 \\ \dot{Q}_{evap}^v + \dot{W}_{turb}^v + \dot{Q}_{cond}^v + \dot{W}_{pump}^v + \dot{Q}_{rem}^v = 0 \end{cases}$$

Energetic Balance of the System

Point	T (°C)	P (bar)	Power (kW)	Real	Virtual
1	12,37	8,83	\dot{Q}_{evap}	436,04	436,04
2	20,54	8,72	\dot{Q}_{cond}	-438,92	-425,17
2'	15,7	6,89	\dot{W}_{turb}	0	-13,74
3	10,81	6,33	\dot{W}_{pump}	2,98	2,89
4	10,67	6,40	\dot{Q}_{res}	-0,093	-0,093



- Power output at the virtual turbine: **13,74 kW**
- Net power output: **10,86 kW**
- Thermal Efficiency: **2,49 % → 35 % of the Carnot efficiency**