



HAL
open science

Local and global force balance for diffusiophoretic transport

S. Marbach, H. Yoshida, L. Bocquet

► **To cite this version:**

S. Marbach, H. Yoshida, L. Bocquet. Local and global force balance for diffusiophoretic transport. Journal of Fluid Mechanics, 2020, 892, 10.1017/jfm.2020.137 . hal-02998824

HAL Id: hal-02998824

<https://hal.science/hal-02998824v1>

Submitted on 10 Nov 2020

HAL is a multi-disciplinary open access archive for the deposit and dissemination of scientific research documents, whether they are published or not. The documents may come from teaching and research institutions in France or abroad, or from public or private research centers.

L'archive ouverte pluridisciplinaire **HAL**, est destinée au dépôt et à la diffusion de documents scientifiques de niveau recherche, publiés ou non, émanant des établissements d'enseignement et de recherche français ou étrangers, des laboratoires publics ou privés.

Local and global force balance for diffusiophoretic transport

S. Marbach^{1,2}, H. Yoshida³ and L. Bocquet^{1†}

¹Ecole Normale Supérieure, PSL Research University, CNRS, 24 rue Lhomond, Paris, France

²Courant Institute of Mathematical Sciences, NYU, 251 Mercer Street, New York, NY, USA

³Toyota Central R&D Labs., Inc., Bunkyo-ku, Tokyo 112-0004, Japan

(Received xx; revised xx; accepted xx)

Electro- and diffusiophoresis of particles correspond respectively to the transport of particles under electric field and solute concentration gradients. Such interfacial transport phenomena take their origin in a diffuse layer close to the particle surface, and the motion of the particle is force-free. In the case of electrophoresis, it is further expected that the stress acting on the moving particle vanishes locally as a consequence of local electroneutrality. But the argument does not apply to diffusiophoresis, which takes its origin in solute concentration gradients. In this paper we investigate further the local and global force balance on a particle undergoing diffusiophoresis. We calculate the local tension applied on the particle surface and show that, counter-intuitively, the local force on the particle does not vanish for diffusiophoresis, in spite of the global force being zero as expected. Incidentally, our description allows to clarify the osmotic balance in diffusiophoresis, which has been a source of debates in the recent years. We explore various cases, including hard and soft interactions, as well as porous particles, and provide analytic predictions for the local force balance in these various systems. The existence of local stresses may induce deformation of soft particles undergoing diffusiophoresis, hence suggesting applications in terms of particle separation based on capillary diffusiophoresis.

1. Introduction

Phoresis corresponds to the motion of a particle induced by an external field, say Θ_∞ : typically an electric potential for electrophoresis, a solute concentration gradient for diffusiophoresis, or a temperature gradient for thermophoresis (Anderson 1989; Marbach & Bocquet 2019). The particle velocity is accordingly proportional to the gradient of the applied field, writing in the general form

$$v_P = \mu_P \times (-\nabla\Theta_\infty) \quad (1.1)$$

with Θ_∞ the applied field infinitely far from the particle. Phoretic motion has several key characteristics. First the motion takes its origin within the interfacial diffuse layer close to the particle: typically the electric double layer for charged particles, but any other surface interaction characterized by a diffuse interface of finite thickness. Within this layer the fluid is displaced relatively to the particle due *e.g.* to electro-osmotic or diffusi-osmotic transport; see Fig. 1 for an illustration (Derjaguin 1987; Anderson 1989). Second, motion of the particle is force-free, *i.e.* the global force on the particle is zero, the particle moves at a steady velocity. This can be understood in simple terms for example for electrophoresis: the cloud of counter-ions around the particle experiences a force due to the electric field which is opposite to that applied directly to the particle, so that the

† Email address for correspondence: lyderic.bocquet@ens.fr

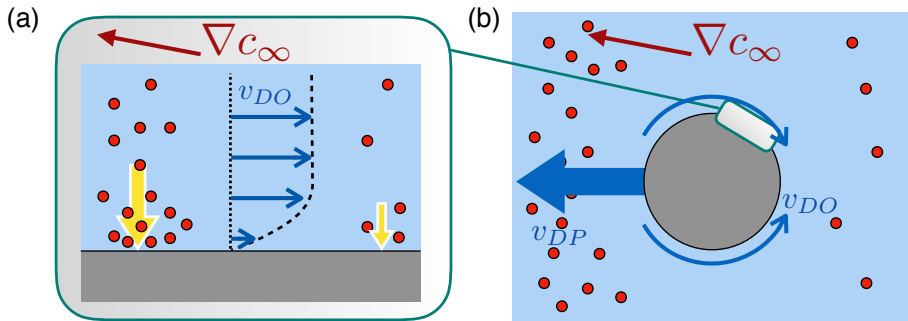


Figure 1: **From diffusio-osmosis to diffusiophoresis:** (a) Schematic showing diffusio-osmotic flow generation. A surface (gray) is in contact with a gradient of solute (red particles). Here the particles absorb on the surface creating a pressure in the fluid (represented by yellow arrows). This pressure build-up is stronger where the concentration is highest, and induces a hydrodynamic flow v_{DO} from the high concentration side to the low concentration side. (b) If this phenomenon occurs at the surface of a particle, the diffusio-osmotic flow will induce motion of the particle at a certain speed v_{DP} in the opposite direction. This is called diffusiophoresis.

total force acting on the system of the particle and its ionic diffuse layer experiences a vanishing total force. Both electro- and diffusiophoresis and correspondingly electro- and diffusio-osmosis can all be interpreted as a single osmotic phenomena, since the two are related via a unique driving field, the electro-chemical potential (Marbach & Bocquet 2019).

Interestingly these phenomena have gained renewed interest over the last two decades, in particular thanks to the development of microfluidic technologies which allow for an exquisite control of the physical conditions of the experiments, electric fields or concentration gradients. However, in contrast to electrophoresis, diffusiophoresis has been much less investigated since the pioneering work of Anderson and Prieve. Its amazing consequences in a broad variety of fields have only started to emerge, see Marbach & Bocquet (2019) for a review and Abécassis *et al.* (2008); Palacci *et al.* (2010, 2012); Velegol *et al.* (2016); Möller *et al.* (2017); Shin *et al.* (2018) as a few examples of applications. The diffusiophoretic velocity of a particle under a (dilute) solute gradient writes

$$\mathbf{v}_{DP} = \mu_{DP} \times (-k_B T \nabla c_\infty) \quad (1.2)$$

where μ_{DP} is the diffusiophoretic mobility, ∇c_∞ is the solute gradient far from the sphere, k_B Boltzmann's constant and T temperature. For example, for a solute interacting with a spherical particle via a potential $\mathcal{U}(z)$, where z is the distance to the particle surface, the diffusiophoretic mobility writes (Anderson & Prieve 1991)

$$\mu_{DP} = -\frac{1}{\eta} \int_0^\infty z \left(\exp\left(\frac{-\mathcal{U}(z)}{k_B T}\right) - 1 \right) dz. \quad (1.3)$$

In this work, we raise the question of the local and global force balance in phoretic phenomena, focusing in particular on diffusiophoresis. Indeed, while such interfacially-driven motions are force-free, *i.e.* the global force on the particle is zero, the local force balance is by no means obvious. For electrophoresis, it was discussed by Long *et al.* (1996) that local electroneutrality ensures that the force acting on the particle is also vanishing

locally in the case of a thin diffuse layer. Indeed the force acting on the particle is the sum of the electric force $dq \times \mathbf{E}_{\text{loc}}$, with dq the charge on an elementary surface and \mathbf{E}_{loc} the local electric field, and the hydrodynamic surface stress due to the electro-osmotic flow. To ensure mechanical balance within the electric double layer, this hydrodynamic stress has to be equal to the electric force on the double layer, which is exactly $-dq \mathbf{E}_{\text{loc}}$ since the electric double layer carries an opposite charge to the surface. Therefore the local force on the particle surface vanishes. The absence of local force has some important consequences, among which we have the fact that particles such as polyelectrolytes undergoing electrophoresis do not deform under the action of the electric field (Long *et al.* 1996).

Such arguments do not obviously extend to diffusiophoresis. The main physical reason is that diffusiophoresis involves the balance of viscous shearing with an osmotic pressure gradient acting in the diffuse layer along the particle surface (Marbach & Bocquet 2019). While such a balance is simple and appealing, it led to various mis-interpretations and debates concerning osmotically-driven transport of particles (Córdova-Figueroa & Brady 2008; Jülicher & Prost 2009; Fischer & Dhar 2009; Córdova-Figueroa & Brady 2009*a,b*; Brady 2011), also in the context of phoretic self-propulsion (Moran & Posner 2017). A naive interpretation of diffusiophoresis is that the particle velocity v_{DP} results from the balance of Stokes' viscous force $F_v = 6\pi\eta Rv_{DP}$ and the osmotic force resulting from the osmotic pressure gradient integrated over the particle surface. The latter scales hypothetically as $F_{osm} \sim R^2 \times R\nabla\Pi$, with $\Pi = k_B T c_\infty$ the osmotic pressure. Balancing the two forces, one predicts a phoretic velocity behaving as $v_{DP} \sim R^2 \frac{k_B T}{\eta} \nabla c_\infty$. Looking at the expression for the diffusiophoretic mobility in the thin layer limit, Eqs. (1.2) and (1.3), the latter argument does not match the previous estimate by a factor of order $(R/\lambda)^2$, where λ is the range of the potential of interaction between the solute and the particle. The reason why such a global force balance argument fails is that flows and interactions in interfacial transport occur typically over the thickness of the diffuse layer, in contradiction with the naive estimate above.

A second aspect which results from the previous argument is that the interplay between hydrodynamic stress and osmotic pressure gradient for diffusiophoresis may lead to a non-vanishing local surface force. Indeed in the absence of an electric force, only viscous shearing acts tangentially on the particle itself, while particle-solute neutral interactions are mostly acting on the orthogonal direction. A force tension may therefore be generated locally at the surface of the particle. This is in contrast to electrophoresis.

The question of global and local force balance in diffusiophoretic transport is therefore subtle and there is a need to clarify the mechanisms at stake. In the derivations below we first relax the hypothesis of a thin diffuse layer, and consider more explicitly the transport inside the diffuse layer, as was explored by various authors, using *e.g.* controlled asymptotic expansions (Sabass & Seifert 2012; Sharifi-Mood *et al.* 2013; Córdova-Figueroa *et al.* 2013). Then on the basis of this general formulation, we are able to write properly the global and local force balance for diffusiophoresis. Our results confirm the existence of a non-vanishing surface stress in diffusiophoresis, in spite of the global force being zero. To illustrate the underlying mechanisms, we consider a number of cases: diffusiophoresis under a gradient of neutral solutes, diffusiophoresis of a charged particle in an electrolyte bath, and diffusiophoresis of a porous particle. We also consider the situation of electrophoresis as a benchmark where the surface force on the particle is expected to vanish. We summarize our results in the next section and report the detailed calculations in the sections hereafter.

2. Geometry of the problem and main results: surface forces on a phoretic particle

2.1. Diffusiophoretic velocity

We consider a sphere of radius R in a solution containing one or multiple solutes, charged or not. The surface of the sphere interacts with the species over a typical lengthscale λ , via *e.g.* electric interactions, steric repulsion or any other interaction. In the case of diffusiophoresis, a gradient of solute, ∇c_∞ , is established at infinity along the direction z . The sphere moves accordingly at constant velocity $v_{DP}e_z$ and we place ourselves in the sphere's frame of reference. We consider that the interaction between the solute and the particle occurs via a potential \mathcal{U} , so that Stokes' equation for the fluid surrounding the sphere writes

$$\eta \nabla^2 \mathbf{v} - \nabla p + c(\mathbf{r})(-\nabla \mathcal{U}) = 0. \quad (2.1)$$

The boundary conditions *on the particle's surface* are the no-slip boundary condition (note that the no-slip boundary condition may be relaxed to account for partial slip at the surface, in line with Ajdari & Bocquet (2006)), complemented by the prescribed velocity at infinity (in the frame of reference of the particle):

$$\mathbf{v}(r = R) = \mathbf{0} \quad \text{and} \quad \mathbf{v}(r \rightarrow \infty) = -\mathbf{v}_{DP} \quad (2.2)$$

The solute concentration profile obeys a Smoluchowski equation in the presence of the external potential \mathcal{U} , in the form

$$0 = -\nabla \cdot \left[-D_s \nabla c + \frac{D_s}{k_B T} c(-\nabla \mathcal{U}) \right] \quad (2.3)$$

where D_s is the diffusion coefficient of the solute, with the boundary condition at infinity accounting for a constant solute gradient $c(r \rightarrow \infty) \simeq c_0 + r \cos \theta \nabla c_\infty$; c_0 is a reference concentration. Note that we neglected convective transport here, assuming a low Péclet regime. In this case, the Smoluchowski equation is self-consistent and provides a solution for the solute concentration field, which therefore acts as an independent source term for the fluid equation of motion in Eq. (2.1).

In this paper we report analytic results in various cases as represented in Fig. 2. First (see Fig. 2-a), we show that for any radially symmetric potential $\mathcal{U}(r)$, one may compute an exact solution of (2.1) for the velocity profile and the local force. Second, going to more general electro-chemical drivings, like electrophoresis (see Fig. 2-b) or diffusiophoresis of a charged sphere in an electrolyte solution (see Fig. 2-c), it is also possible to compute exact solutions, assuming a weak driving force with respect to equilibrium. Finally, we come back to simple diffusiophoresis of a porous sphere with a radially symmetric potential $\mathcal{U}(r)$ (see Fig. 2-d) and give similar analytic results. The porosity of the sphere is accounted for by allowing flow inside the sphere with a given permeability.

2.2. Phoretic velocity

We summarize briefly the analytic results for the phoretic velocity in the various cases considered. Results are reported in Table 1.

Diffusiophoresis under gradients of a neutral solute. For any radially symmetric potential $\mathcal{U}(r)$, one may compute an exact solution of (2.1) for the velocity profile by extending textbook techniques for the Stokes problem in Happel & Brenner (2012) (see also Ohshima *et al.* (1983) for a related calculation in the context of electrophoresis). It can be demonstrated that the solution for $\mathbf{v}(\mathbf{r})$ involves a Stokeslet as a leading term,

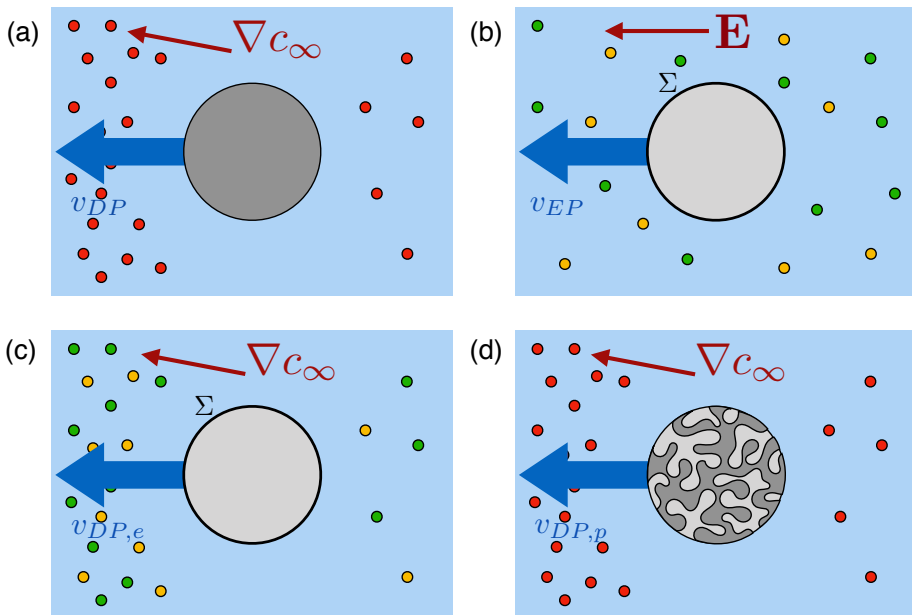


Figure 2: **Geometries considered in this paper:** (a) diffusiophoresis under neutral solute gradients: a spherical particle moving in a (uncharged) solute gradient. (b) electrophoresis: a spherical particle with surface charge Σ moving in an electric field in a uniform electrolyte. (c) diffusiophoresis under ionic concentration gradients : a spherical particle with surface charge Σ moving in an electrolyte gradient. (d) diffusiophoresis of a porous particle: a porous spherical particle moving in an uncharged solute gradient.

which allows to calculate the force along the axis of the gradient as the prefactor of the Stokeslet term ($v \sim F/r$). This allows to deduce the global force on the particle as

$$F = 6\pi R\eta v_{DP} - 2\pi R^2 \int_R^\infty c_0(r)(-\partial_r \mathcal{U})(r) \times \varphi(r) dr \quad (2.4)$$

with $\varphi(r) = \frac{r}{R} - \frac{R}{3r} - \frac{2}{3} \left(\frac{r}{R}\right)^2$ a dimensionless function, the factor $\frac{2}{3}$ originating from the angular average, and the function $c_0(r)$ is such that the concentration profile writes $c(r, \theta) = c_0 + c_0(r) \cos \theta$. Eq. (2.4) decomposes as the sum of the classic Stokes friction force on the sphere and a balancing force of osmotic origin, taking its root in the interaction \mathcal{U} of the solute with the particle. The steady-state diffusiophoretic velocity results from the force-free condition, $F = 0$, and therefore writes

$$v_{DP} = \frac{2\pi R^2}{6\pi\eta R} \int_R^\infty c_0(r)(-\partial_r \mathcal{U})(r) \times \varphi(r) dr \quad (2.5)$$

Remembering that $c_0(r) \propto R\nabla c_\infty$, this equation generalizes Eq. (1.2) obtained in the thin layer limit. Note that (2.5) is very similar to Eq. (2.7) in Brady (2011), with the r -dependent term $2\pi R^2 \times \varphi(r)$ replaced in Brady (2011) by the prefactor $L(R)$. However the integrated "osmotic push" is weighted here by the local factor $\varphi(r)$ (in contrast to Brady (2011)) and this detail actually changes the whole scaling for the mobility.

Diffusiophoresis of colloids <i>neutral solutes</i> <i>with soft interaction potential $\mathcal{U}(r)$</i>	$v_{DP} = \frac{R}{3\eta} \int_R^\infty \frac{c(r, \theta) - c_0}{\cos \theta} (-\partial_r \mathcal{U}) \varphi(r) dr$ with $\varphi(r) = \frac{r}{R} - \frac{R}{3r} - \frac{2r^2}{3R^2}$
<i>with the thin layer approximation*</i>	$v_{DP, \lambda} = \nabla c_\infty \frac{k_B T}{\eta} \int_0^\infty \left(e^{-\beta \mathcal{U}(z)} - 1 \right) z dz$
Generalized formulation <i>see Sec. 4</i>	$v_P = \frac{R}{3\eta} \int_R^\infty \left(\sum_{\text{species } i} \partial_r \rho_{0,i} \times \tilde{\mu}_i \right) \varphi(r) dr$ with $\varphi(r) = \frac{r}{R} - \frac{R}{3r} - \frac{2r^2}{3R^2}$
Diffusiophoresis of porous colloid <i>neutral solutes</i> <i>with soft interaction potential $\mathcal{U}(r)$</i>	$v_{DP,p} = \frac{R}{3\eta} \int_0^\infty \frac{c(r, \theta) - c_0}{\cos \theta} (-\partial_r \mathcal{U}) \Phi(r) dr$ with $\Phi(r)$ defined in Eq. (5.18)

Table 1: Main results for the phoretic velocity of plain and porous colloidal particles. Here $\tilde{\mu}_i$ is field which is the perturbation to the chemical potential of species i under the applied field, *i.e.* $\tilde{\mu}_i \propto \nabla \mu_\infty$ the applied electro-chemical gradient at infinity; $\rho_{0,i}$ is the concentration profile of specie i in equilibrium. *Note that this result is similar to the diffusio-osmotic velocity over a plane surface reported in Anderson & Prieve (1991).

Generalized formula for phoresis under electro-chemical gradients. It is possible to generalize the previous results to charged species under an electro-chemical potential gradient. The general expression for the diffusiophoretic velocity is written in terms of the electro-chemical potential μ_i (where i stands for each solute specie i). One may separate the electro-chemical potential as $\mu_i = \mu_{0,i} + \tilde{\mu}_i$, where $\mu_{0,i}$ is the equilibrium chemical potential and $\tilde{\mu}_i$ the perturbation due to an external field, so that $\tilde{\mu}_i \propto \nabla \mu_\infty$, the applied electro-chemical potential gradient at infinity. The derivation assumes a weak perturbation, $\tilde{\mu}_i \ll \mu_{0,i}$. This leads to an expression of the generalized expression for the diffusiophoretic velocity in a compact form

$$v_P = \frac{R}{3\eta} \int_R^\infty \left(\sum_{\text{species } i} \partial_r \rho_{0,i} \times \tilde{\mu}_i \right) \varphi(r) dr \quad (2.6)$$

where $\rho_{0,i}$ is the concentration profile at equilibrium. Details of the calculations are reported in Sec. 4.

Diffusiophoresis of a porous sphere. It is possible to extend the derivation to the case of a porous colloid. This may be considered as a coarse-grained model for a polymer. We assume in this case that the solute is neutral and interacts with the sphere via a radially symmetric potential \mathcal{U} . In that case the Stokes equation (2.1) is extended inside the porous sphere with the addition of a Darcy term:

$$\eta \nabla^2 \mathbf{v} - \frac{\eta}{\kappa} \mathbf{v} - \nabla p + c(\mathbf{r})(-\nabla \mathcal{U}) = 0 \quad (2.7)$$

where κ , expressed in units of a length squared, is the permeability of the sphere. The

expression for the diffusiophoretic velocity can be calculated explicitly, with an expression formally similar to the diffusiophoretic velocity,

$$v_{DP,p} = \frac{R}{3\eta} \int_0^\infty \frac{c(r, \theta) - c_0}{\cos \theta} (-\partial_r \mathcal{U}) \Phi(r) dr \quad (2.8)$$

where the details of the porous nature of the colloid are accounted for in the weight $\Phi(r)$, as reported in Eq. (5.18). The latter is a complex function of $k_\kappa R$, where $k_\kappa = 1/\sqrt{\kappa}$ is the inverse screening length associated with the permeability of the colloid, with radius R . Details of the calculations are reported in Sec. 5.

2.3. Local force balance on the surface

Beyond the diffusiophoretic velocity, the theoretical framework also allows to compute the global and local forces on the particle. Writing the local force balance at the particle surface, we find in general that the particle withstands a local force that does not vanish for diffusiophoresis. The local force $d\mathbf{f}$ on an element of surface dS of a phoretic particle can be written generally as

$$d\mathbf{f} = \left(-p_0 + \frac{2}{3} \pi_s \cos \theta \right) dS \mathbf{e}_r + \left(\frac{1}{3} \pi_s \sin \theta \right) dS \mathbf{e}_\theta \quad (2.9)$$

where the local force is fully characterized by a force per unit area - or pressure - π_s . In this expression p_0 is the bulk hydrostatic pressure and \mathbf{e}_r and \mathbf{e}_θ are the unit vectors in the spherical coordinate system centered on the sphere. We report the value of π_s in the table below for the various cases considered, see Table 2. While the surface force is found to be non-vanishing for all diffusiophoretic transport, our calculations show that $\pi_s \equiv 0$ for electrophoretic driving: a local force balance is predicted for electrophoresis in agreement with the argument of in Long *et al.* (1996) (see the details in Sec. 4).

Let us report more specifically the results for the local force in the different cqses.

Local force for diffusiophoresis with neutral solutes - For solutes interacting with the colloid via a soft interaction potential $\mathcal{U}(r)$, one finds that the surface force takes the form

$$\pi_s = \int_R^\infty c_0(r) (-\partial_r \mathcal{U})(r) \psi(r) dr \quad (2.10)$$

where $\psi(r) = \frac{R}{r} - \frac{r^2}{R^2}$ is a geometrical factor. As we demonstrate in the following sections, in the case of a thin double layer, the local force reduces to a simple and transparent expression:

$$\pi_s \simeq \frac{9}{2} k_B T L_s \nabla c_\infty \quad (2.11)$$

where $L_s = \int_R^\infty (e^{-\beta \mathcal{U}(z)} - 1) dz$ has the dimension of a length and quantifies the excess adsorption on the interface.

Local force for phoresis under small electro-chemical gradients - As for the velocity, it is possible to generalize the previous results to the case of a general, small, electro-chemical driving. In the case of a thin diffuse layer, the result for π_s takes the generic form

$$\pi_s = \int_R^\infty \left(\sum_{\text{species } i} \partial_r \rho_{0,i} \times \tilde{\mu}_i \right) \psi(r) dr \quad (2.12)$$

with $\psi(r) = \frac{R}{r} - \frac{r^2}{R^2}$ and we recall that $\tilde{\mu}_i \propto \nabla \mu_\infty$ the gradient of the electro-chemical potential far from the colloid. This result applies to both diffusio- and electro- phoresis.

As reported in the Table 2, the local force is non-vanishing for diffusiophoresis but for electrophoresis one predicts $\pi_s \equiv 0$.

Diffusiophoresis of colloids <i>neutral solutes</i> <i>with soft interaction potential $\mathcal{U}(r)$</i>	$\pi_s = \int_R^{+\infty} \frac{c(r, \theta) - c_0}{\cos \theta} \partial_r(-\mathcal{U}) \psi(r) dr$ with $\psi(r) = \frac{R}{r} - \frac{r^2}{R^2}$
<i>thin layer approximation</i>	$\pi_s = \frac{9}{2} L_s k_B T \nabla c_\infty$ with $L_s = \int_0^\infty (e^{-\beta \mathcal{U}(z)} - 1) dz$
Generalized formulation <i>thin layer approximation</i> <i>see Sec. 4</i>	$\pi_s = \int_R^\infty \left(\sum_{\text{species } i} \partial_r \rho_{0,i} \times \tilde{\mu}_i \right) \psi(r) dr$ with $\psi(r) = \frac{R}{r} - \frac{r^2}{R^2}$
<i>Electrophoresis</i>	$\pi_s = 0$
<i>Diffusiophoresis</i> <i>charged colloid with surface charge Σ</i> <i>(thin Debye layer limit)</i>	$\pi_s = \frac{9 D u^2}{4} k_B T \lambda_D \nabla c_\infty$ $D u = \Sigma / e \lambda_D c_0$
Diffusiophoresis of a porous colloid <i>neutral solutes</i> <i>with soft interaction potential $\mathcal{U}(r)$</i>	$\pi_s = \int_R^{+\infty} \frac{c(r, \theta) - c_0}{\cos \theta} \partial_r(-\mathcal{U}) \Psi(r) dr$ with $\Psi(r)$ defined in Eq. (5.24)

Table 2: Main results for the local surface force on plain and porous colloidal particles undergoing phoretic transport. Here $\tilde{\mu}_i$ is the perturbation to the chemical potential of species i and $\rho_{0,i}$ its concentration profile in equilibrium. Note that λ_D is the Debye length ($\lambda_D^{-2} = \frac{e^2 c_0}{\epsilon k_B T}$) and $Du = \Sigma / e \lambda_D c_0$ is a Dukhin number.

Local force for diffusiophoresis of a porous particle – Finally for a porous colloid undergoing diffusiophoresis, the local force is a function of the permeability and the diffusion coefficient of the solute inside and outside the colloid, say D_1 and D_2 . The general formula writes as

$$\pi_s = \int_R^{+\infty} \frac{c(r, \theta) - c_0}{\cos \theta} \partial_r(-\mathcal{U}) \Psi(r) dr \quad (2.13)$$

where the expression for the function $\Psi(r)$ is given in Eq. (5.24). This is a quite cumbersome expression in general, but in the thin diffuse layer limit, and small permeability κ of the colloid, the local force takes a simple form

$$\pi_s(\kappa \rightarrow 0) = \pi_s(\kappa = 0) \times \frac{D_2}{D_2 + D_1/2} \left(1 - \frac{2}{k_\kappa R} \right) \quad (2.14)$$

where $\pi_s(\kappa = 0) = \frac{9}{2} L_s k_B T \nabla c_\infty$; $k_\kappa = 1/\sqrt{\kappa}$ is the inverse screening length associated with the Darcy flow inside the porous colloid, and R is the particle radius.

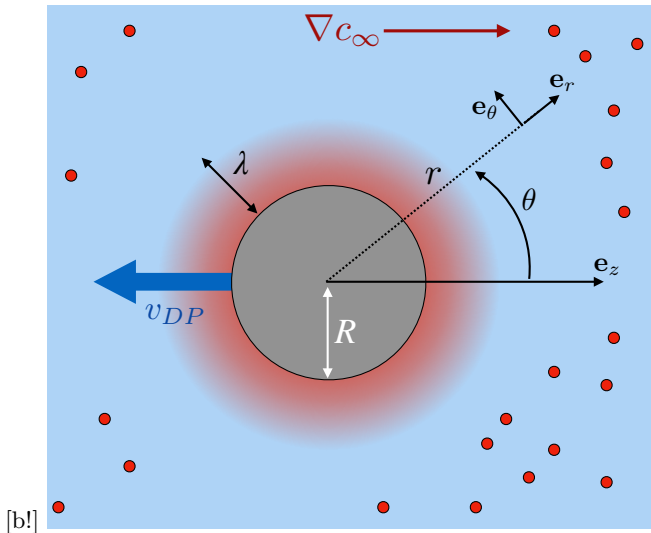


Figure 3: **Schematic of the coordinate system for the diffusiophoretic sphere.** The sphere interacts with the solute via a potential $\mathcal{U}(r)$ over a range λ .

In the next sections we detail the calculations leading to the results in Tables 1 and 2.

3. Diffusiophoresis of a colloid under a gradient of neutral solute

We focus first on diffusiophoresis of an impermeable particle, see Fig. 2-a, under a concentration gradient of neutral solute. The solute interacts with the particle via a soft interaction potential $\mathcal{U}(r)$ which only depends on the radial coordinate r (with the origin at the sphere center). In order to simplify the calculations we will consider that the interaction potential is non-zero only over a finite range, from the surface of the sphere $r = R$ to some boundary layer $r = R + \lambda$: the range λ is finite but not necessarily small as compared to R , see Fig. 3. One may take $\lambda \rightarrow \infty$ at the end of the calculation.

In the far field, the solute concentration obeys $\nabla c|_{r \rightarrow \infty} = \nabla c_\infty \mathbf{e}_z$. The geometry is axisymmetric and in spherical coordinates, one may write $c(r \rightarrow \infty, \theta) = c_0 + \nabla c_\infty r \cos \theta$. Considering the boundary conditions for the concentration and the symmetry of the potential \mathcal{U} , one expects that the concentration can be written as $c(r, \theta) = c_0 + R \nabla c_\infty \times f(r) \cos \theta$ where $f(r)$ is a radial and dimensionless function, which remains to be calculated.

Note that in the following we neglect convection of the solute within the interfacial region, which may modify the steady-state concentration field of the solute around the particle. However such an assumption is generally valid because the Péclet number built on the diffuse layer is expected to be small. Our results could however be extended to include this effect on the mobility as a function of a (properly defined) Péclet number, as introduced in Anderson & Prieve (1991); Ajdari & Bocquet (2006); Sabass & Seifert (2012); Michelin & Lauga (2014). Similarly the effect of hydrodynamic fluid slippage at the particle surface may be taken into account, in line with the description in (Ajdari & Bocquet 2006).

3.1. Flow profile

3.1.1. Constitutive equations for the flow profile

The flow profile around the sphere is incompressible $\text{div}(\vec{v}) = 0$ and obeys Stoke's equation, Eq. (2.1). The projection of the Stokes equation along the unit vectors e_r and e_θ gives

$$\begin{cases} \eta \left(\Delta v_r - \frac{2v_r}{r^2} - 2\frac{v_\theta \cos \theta}{r^2 \sin \theta} - \frac{2}{r^2} \frac{\partial v_\theta}{\partial \theta} \right) = \partial_r p - c(r, \theta) \partial_r(-\mathcal{U}) \\ \eta \left(\Delta v_\theta - \frac{v_\theta}{r^2 \sin^2 \theta} + \frac{2}{r^2} \frac{\partial v_r}{\partial \theta} \right) = \frac{1}{r} \partial_\theta p \end{cases} \quad (3.1)$$

The boundary conditions for the flow are (i) the prescribed diffusio-phoretic flow far from the sphere, and (ii) impermeability and no slip condition on the particle surface:

$$\begin{cases} v_r(r \rightarrow \infty, \theta) = -v_{DP} \cos \theta \text{ and } v_\theta(r \rightarrow \infty, \theta) = v_{DP} \sin \theta \\ v_r(r = R, \theta) = 0 \text{ and } v_\theta(r = R, \theta) = 0 \end{cases} \quad (3.2)$$

3.1.2. Solution for the flow profile

We define a potential field ψ such that

$$v_r = \frac{1}{r^2 \sin \theta} \partial_\theta \psi \text{ and } v_\theta = -\frac{1}{r \sin \theta} \partial_r \psi \quad (3.3)$$

so that the incompressibility condition $\text{div}(\vec{v}) = 0$ is accordingly verified. We can rewrite the Stokes equations using the operator $E^2 = \frac{\partial^2}{\partial r^2} + \frac{\sin \theta}{r^2} \frac{\partial}{\partial \theta} \left(\frac{1}{\sin \theta} \frac{\partial}{\partial \theta} \right)$ as

$$\begin{cases} \frac{\eta}{r^2 \sin \theta} \partial_\theta [E^2 \psi] = \partial_r p - c(r, \theta) \partial_r(-\mathcal{U}) \\ \frac{-\eta}{r \sin \theta} \partial_r [E^2 \psi] = \frac{1}{r} \partial_\theta p. \end{cases} \quad (3.4)$$

Adding up derivatives of the above formula allows to cancel the pressure contribution and obtain the simple equation for the potential field

$$\eta E^4 \psi = -\sin \theta \frac{\partial c(r, \theta)}{\partial \theta} \partial_r(-\mathcal{U}) \quad (3.5)$$

Using the general expression for $c(r, \theta)$, one obtains

$$\eta E^4 \psi = \sin^2 \theta R \nabla c_\infty f(r) \partial_r(-\mathcal{U}) \quad (3.6)$$

We may therefore look for ψ as $\psi = F(r) \sin^2 \theta$ and we note that $E^2 \psi = \tilde{E}^2 F(r) \sin^2 \theta$ where $\tilde{E}^2 = \frac{\partial^2}{\partial r^2} - \frac{2}{r^2}$ so that

$$\tilde{E}^4 F(r) = \frac{\nabla c_\infty R}{\eta} f(r) \partial_r(-\mathcal{U}) \quad (3.7)$$

We introduce $\tilde{f}(r) = \frac{\nabla c_\infty R}{\eta} f(r) \partial_r(-\mathcal{U})$. Like the potential $\mathcal{U}(r)$, $\tilde{f}(r)$ is a compact function that is non-zero only over the interval $[R; R + \lambda]$. The general solution of this equation is

$$\begin{aligned} F(r) = & \frac{A}{r} + Br + r^2 C + Dr^4 - \frac{1}{r} \int_R^r \frac{\tilde{f}(x) x^4}{30} dx + r \int_R^r \frac{\tilde{f}(x) x^2}{6} dx \\ & - r^2 \int_R^r \frac{\tilde{f}(x) x}{6} dx + r^4 \int_R^r \frac{\tilde{f}(x)}{30x} dx \end{aligned} \quad (3.8)$$

where A, B, C and D are integration constants to be determined by the boundary conditions. Note that the integrals do not diverge since \tilde{f} is defined on a compact interval. The condition that the flow has to be finite far from the sphere $r \rightarrow \infty$ yields immediately

$$D = - \int_R^{R+\lambda} \frac{\tilde{f}(x)}{30x} dx \quad \text{and} \quad C = \int_R^{R+\lambda} \frac{\tilde{f}(x)x}{6} dx - \frac{v_{DP}}{2} \quad (3.9)$$

Impermeability and no slip boundary conditions are equivalent to $F(R) = F'(R) = 0$. This gives the values of A and B and the flow is now fully specified as

$$\begin{aligned} F(r) &= \frac{A}{r} + Br - \frac{r^2}{2}v_{DO} + \int_R^r \tilde{f}(x) \left(\frac{rx^2}{6} - \frac{x^4}{30r} \right) dx + \int_{R+\lambda}^r \tilde{f}(x) \left(\frac{r^4}{30x} - r^2 \frac{x}{6} \right) dx \\ \text{with } A &= -\frac{R^3}{4}v_{DO} + \int_R^{R+\lambda} \tilde{f}(x) \left(\frac{R^3x}{12} - \frac{R^5}{20x} \right) dx \\ \text{and } B &= \frac{3R}{4}v_{DO} + \int_R^{R+\lambda} \tilde{f}(x) \left(\frac{R^3}{12x} - \frac{Rx}{4} \right) dx \end{aligned} \quad (3.10)$$

This provides an explicit expression for the flow profile as

$$\begin{cases} v_r &= \sin \theta \left(2\frac{\tilde{B}(r)}{r} + \frac{2\tilde{A}(r)}{r^3} + 2\tilde{C}(r) + 2\tilde{D}(r)r^2 \right) \\ v_\theta &= \cos \theta \left(-\frac{\tilde{B}(r)}{r} + \frac{\tilde{A}(r)}{r^3} - 2\tilde{C}(r) - 4\tilde{D}(r)r \right) \end{cases} \quad (3.11)$$

Analytical expressions can be obtained for all coefficients but we report here only the expression for \tilde{B} :

$$\tilde{B}(r) = B + \int_R^r \frac{1}{6} \tilde{f}(x)x^2 dx \quad (3.12)$$

This is the coefficient in front of the Stokeslet term, scaling as $1/r$, hence directly related to the force acting on the particle. As we discuss below, the diffusiophoretic velocity is deduced from the force-free condition, which amounts to writing $\tilde{B}(r \rightarrow \infty) = 0$.

3.2. Forces on the sphere

3.2.1. Pressure field and hydrodynamic force

The pressure field p can be computed from its full derivative

$$dp = \partial_r p dr + \partial_\theta p d\theta. \quad (3.13)$$

Using Eqs. (3.4) and (3.5) we can integrate the pressure field and find

$$p = p_0 + \eta \cos \theta \partial_r [\tilde{E}^2 F(r)] \quad (3.14)$$

The components of the hydrodynamic stress can be written as

$$\begin{cases} \sigma_{rr} &= -p + 2\eta \frac{\partial v_r}{\partial r} \\ \sigma_{r\theta} &= \eta \left(\frac{1}{r} \frac{\partial v_r}{\partial \theta} + \frac{\partial v_\theta}{\partial r} - \frac{v_\theta}{r} \right) \end{cases} \quad (3.15)$$

This leads to the expression of the normal and tangential hydrodynamic forces as

$$\frac{df_r^{\text{hydro}}}{dS} = \sigma_{rr}|_{r=R} = -p_0 - \eta \cos \theta \partial_{rrr} F(r)|_{r=R} \quad (3.16)$$

and

$$\frac{df_\theta^{\text{hydro}}}{dS} = \sigma_{r\theta}|_{r=R} = -\eta \frac{\sin \theta}{R} \partial_{rr} F(r)|_{r=R} \quad (3.17)$$

where we took into account that derivatives in F at order 0 and 1 cancel at the sphere surface.

3.2.2. Force from solute interaction

In the force balance, we have also to take into account the force exerted directly by the solute on the sphere via the interaction potential \mathcal{U} . Because of the symmetry properties of \mathcal{U} , this force has only a normal contribution. For a given unit spherical volume $d\tau = r^2 \sin\theta d\varphi d\theta dr$, this osmotic force writes

$$df_r^{\text{osm},(\tau)} = -\eta \tilde{f}(r) \cos\theta \times d\tau. \quad (3.18)$$

and the total osmotic force acting on a unit surface $dS = R^2 \sin\theta d\theta d\varphi$ on the sphere is deduced as

$$df_r^{\text{osm}} = -dS \times \eta \int_R^{R+\lambda} \tilde{f}(r) \frac{r^2}{R^2} dr \cos\theta. \quad (3.19)$$

3.2.3. Total force on the sphere and diffusiophoretic velocity

The total force acting on the fluid is along the z axis (the contribution on the perpendicular axis vanishes by symmetry) and takes the expression

$$F_z = \int_{\theta=0}^{\pi} \int_{\varphi=0}^{2\pi} \left(df_r^{\text{hydro}} \cos\theta - df_{\theta}^{\text{hydro}} \sin\theta + df_r^{\text{osm}} \cos\theta \right) \quad (3.20)$$

This can be rewritten as

$$\begin{aligned} F_z &= -8\pi\eta \tilde{B}(R + \lambda) \\ &= -6\pi R\eta v_{DP} + 2\pi R^2\eta \int_R^{R+\lambda} \tilde{f}(r) \left(\frac{r}{R} - \frac{R}{3r} - \frac{2r^2}{3R^2} \right) dr \end{aligned} \quad (3.21)$$

Requiring that the total force on the sphere vanishes, $F_z = 0$, we then obtain

$$v_{DP} = \frac{R}{3} \int_R^{R+\lambda} \tilde{f}(x) \left(\frac{x}{R} - \frac{R}{3x} - \frac{2x^2}{3R^2} \right) dx \quad (3.22)$$

Inserting the detailed expression of \tilde{f} , one gets

$$v_{DP} = \frac{R}{3\eta} \int_R^{R+\lambda} \frac{c(r, \theta) - c_0}{\cos\theta} \partial_r(-\mathcal{U}) \left(\frac{r}{R} - \frac{R}{3r} - \frac{2r^2}{3R^2} \right) dr \quad (3.23)$$

Limiting expressions for a thin diffuse layer – We now come back to the thin diffuse layer regime where $\lambda \ll R$, which is the regime of interfacial flows. We need to prescribe the solute concentration profile $c(r, \theta)$ to calculate the diffusiophoretic velocity in Eq. (3.23). In the absence of external potential, the concentration verifies

$$\begin{cases} \Delta c = 0 \\ c(r \rightarrow \infty) = c_0 + \nabla c_{\infty} r \cos\theta \\ \nabla c(r = R) = 0 \end{cases} \quad (3.24)$$

and searching for a solution respecting the symmetry of the boundary conditions as $c(r, \theta) = c_0 + \nabla c_{\infty} R f(r) \cos\theta$, one finds

$$c(r, \theta) = c_0 + R \nabla c_{\infty} \cos\theta \left[\frac{1}{2} \left(\frac{R}{r} \right)^2 + \frac{r}{R} \right] \quad (3.25)$$

Now, in the presence of the external field $\mathcal{U}(r)$, one may simply extend the previous result by correcting the concentration profile by the Boltzmann weight as

$$c(r, \theta) \simeq c_0 + R \nabla c_\infty \cos \theta \left[\frac{1}{2} \left(\frac{R}{r} \right)^2 + \frac{r}{R} \right] \exp \left(-\frac{\mathcal{U}}{k_B T} \right) \quad (3.26)$$

which is a proper approximation in the regime of a small diffuse layer, valid both close to and far from the particle. In the limit where $\lambda \ll R$, one obtains $c(R+x, \theta) = c_0 + \frac{3}{2} R \nabla c_\infty (1 + \frac{x^2}{R^2}) \cos \theta \exp \left(-\frac{\mathcal{U}}{k_B T} \right) + o(x^2)$ and this allows to simplify the diffusiophoretic velocity as

$$v_{DP} \simeq \frac{R^2 \nabla c_\infty}{2\eta} \int_0^\lambda \left(1 + \frac{x^2}{R^2} + o(x^2) \right) \exp \left(-\frac{\mathcal{U}}{k_B T} \right) \partial_x (-\mathcal{U}) \left(-\frac{x^2}{R^2} + o(x^2) \right) dx \quad (3.27)$$

yielding

$$v_{DP} = \nabla c_\infty \frac{k_B T}{\eta} \int_0^\lambda \left(e^{-\beta \mathcal{U}(x)} - 1 \right) x dx \quad (3.28)$$

With a similar reasoning one may also obtain

$$F_z = 6\pi\eta R (v_{DP} - v_{slip}) = 6\pi\eta R v_{DP} - 6\pi R k_B T \nabla c_\infty \int_0^\lambda \left(e^{-\beta \mathcal{U}(x)} - 1 \right) x dx \quad (3.29)$$

where v_{slip} defines the osmotic contribution. Note that in the previous expressions, the upper limit λ can now safely be put to infinity: $\lambda \rightarrow \infty$.

3.2.4. Local force on the diffusiophoretic particle

From Eqs. (3.16)-(3.19), the total radial and tangential components of the local force on a surface element $dS = R^2 \sin \theta d\theta d\varphi$ are

$$df_r = -p_0 dS - dS \eta \left(+\frac{3}{2R} v_{DP} - \int_R^{R+\lambda} \tilde{f}(x) \left(\frac{x}{2R} + \frac{R}{2x} - \frac{x^2}{R^2} \right) dx \right) \cos \theta \quad (3.30)$$

and

$$df_\theta = dS \eta \left(\frac{3}{2R} v_{DP} - \int_R^{R+\lambda} \tilde{f}(x) \left(\frac{x}{2R} - \frac{R}{2x} \right) dx \right) \sin \theta. \quad (3.31)$$

We can express v_{DP} using Eq. (3.22) and this allows to write the local force in the compact form

$$\begin{cases} df_r = -p_0 dS + \frac{2}{3} \pi_s dS \cos \theta \\ df_\theta = +\frac{1}{3} \pi_s dS \sin \theta \end{cases} \quad (3.32)$$

where the local force is fully characterized by the pressure term

$$\pi_s = \eta \int_R^{R+\lambda} \tilde{f}(r) \left(\frac{R}{r} - \frac{r^2}{R^2} \right) dr \quad (3.33)$$

It is interesting to express this pressure in the thin layer approximation:

$$\pi_s = -\frac{3}{2} R \nabla c_\infty \int_0^\lambda \left(1 + \frac{x^2}{R^2} + o(x^2) \right) \exp \left(-\frac{\mathcal{U}}{k_B T} \right) \partial_x (-\mathcal{U}) \left(3 \frac{x}{R} + o(x^2) \right) dx \quad (3.34)$$

and we finally obtain the local force as

$$\begin{cases} df_r &= -p_0 dS + 3L_s k_B T \nabla c_\infty \cos \theta dS \\ df_\theta &= +\frac{3}{2} L_s k_B T \nabla c_\infty \sin \theta dS \end{cases} \quad (3.35)$$

where

$$L_s = \int_0^\lambda \left(e^{-\beta \mathcal{U}(x)} - 1 \right) dx \quad (3.36)$$

is a characteristic length scale of the interaction. We find in particular that $\Delta \Pi = L_s k_B T \nabla c_\infty$ is the relevant osmotic pressure, indicating that the relevant extension of the osmotic drop is the potential range L_s , and not the radius of the sphere R as one may naively guess.

4. Phoresis under electro-chemical gradients: general result and applications

We generalize these calculations to the phoretic motion of a sphere under a gradient of electro-chemical potential.

4.1. Assumptions and variables

The main working assumption here is that the perturbation to the electro-chemical potential μ is small, so that we may write

$$\begin{aligned} \mu_i(r, \theta) &= k_B T \ln(\rho_i) + V_i(r, \theta) \equiv \mu_{0,i}(r) + \tilde{\mu}_i(r, \theta) \\ \rho_i &= \rho_{i,0}(r) + \tilde{\rho}_i(r, \theta) \\ V_i &= V_{0,i}(r) + \tilde{V}_i(r, \theta) \end{aligned} \quad (4.1)$$

where i is the index of the solute specie, ρ_i is the concentration of that specie, V_i is the general potential acting on the specie (typically $V_i = q_i V_e + \mathcal{U}$ where V_e is the electric potential, q_i the charge of the specie, and \mathcal{U} a neutral interaction potential). All quantities denoted as y_0 and \tilde{y} correspond respectively to the equilibrium quantity and the perturbation under the applied field. In particular $\tilde{\mu}_i = k_B T \frac{\tilde{\rho}_i}{\rho_{0,i}} + \tilde{V}_i$. Equilibrium quantities only depend on the radial coordinate r for symmetry reasons.

At equilibrium we have radial chemical equilibrium $\partial_r \mu_{0,i} = 0$ and therefore

$$\rho_{0,i}(r) = c_0 \exp\left(-\frac{V_{0,i}(r)}{k_B T}\right) \quad (4.2)$$

Additionally, Poisson's equation and the relevant electric boundary conditions allow to determine completely ρ_0 and V_0 .

In the presence of a small external field, we have the following linearized equation for the flux of specie i

$$\nabla \cdot \left(\frac{D_i}{k_B T} \tilde{\rho}_i (\nabla V_0) + \frac{D_i}{k_B T} \rho_{0,i} (\nabla \tilde{V}_i) + D_i \nabla \tilde{\rho}_i \right) = 0 \quad (4.3)$$

where D_i is the diffusion coefficient of specie i . Since $\nabla V_{i,0} = -k_B T \nabla \rho_{0,i} / \rho_{0,i}$ we may simplify the first equation to

$$\nabla \cdot \left(-D_i \tilde{\rho}_i \nabla \rho_{0,i} / \rho_{0,i} + \frac{D_i}{k_B T} \rho_{0,i} (\nabla \tilde{V}_i) + D_i \nabla \tilde{\rho}_i \right) = 0 \quad (4.4)$$

which simplifies to

$$\nabla (\rho_{0,i} \nabla \tilde{\mu}_i) = 0 \quad (4.5)$$

The applied field far from the particle surface is written in terms of a concentration or electric potential gradient, and $\tilde{\mu}_i \propto \nabla \mu_\infty$ the applied gradient of the electro-chemical potential. Due to the symmetry, one expects all perturbations to write as $\tilde{f}(r, \theta) = \tilde{f}(r) \cos \theta$ and the r dependence of the perturbation $\tilde{\mu}_i$ thus obeys the equation

$$\frac{1}{r^2} \frac{\partial}{\partial r} \left(r^2 \rho_{0,i} \frac{\partial \tilde{\mu}_i}{\partial r} \right) - \frac{2}{r^2} \tilde{\mu}_i(r) \rho_{0,i} = 0 \quad (4.6)$$

4.2. Flow profile

Going to the flow profile, the projection of the Stokes equation along the unit vectors \mathbf{e}_r and \mathbf{e}_θ leads to (following the same steps as in the previous section)

$$\begin{cases} \frac{\eta}{r^2 \sin \theta} \partial_\theta [E^2 \psi] &= \partial_r p - \sum_i \rho_i \partial_r (-V_i) \\ \frac{-\eta}{r \sin \theta} \partial_r [E^2 \psi] &= \frac{1}{r} \partial_\theta p - \sum_i \rho_i \frac{\partial_\theta (-V_i)}{r} \end{cases} \quad (4.7)$$

From then on, and in order to simplify notations, we drop the sign corresponding to the sum over all particles. We obtain to first order in the applied field

$$\begin{aligned} \frac{\eta}{r^2 \sin \theta} \partial_\theta [E^2 \psi] &= \partial_r p - \rho_{0,i}(r) \partial_r (-V_{0,i}) \\ &\quad - \tilde{\rho}_i \partial_r (-V_{0,i}) \cos \theta - \rho_{0,i}(r) \partial_r (-\tilde{V}_i) \cos \theta \\ \frac{-\eta}{r \sin \theta} \partial_r [E^2 \psi] &= \frac{1}{r} \partial_\theta p + \rho_{0,i} \frac{(-\tilde{V}_i)}{r} \sin \theta \end{aligned} \quad (4.8)$$

Using the equilibrium distribution $-\partial_r V_{0,i} = k_B T \frac{\partial_r \rho_{0,i}}{\rho_{0,i}}$, one gets

$$\begin{aligned} \frac{\eta}{r^2 \sin \theta} \partial_\theta [E^2 \psi] &= \partial_r p - k_B T \partial_r \rho_{0,i}(r) \\ &\quad - \tilde{\rho}_i k_B T \frac{\partial_r \rho_{0,i}}{\rho_{0,i}} \cos \theta - \rho_{0,i}(r) \partial_r (-\tilde{V}_i) \cos \theta \\ \frac{-\eta}{r \sin \theta} \partial_r [E^2 \psi] &= \frac{1}{r} \partial_\theta p + \rho_{0,i} \frac{(-\tilde{V}_i)}{r} \sin \theta \end{aligned} \quad (4.9)$$

Introducing $p' = p - k_B T \rho_{0,i} + \tilde{V}_i \rho_{0,i} \cos \theta$, one gets the compact formula

$$\begin{aligned} \frac{\eta}{r^2 \sin \theta} \partial_\theta [E^2 \psi] &= \partial_r p' - \tilde{\mu}_i(r) \partial_r \rho_{0,i} \cos \theta \\ \frac{-\eta}{r \sin \theta} \partial_r [E^2 \psi] &= \frac{1}{r} \partial_\theta p' \end{aligned} \quad (4.10)$$

Eq. (4.10) has the exact same symmetries as Eq. (3.4), here with $\tilde{f}(r) = \frac{1}{\eta} \tilde{\mu}_i(r) \partial_r \rho_{0,i}$. The flow profile therefore can be written as in Eq. (3.11) and the pressure field is written similarly as in Eq. (3.14)

$$p = p_0 + k_B T \rho_{0,i} - \tilde{V}_i \rho_{0,i} \cos \theta + \eta \cos \theta \partial_r [\tilde{E}^2 F(r)]. \quad (4.11)$$

4.3. Phoretic velocity

To simplify things, we consider first that there is no neutral potential. This contribution is easily added considering the previous section. To infer the phoretic velocity, we need to use the fact that the flow is force-less. For that, it is simple to write the total force

acting on a large sphere of fluid say of radius $R_s \gg R + \lambda$ along the z axis. The local hydrodynamic stresses write

$$\begin{aligned} \frac{df_r^{hydro}}{dS}(R_s) &= -p_0 - k_B T \rho_{0,i} + \tilde{V}_i \rho_{0,i} \cos \theta \\ &+ \frac{3}{2} \frac{\eta}{R_s^2} \left(-3Rv_P + R^2 \int_R^{R+\lambda} \tilde{f}(r) \left(\frac{r}{R} - \frac{R}{3r} - \frac{2r^2}{3R^2} \right) dr \right) \cos \theta \end{aligned} \quad (4.12)$$

and

$$\frac{df_\theta^{hydro}}{dS}(R_s) = 0 \quad (4.13)$$

and we note that $\tilde{V}_i \rho_{0,i}(R_s) = +q_+ \tilde{V} \rho_{0,+}(R_s) + q_- \tilde{V} \rho_{0,-}(R_s) = 0$ since the solution is uncharged far from the sphere. Also since the large sphere of radius R_s is globally uncharged, the total force on the z axis on this large sphere is therefore only the integral of the hydrodynamic stresses. Taking the condition that the flow is force-less we find a similar formula as in Eq. (3.23)

$$v_P = \frac{R}{3\eta} \int_R^{R+\lambda} \tilde{\mu}_i(r) \partial_r \rho_{0,i} \left(\frac{r}{R} - \frac{R}{3r} - \frac{2r^2}{3R^2} \right) dr \quad (4.14)$$

In Eq. (4.14) the potential $\tilde{\mu}_i(r)$ can be straightforwardly extended to account for both electric and neutral interactions.

4.4. Local force balance

The local force balance on the colloid is the sum of the hydrodynamic stresses and the electric force as

$$\begin{cases} \frac{df_r}{dS} &= -p_0 - k_B T \rho_{0,i} + \tilde{V}_i \rho_{0,i} \cos \theta + \eta \frac{2}{3} \int_R^{R+\lambda} f(r) \left(\frac{R}{r} + \frac{r^2}{2R^2} \right) dr \cos \theta - \Sigma \partial_r V_e \\ \frac{df_\theta}{dS} &= \eta \frac{1}{3} \int_R^{R+\lambda} f(r) \left(\frac{R}{r} - \frac{r^2}{R^2} \right) dr \sin \theta - \frac{1}{R} \Sigma \partial_\theta V_e \end{cases} \quad (4.15)$$

where we used the expression for the phoretic velocity Eq. (4.14). Eq. (4.15) gives the expression of the local force balance in full generality. To simplify things further we assume a thin diffuse layer which allows to write

$$\int_R^{R+\lambda} (q_i \rho_i) r^2 dr d^2 \Omega (-\nabla V_e(r)) = -R^2 \Sigma d^2 \Omega (-\nabla V_e(R)) \quad (4.16)$$

where the main approximation here is $(-\nabla V_e(r)) \simeq (-\nabla V_e(R))$ and the rest is granted by electroneutrality. $d^2 \Omega$ is the solid angle on the sphere. After a number of easy steps one finds

$$\begin{cases} \frac{df_r}{dS} &= -p_0 - k_B T \rho_{0,i}^\infty + \eta \frac{2}{3} \int_R^{R+\lambda} f(r) \left(\frac{R}{r} - \frac{r^2}{R^2} \right) dr \cos \theta - \int_R^{R+\lambda} \frac{2r}{R^2} \rho_{0,i} \tilde{V}_i dr \cos \theta \\ \frac{df_\theta}{dS} &= \eta \frac{1}{3} \int_R^{R+\lambda} f(r) \left(\frac{R}{r} - \frac{r^2}{R^2} \right) dr \sin \theta + \int_R^{R+\lambda} \frac{r}{R^2} \rho_{0,i} \tilde{V}_i dr \sin \theta \end{cases} \quad (4.17)$$

Finally one remarks that terms in $\int_R^{R+\lambda} \frac{r}{R^2} \rho_{0,i} \tilde{V}_i dr$ are of order λ/R in front of the others, and therefore may be neglected in the thin layer approximation. Finally one arrives to the usual formulation, with the local force on a sphere surface element described by

Eq. (3.32) and the pressure π_s associated with the local force:

$$\pi_s = \int_R^{R+\lambda} \left(\frac{R}{r} - \frac{r^2}{R^2} \right) \sum_i \tilde{\mu}_i(r) \partial_r \rho_{0,i} dr. \quad (4.18)$$

4.5. Applications

We now apply these results in various cases.

4.5.1. Application 1 : diffusiophoresis with neutral solute

In the case of diffusiophoresis with one neutral solute specie, one has (using the notations above) $V_i = \mathcal{U}(r)$ and $\rho_i = c_0 e^{-\mathcal{U}(r)/k_B T} + \tilde{\rho}$, with $\tilde{\rho}$ the perturbation under the external field. The local force thus writes

$$\pi_s = \int_R^{R+\lambda} \left(\frac{R}{r} - \frac{r^2}{R^2} \right) \frac{\tilde{\rho}}{\rho_{0,i}} (-\partial_r \mathcal{U}) \rho_{0,i} dr \quad (4.19)$$

Since $\tilde{\rho}(r) = \frac{c(r,\theta) - c_0}{\cos \theta}$, one recovers the previous result in Eq. (2.10).

4.5.2. Application 2 : electrophoresis in an electrolyte

We consider the case of electrophoresis: namely a particle with a surface charge moving in an external applied electric field. Far from the particle the electric field is constant and reduces to the applied electric field, but it is modified (or screened) by the electrolyte solution close to the surface. For simplicity we consider here two monovalent species, but the reasoning can be generalized easily. The local force on the particle is determined as

$$\pi_s = \int_R^{R+\lambda} \left(\frac{R}{r} - \frac{r^2}{R^2} \right) (\tilde{\mu}_+(r) \partial_r \rho_{0,+} + \tilde{\mu}_-(r) \partial_r \rho_{0,-}) dr \quad (4.20)$$

One can simplify π_s by integrating by parts $\rho_{0,\pm}$:

$$\pi_s = \left[\left(\frac{R}{r} - \frac{r^2}{R^2} \right) \tilde{\mu}_{\pm} \rho_{0,\pm} \right]_R^{R+\lambda} - \int_R^{R+\lambda} \rho_{0,\pm} \partial_r \left[\left(\frac{R}{r} - \frac{r^2}{R^2} \right) \tilde{\mu}_{\pm}(r) \right] dr \quad (4.21)$$

Rearranging the terms and integrating again by part, one obtains

$$\begin{aligned} \pi_s = & \int_R^{R+\lambda} \rho_{0,\pm} \left(\frac{R}{r^2} + \frac{2r}{R^2} \right) \tilde{\mu}_{\pm}(r) dr - \int_R^{R+\lambda} \left(\frac{R}{2r^2} + \frac{r}{R^2} \right) \partial_r (\rho_{0,\pm} r^2 \partial_r \tilde{\mu}_{\pm}(r)) dr \\ & + \left[\left(\frac{R}{2r^2} + \frac{r}{R^2} \right) \rho_{0,\pm} r^2 \partial_r \tilde{\mu}_{\pm}(r) \right]_R^{R+\lambda} + \left[\left(\frac{R}{r} - \frac{r^2}{R^2} \right) \tilde{\mu}_{\pm} \rho_{0,\pm} \right]_R^{R+\lambda} \end{aligned} \quad (4.22)$$

From Eq. (4.6) we find that the integrals cancel each other and π_s reduces to

$$\begin{aligned} \pi_s = & -\frac{3R}{2} \rho_{0,\pm}(R) \partial_r \tilde{\mu}_{\pm}(R) + R \left(\frac{1}{2} + \frac{(R+\lambda)^3}{R^3} \right) \rho_{0,\pm}(R+\lambda) \partial_r \tilde{\mu}_{\pm}(R+\lambda) \\ & + \left(\frac{R}{R+\lambda} - \frac{(R+\lambda)^2}{R^2} \right) \tilde{\mu}_{\pm}(R+\lambda) \rho_{0,\pm}(R+\lambda) \end{aligned} \quad (4.23)$$

Note that $\partial_r \tilde{\mu}_{\pm}(R)$ is actually the radial flux of particles at the boundary, and therefore is equal to 0. Now we are interested in the far field expressions. In this electrophoretic case, one expects that there is no perturbation to the concentration field at distances beyond $R+\lambda$ ($\tilde{\rho} = 0$ and electroneutrality implies $\rho_{0,+} = \rho_{0,-}$). Therefore $\tilde{\mu}_{\pm}(R+\lambda) \sim \pm \frac{1}{k_B T} e \tilde{V} / \cos \theta$. In the far field, \tilde{V} is simply $\tilde{V} = Er \cos \theta$ and we have $\tilde{\mu}_{\pm}(R+\lambda) \sim$

$\pm \frac{1}{k_B T} eE(R + \lambda)$. As a consequence, the cation (+) and anion (-) terms cancel in the above expression and one obtains the remarkable result:

$$\pi_s = 0 \quad (4.24)$$

In other words, no local surface force is applied on a particle undergoing electrophoresis. This is fully consistent with the expectations for the local force balance of Long *et al.* (1996).

4.5.3. Application 3 : diffusiophoresis in electrolyte

We now consider the case of diffusiophoresis in an electrolyte solution. For simplicity we take an electrolyte solution made of only one specie of monovalent anion and cation and identical diffusion coefficient. We also perform the derivation in the Debye-Hückel limit, in order to obtain a tractable approximate result for the local force.

Concentration profile – We consider first the equilibrium electrolyte profile in the absence of an external concentration field. The concentration profile obeys the simple Boltzmann equilibrium

$$\rho_{0,+}(r) = (c_0/2) \exp\left(-\frac{eV_0(r)}{k_B T}\right) \text{ and } \rho_{0,-}(r) = (c_0/2) \exp\left(+\frac{eV_0(r)}{k_B T}\right) \quad (4.25)$$

and the potential $V_0(r)$ obeys the Poisson-Boltzmann equation

$$\Delta V_0 = \frac{c_0 e}{\epsilon} \sinh\left(\frac{eV_0}{k_B T}\right) \quad (4.26)$$

where $\epsilon = \epsilon_0 \epsilon_r$ is the permittivity of water. In the Debye-Hückel limit, one linearizes the Poisson equation Eq. (4.26) to obtain

$$V_0(r) = \frac{\lambda_D \Sigma}{\epsilon} \frac{R}{R + \lambda_D} \frac{R}{r} e^{(R-r)/\lambda_D} \quad (4.27)$$

where Σ is the surface charge of the sphere and the Debye length is defined as $\lambda_D^{-2} = \frac{e^2 c_0}{\epsilon k_B T}$.

Chemical potential – The chemical potential is obtained by solving perturbatively Eq. (4.5) as $\tilde{\mu} = \tilde{\mu}^{(0)} + \tilde{\mu}^{(1)} + \dots$ where the expansion is in powers of the electrostatic potential due to the particle, $eV_0/k_B T$. The boundary condition at infinity writes

$$\tilde{\mu}_{\pm}(r \rightarrow \infty) = k_B T \frac{R \nabla c_{\infty}}{c_0} \frac{r}{R} \cos \theta \quad (4.28)$$

To lowest order, one has $\nabla(c_0 \nabla \tilde{\mu}_{\pm}^{(0)}) = 0$ and therefore

$$\tilde{\mu}_{\pm}^{(0)} = k_B T \frac{R \nabla c_{\infty}}{c_0} \left(\frac{r}{R} + \frac{R^2}{2r^2} \right) \quad (4.29)$$

using the no-flux boundary condition at the surface of the particle. This is similar to the result for diffusiophoresis with a neutral solute.

For the next order one needs to solve

$$\nabla \left(c_0 \nabla \tilde{\mu}_{\pm}^{(1)} \right) = + \nabla \left(c_0 \left(\frac{eV_0(r)}{k_B T} \right) \nabla \tilde{\mu}_{\pm}^{(0)} \right) \quad (4.30)$$

giving

$$\begin{aligned} \tilde{\mu}_+^{(1)} = & -\frac{R}{3} \left(\frac{r}{R} + \frac{R^2}{2r^2} \right) \int_r^\infty \frac{e\partial_x V_0(x)}{k_B T} \partial_x \tilde{\mu}_+^{(0)}(x) dx \\ & - \frac{R^3}{3r^2} \int_R^r \left(\frac{1}{2} + \frac{x^3}{R^3} \right) \frac{e\partial_x V_0(x)}{k_B T} \partial_x \tilde{\mu}_+^{(0)}(x) dx \end{aligned} \quad (4.31)$$

where we used the no-flux boundary condition at the particle surface and also the condition of a bound value for the chemical potential at infinity.

Local force on the surface – The expression for the local force acting on the sphere is written as

$$\pi_s = + \int_R^{R+\lambda} \left(\frac{R}{r} - \frac{r^2}{R^2} \right) (\tilde{\mu}_+(r) \partial_r \rho_{0,+} + \tilde{\mu}_-(r) \partial_r \rho_{0,-}) dr \quad (4.32)$$

We expand the term in parenthesis as a function of $eV_0/k_B T$. At lowest order we get

$$\tilde{\mu}_+(r) \partial_r \rho_{0,+} + \tilde{\mu}_-(r) \partial_r \rho_{0,-} = \tilde{\mu}_+^{(0)}(r) c_0 \frac{-e\partial_r V_0}{k_B T} + \tilde{\mu}_-^{(0)}(r) c_0 \frac{e\partial_r V_0}{k_B T} + o\left(\frac{eV_0}{k_B T}\right) \quad (4.33)$$

and this order vanishes since $\tilde{\mu}_-^{(0)} = \tilde{\mu}_+^{(0)}$. Going to the next order we have

$$\tilde{\mu}_+(r) \partial_r \rho_{0,+} + \tilde{\mu}_-(r) \partial_r \rho_{0,-} = 2\tilde{\mu}_+^{(0)}(r) c_0 \frac{e^2 V_0 \partial_r V_0}{(k_B T)^2} + 2\tilde{\mu}_+^{(1)}(r) c_0 \frac{-e\partial_r V_0}{k_B T} + o\left(\left(\frac{eV_0}{k_B T}\right)^2\right) \quad (4.34)$$

These terms may be formally integrated to calculate π_s . The expression for π_s is cumbersome and we do not report it here. Simpler forms are however obtained in some asymptotic regimes. In the limit where the Debye length is small compared to the radius of the sphere $\lambda_D \ll R$ we get the approximated result

$$\pi_s(\lambda_D \ll R) \simeq \frac{9}{4} \frac{e^2 \Sigma^2 \nabla c_\infty \lambda_D^3}{k_B T \epsilon^2} \quad (4.35)$$

Introducing $\text{Du} = \Sigma/e\lambda_D c_0$, a Dukhin number, the expression for π_s can be rewritten as

$$\pi_s(\lambda_D \ll R) = \frac{9}{4} k_B T \nabla c_\infty \lambda_D \text{Du}^2 \quad (4.36)$$

Gathering all contributions in concentration gives a scaling of $\pi_s \propto \nabla(1/\sqrt{c})$. This non-trivial dependence on the concentration differs from the scaling of the diffusiophoretic velocity, which scales as the gradient of the logarithm of the concentration for diffusiophoresis with electrolytes.

5. Diffusiophoresis of a porous sphere

We consider now the case of diffusiophoresis of a porous sphere. This could also be considered as a minimal model for an entangled polymer. We will consider the case where the solute is neutral in order to simplify calculations. The calculations could however be generalized to charged systems.

5.1. Flow profile

Outside the sphere, for $r > R$, the flow profile is described by the Stokes equation, projected on the radial and tangential directions, see Eq. (3.1). Inside the sphere, for

$r < R$, the Stokes equation now contains a supplementary Darcy term associated with the permeability of the sphere. Projecting along \mathbf{e}_r and \mathbf{e}_θ gives

$$\begin{aligned} \eta \left(\Delta v_r - \frac{2v_r}{r^2} - 2 \frac{v_\theta \cos \theta}{r^2 \sin^2 \theta} - \frac{2}{r^2} \frac{\partial v_\theta}{\partial \theta} \right) - \frac{\eta}{\kappa} v_r &= \partial_r p - c(r, \theta) \partial_r (-\mathcal{U}) \\ \eta \left(\Delta v_\theta - \frac{v_\theta}{r^2 \sin^2 \theta} + \frac{2}{r^2} \frac{\partial v_r}{\partial \theta} \right) - \frac{\eta}{\kappa} v_\theta &= \frac{1}{r} \partial_\theta p \end{aligned} \quad (5.1)$$

where κ is the permeability of the porous material, in units of a length squared. For the porous sphere, the boundary conditions at the sphere surface impose the continuity of the flow and stress. At infinity, the velocity should reduce to $-v_{DP,p} \mathbf{e}_z$ in the reference frame of the particle. Using indices 1 for inside the sphere and 2 for outside, this gives

$$\begin{cases} v_{2,r}(r \rightarrow \infty, \theta) = -v_{DP,p} \cos \theta & \text{and } v_{2,\theta}(r \rightarrow \infty, \theta) = v_{DP,p} \sin \theta \\ v_{1,r}(r = R, \theta) = v_{2,r}(r = R, \theta) & \text{and } v_{1,\theta}(r = R, \theta) = v_{2,\theta}(r = R, \theta) \\ \sigma_{1,rr}(r = R, \theta) = \sigma_{2,rr}(r = R, \theta) & \text{and } \sigma_{1,r\theta}(r = R, \theta) = \sigma_{2,r\theta}(r = R, \theta) \end{cases} \quad (5.2)$$

We use a similar method as in Sec. 3, defining a potential field $\psi = F(r) \sin^2 \theta$ in each domain and operator \tilde{E} such that

$$\begin{cases} \tilde{E}^4 F_1(r) - \frac{1}{\kappa} \tilde{E}^2 F_1(r) = \tilde{f}(r) \\ \tilde{E}^4 F_2(r) = \tilde{f}(r) \end{cases} \quad (5.3)$$

Outside the sphere, the general solution of this equation is

$$\begin{aligned} F_2(r) &= \frac{A_2}{r} + B_2 r + r^2 C_2 + D_2 r^4 - \frac{1}{r} \int_R^r \frac{\tilde{f}(x) x^4}{30} dx + r \int_R^r \frac{\tilde{f}(x) x^2}{6} dx \\ &\quad - r^2 \int_R^r \frac{\tilde{f}(x) x}{6} dx + r^4 \int_R^r \frac{\tilde{f}(x)}{30x} dx \end{aligned} \quad (5.4)$$

Inside the sphere, we introduce the following adjunct functions

$$\begin{aligned} \alpha_a(r) &= \cosh(k_\kappa r) - \frac{\sinh(k_\kappa r)}{k_\kappa r} \\ \alpha_b(r) &= \sinh(k_\kappa r) - \frac{\cosh(k_\kappa r)}{k_\kappa r} \end{aligned} \quad (5.5)$$

where $k_\kappa = 1/\sqrt{\kappa}$ is the screening factor for the Darcy flow (inverse of a length). The solution inside the sphere thus writes

$$\begin{aligned} F_1(r) &= \frac{A_1}{r} + r^2 C_1 + B_1 \alpha_a(r) + D_1 \alpha_b(r) + \frac{1}{3r} \int_R^r \tilde{f}(x) x^2 dx \\ &\quad - \frac{r^2}{3} \int_R^r \tilde{f}(x) x dx - \frac{\alpha_a(r)}{k_\kappa^3} \int_R^r \alpha_b(x) \tilde{f}(x) dx + \frac{\alpha_b(r)}{k_\kappa^3} \int_R^r \alpha_a(x) \tilde{f}(x) dx \end{aligned} \quad (5.6)$$

The integration constants $A_{1,2}, \dots, D_{1,2}$ are determined by the boundary conditions above. Also, the flow must be finite when $r \rightarrow \infty$, as well as when $r \rightarrow 0$. Note that the integrals do not diverge since \tilde{f} is defined on a compact interval. Therefore we obtain (for finite flow at infinity)

$$D_2 = - \int_R^{R+\lambda} \frac{\tilde{f}(x)}{30x} dx \quad (5.7)$$

and we also have (for finite flow at small distances)

$$A_1 = \frac{1}{3} \int_0^R \tilde{f}(x) x^2 dx \quad \text{and} \quad D_1 = \frac{1}{k_\kappa^3} \int_0^R \alpha_a(x) \tilde{f}(x) dx \quad (5.8)$$

The boundary condition at infinity yields

$$C_2 = \int_R^{R+\lambda} \frac{\tilde{f}(x) x}{6} dx - \frac{v_{DP,p}}{2} \quad (5.9)$$

The boundary conditions at the sphere surface impose continuity of $v_\theta(R)$, $v_r(R)$ and σ_{rr} and $\sigma_{r\theta}$. The continuity of the velocities leads to the continuity of F and F' so that $F_1(R) = F_2(R)$ and $F'_1(R) = F'_2(R)$. The continuity of $\sigma_{r\theta}$ leads to the continuity of F'' , and the continuity of σ_{rr} to the continuity of the pressure. Some straightforward calculations allow to show that the pressure takes the form

$$p_1 = p_0 + \eta \cos \theta \partial_r \left(\tilde{E}^2 F_1 - \frac{1}{\kappa} F_1 \right) \quad (5.10)$$

such that the continuity of pressure amounts to

$$F_1'''(R) - \frac{2}{R^2} F_1'(R) - \frac{\eta}{\kappa} F_1'(R) = F_2'''(R) - \frac{2}{R^2} F_2'(R) \quad (5.11)$$

and because we already have $F_1'(R) = F_2'(R)$, we are left with

$$F_1'''(R) - \frac{1}{\kappa} F_1'(R) = F_2'''(R) \quad (5.12)$$

Altogether the boundary conditions are equivalent to the system of equations

$$\begin{cases} F_1(R) & = F_2(R) \\ F_1'(R) & = F_2'(R) \\ F_1''(R) & = F_2''(R) \\ F_1'''(R) - \frac{1}{\kappa} F_1'(R) & = F_2'''(R) \end{cases} \quad (5.13)$$

With 4 equations and 4 left undetermined integration constants, this system allows us to completely calculate all left unknowns and determine the flow field. We do not report here the full expressions for all constants, except for B_2 which is the prefactor of the Stokeslet term

$$\begin{aligned} B_2 = & \delta_\kappa \left(\frac{3R}{4} v_{DP,p} - \frac{R^2}{12} \left[\int_R^{R+\lambda} \left(\frac{3x}{R} - \frac{6}{k_\kappa^2 R^2} \frac{R}{x} - 3 \frac{R}{x} + \frac{2 \cosh(k_\kappa R) R}{\alpha_a(R)} \frac{R}{x} \right) \tilde{f}(x) dx \right. \right. \\ & \left. \left. - 3 \frac{1}{k_\kappa^2 R^2} \int_0^R \tilde{f}(x) \left(2 \frac{\alpha_a(x)}{\alpha_a(R)} + \frac{x^2}{R^2} \right) dx \right] \right) \end{aligned} \quad (5.14)$$

where δ_κ is a dimensionless function characterizing the effect of porosity

$$\delta_\kappa = \left(\frac{\cosh(k_\kappa R)}{\alpha_a(R)} + \frac{3}{2(k_\kappa R)^2} \right)^{-1} \quad (5.15)$$

where the function α_a is defined in Eq. (5.5). Note that $\delta_\kappa \rightarrow 1$ in the limit where the sphere is perfectly impermeable $\kappa \rightarrow 0$, allowing to recover the proper expression of B as obtained for the plain sphere in Sec. 3.

5.2. Global force balance and diffusiophoretic velocity

We define in a similar way as in Sec. 3, $\tilde{B}(r) = B_2 + \frac{1}{6} \int_R^r \tilde{f}(r) r^2 dr$ and one may deduce the force from the asymptotic value for $\tilde{B}(r \rightarrow \infty)$:

$$F_z = -8\pi\eta\tilde{B}(R + \lambda) = -8\pi\eta B_2 - \frac{4\pi}{3} \eta \int_R^{R+\lambda} \tilde{f}(r) r^2 dr \quad (5.16)$$

Interestingly the viscous contribution to the force writes $F_{\text{hydro}} = -6\pi\delta_\kappa \eta R v_{DP,p}$ with δ_κ defined in Eq. (5.15). This indicates that δ_κ tunes the effective friction on the porous sphere. For any sphere permeability, we have $\delta_\kappa < 1$, and the effective friction is accordingly *decreased* (therefore increasing *in fine* the diffusiophoretic velocity). This effect is rather intuitive and is in agreement with the classical sedimentation of a porous sphere, where Stoke's friction is decreased as compared to the plain colloid case (Sutherland & Tan 1970; Joseph & Tao 1964). We will discuss further these results in the following subsections.

The motion is force-free $F_z = 0$ and one obtains the expression for $v_{DP,p}$:

$$\begin{aligned} v_{DP,p} = & \frac{R}{3} \int_R^{R+\lambda} \left(\frac{r}{R} - \frac{R}{r} - \frac{1}{k_\kappa^2 R^2} \frac{r^2}{R^2} - \frac{2}{k_\kappa^2 R^2} \frac{R}{r} \right) \tilde{f}(r) dr \\ & + \frac{2R}{9} \frac{\cosh(k_\kappa R)}{\alpha_a(R)} \int_R^{R+\lambda} \left(\frac{R}{r} - \frac{r^2}{R^2} \right) \tilde{f}(r) dr \\ & + \frac{R}{3R^2 k_\kappa^2} \int_0^R \tilde{f}(r) \left(2 \frac{\alpha_a(r)}{\alpha_a(R)} + \frac{r^2}{R^2} \right) dr \end{aligned} \quad (5.17)$$

This equation can be rewritten in a compact form $v_{DP,p} = \frac{R}{3\eta} \int_0^\infty \frac{c(r,\theta) - c_0}{\cos\theta} \partial_r(-\mathcal{U})\Phi(r) dr$ where the function $\Phi(r)$ takes the expression:

$$\begin{aligned} \Phi(r) = & \mathbb{1}(r > R) \left(\frac{r}{R} - \frac{R}{r} - \frac{1}{k_\kappa^2 R^2} \frac{r^2}{R^2} - \frac{2}{k_\kappa^2 R^2} \frac{R}{r} + \frac{2}{3} \frac{\cosh(k_\kappa R)}{\alpha_a(R)} \left(\frac{R}{r} - \frac{r^2}{R^2} \right) \right) \\ & + \mathbb{1}(r < R) \frac{1}{R^2 k_\kappa^2} \left(2 \frac{\alpha_a(r)}{\alpha_a(R)} + \frac{r^2}{R^2} \right) \end{aligned} \quad (5.18)$$

Taking the impermeable limit $\kappa \rightarrow 0$ (and thus $k_\kappa \rightarrow \infty$) allows to recover the result of the non-porous sphere of Sec. 3:

$$v_{DP,p}(\kappa = 0) = R \int_R^{R+\lambda} \left(-\frac{2r^2}{9R^2} + \frac{r}{3R} - \frac{R}{9r} \right) \tilde{f}(r) dr \equiv v_{DP} \quad (5.19)$$

We can also expand for small permeabilities to get

$$v_{DP,p}(\kappa \rightarrow 0) = v_{DP} + \frac{2R}{9} \frac{1}{k_\kappa R} \int_R^{R+\lambda} \left(\frac{R}{r} - \frac{r^2}{R^2} \right) \tilde{f}(r) dr \quad (5.20)$$

Working out the variations of the two terms one finds that the two geometrical contributions $\left(\frac{R}{r} - \frac{r^2}{R^2} \right)$ and $\left(-\frac{2r^2}{9R^2} + \frac{r}{3R} - \frac{R}{9r} \right)$ are of the same sign (negative) for $r > R$. This means that the sphere porosity is *increasing* the diffusiophoretic mobility. This effect is consistent with the reduction of friction and leads to a higher phoretic velocity. In the case of electrophoresis of porous particles and in the regime of a thin Debye-Hückel layer, a variety of behaviors are predicted and the effect of porosity is often entangled with other effects (Hermans 1955; Ohshima 1994; Huang *et al.* 2012). The result is simpler for diffusiophoresis.

It is also interesting to explore the regime of a highly permeable sphere ($\kappa \rightarrow \infty$ or

$k_\kappa \rightarrow 0$). In that case we find

$$v_{DP,p}(\kappa \rightarrow \infty) = \frac{R}{(k_\kappa R)^2} \left(- \int_R^{R+\lambda} \frac{r^2}{R^2} \tilde{f}(r) dr + \int_0^R \frac{r^2}{R^2} \tilde{f}(r) dr \right) \quad (5.21)$$

The term in bracket can change sign depending on the conditions and parameters and the velocity may accordingly reverse.

5.3. Local surface force on the particle

We now compute the local force on the particle. The radial and tangential components take the following expressions in the present geometry:

$$\begin{aligned} \frac{df_r}{dS} &= \sigma_{rr} - \int_R^\infty \eta \tilde{f}(r) \frac{r^2}{R^2} dr \cos \theta \\ &= -p_0 - \eta \cos \theta \partial_{rrr} F_2(r)|_{r=R} - 6\eta \cos \theta \partial_r \left(\frac{F_2(r)}{r^2} \right) \Big|_{r=R} - \int_R^\infty \eta \tilde{f}(r) \frac{r^2}{R^2} dr \cos \theta \end{aligned} \quad (5.22)$$

and

$$\frac{df_\theta}{dS} = \sigma_{r\theta} = -2\eta \frac{\sin \theta}{R^3} F_2(R) + 2\eta \frac{\sin \theta}{R^2} \partial_r F_2(r)|_{r=R} - \eta \frac{\sin \theta}{R} \partial_{rr} F_2(r)|_{r=R} \quad (5.23)$$

The local forces hence write exactly as in Eq. (2.9), with the characteristic surface force π_s as

$$\begin{aligned} \pi_s &= \frac{6}{k_\kappa^2 R^2} \int_0^R \tilde{f}(r) \left(\frac{\alpha_a(r)}{\alpha_a(R)} - \frac{r^2}{R^2} \right) dr \\ &\quad + \left[3 \left(\frac{2}{k_\kappa^2 R^2} + 1 \right) - 2 \frac{\cosh(k_\kappa R)}{\alpha_a(R)} \right] \int_R^{R+\lambda} \left(\frac{R}{r} - \frac{r^2}{R^2} \right) \tilde{f}(r) dr \end{aligned} \quad (5.24)$$

When the sphere is perfectly impermeable we easily recover the expression of Sec. 3

$$\pi_s(\kappa = 0) = \int_R^{R+\lambda} \left(\frac{R}{r} - \frac{r^2}{R^2} \right) \tilde{f}(r) dr \quad (5.25)$$

and going to the next order leads to

$$\pi_s(\kappa \rightarrow 0) = \pi_s(\kappa = 0) \left(1 - \frac{2}{k_\kappa R} \right) \quad (5.26)$$

Porosity decreases friction and hence also the local force.

5.4. Results in the thin diffuse layer limit

In the thin diffuse layer limit, one may further approximate the previous results.

Concentration profile – The concentration profile in the absence of the external potential verifies the Laplace equation together with boundary conditions

$$\left\{ \begin{array}{l} \Delta c_1 = 0 \text{ for } r < R \\ \Delta c_2 = 0 \text{ for } r > R \\ c_2(r \rightarrow \infty) = c_0 + \nabla c_\infty r \cos \theta \\ c_1(r = R) = c_1(r = R) \\ D_1 \nabla c(r = R) = D_2 \nabla c(r = R) \end{array} \right. \quad (5.27)$$

where the last equation represents conservation of flux at the porous interface; the indices 1 and 2 denote the solution inside and outside the sphere respectively. This set of equations is easily solved with the general form $c_{1,2}(r, \theta) = c_0 + \nabla c_\infty R f(r) \cos \theta$ (taking into account the fact the concentration profile should not diverge at the origin).

Now, in the presence of an external potential, one may approximate the concentration field by adding the Boltzmann weights (as in Sec. 3):

$$\begin{cases} c(r, \theta) \simeq c_0 + R \nabla c_\infty e^{-\mathcal{U}(r)/k_B T} \left[\frac{D_2 - D_1}{D_1 + 2D_2} \frac{R^2}{r^2} + \frac{r}{R} \right] \cos \theta & \text{for } r > R \\ c(r, \theta) \simeq c_0 + R \nabla c_\infty e^{-\mathcal{U}(r)/k_B T} \left[\frac{3D_2}{D_1 + 2D_2} \frac{r}{R} \right] \cos \theta & \text{for } r < R \end{cases} \quad (5.28)$$

For a thin layer $\lambda \ll R$, the concentration c outside the sphere may be approximated as

$$c(R + x, \theta) = c_0 + \frac{3}{(D_1 + 2D_2)} R \nabla c_\infty e^{-\mathcal{U}(r)/k_B T} \left[D_2 + D_1 \frac{x}{R} + (D_2 - D_1) \frac{x^2}{R^2} \right] \cos \theta \quad (5.29)$$

Diffusiophoretic velocity and local force – Performing expansions in $k_\kappa \rightarrow \infty$ allows to find

$$v_{DP,p}(\kappa \rightarrow 0) = \frac{2D_2}{(D_1 + 2D_2)} v_{DP} \left(1 + \frac{2D_1}{D_2} \frac{1}{k_\kappa R} \right) + \frac{2}{k_\kappa R} \frac{D_2}{(D_1 + 2D_2)} R L_s \nabla c_\infty \frac{k_B T}{\eta} \quad (5.30)$$

where we recall that

$$v_{DP} = \nabla c_\infty \frac{k_B T}{\eta} \int_0^\lambda \left(e^{-\mathcal{U}(x)/k_B T} - 1 \right) x dx \quad (5.31)$$

and $L_s = \int_0^\lambda \left(e^{-\mathcal{U}(x)/k_B T} - 1 \right) dx$.

The characteristic local force per unit surface can also be simply expressed as

$$\pi_s(\kappa \rightarrow 0) = \pi_s(\kappa = 0) \frac{D_2}{D_2 + D_1/2} \left(1 - \frac{2}{k_\kappa R} \right) \quad (5.32)$$

where we recall that $\pi_s(\kappa = 0) = \frac{9}{2} L_s k_B T \nabla c_\infty$. We find that in any case the local surface force is *decreased* as compared to the completely impermeable case. Note that in the limit where the solute diffuses extremely slowly in the porous sphere, $D_1 \rightarrow 0$, it can be seen as impermeable to the solute and we recover Eq. (5.26).

6. Summary and discussion

Our calculations allow to obtain an in-depth understanding of the local and global force balance obeyed by particles undergoing diffusiophoresis. While we considered in this paper the general situation of phoretic transport with neutral or charged solutes, we focus in this discussion on the results for diffusiophoresis.

First, we showed that, at the global scale, the force balance for a particle moving under solute concentration gradients writes in a rather transparent form as

$$F = 6\pi R \eta v_{DP} - 2\pi R^2 \int_R^\infty c_0(r) (-\partial_r \mathcal{U})(r) \times \varphi(r) dr \equiv 0 \quad (6.1)$$

with $\varphi(r) = \frac{r}{R} - \frac{R}{3r} - \frac{2}{3} \left(\frac{r}{R} \right)^2$ a dimensionless function, and the function $c_0(r)$ is proportional to the driving force, *i.e.* the solute concentration gradient far from the colloid: $c_0(r) \propto R \nabla c_\infty$. Eq. (6.1) is the sum of the classic Stokes friction force on

the sphere and a balancing force of osmotic origin, taking its root in the differential interaction \mathcal{U} of the particle with the solute. In the limiting case of a thin diffuse layer, the osmotic term simplifies to $6\pi Rk_B T \nabla c_\infty \int_0^\infty (e^{-\beta\mathcal{U}(z)} - 1) z dz$ and the global force balance allows to recover the known expression for the diffusiophoretic velocity $v_{DP} = \nabla c_\infty \frac{k_B T}{\eta} \int_0^\infty (e^{-\beta\mathcal{U}(z)} - 1) z dz$ (Anderson & Prieve 1991). However the force balance in Eq. (6.1) shows that one cannot simply predict the particle velocity by writing a balance between the viscous term $6\pi R\eta v_{DP}$ and a global osmotic force which would scale as $F_{osm} \sim R^2 \times R \nabla \Pi$, with $\Pi = k_B T c_\infty$ the osmotic pressure. As discussed in the introduction, this estimate leads to a wrong prediction for the diffusiophoretic velocity, by a huge factor of order $(R/\lambda)^2$ where λ is the size of the diffuse layer. This factor originates in the fact that the osmotic push takes its origin in the thin diffuse layer, and not at the scale R of the particle. One has to account for the system dynamics at the scale of the diffuse layer in order to get a proper description of the osmotic transport. Discussions based on the naive force balance have led to considerable debates and misinterpretations of osmotically-driven transport of particles (Córdova-Figueroa & Brady 2008; Jülicher & Prost 2009; Fischer & Dhar 2009; Córdova-Figueroa & Brady 2009*a,b*; Brady 2011; Moran & Posner 2017). Our results fully resolve these concerns.

Beyond the global force balance, a second outcome of our analysis concerns the *local* force balance. We have shown that particles undergoing phoretic transport experience a local force on their surface which takes the generic form

$$d\mathbf{f} = \left(-p_0 + \frac{2}{3}\pi_s \cos\theta \right) dS \mathbf{e}_r + \left(\frac{1}{3}\pi_s \sin\theta \right) dS \mathbf{e}_\theta \quad (6.2)$$

where the local force is fully characterized by the force per unit area π_s (p_0 is the bulk hydrostatic pressure and \mathbf{e}_r and \mathbf{e}_θ are unit vectors in the spherical coordinate system).

In the case of electrophoresis (with a thin diffuse layer), we have shown that π_s vanishes identically: $\pi_s \equiv 0$. This simple and remarkable result is the consequence of the local electroneutrality which occurs for the {particle + diffuse layer}, so that the viscous and electric stresses balance each other locally. This result is in agreement with the seminal work of Long *et al.* (1996).

In the case of diffusiophoresis however, the local force does not vanish. For a neutral solute and a thin diffuse layer, one gets the simple and transparent result

$$\pi_s \simeq \frac{9}{2} k_B T L_s \nabla c_\infty \quad (6.3)$$

where $L_s = \int_R^\infty (e^{-\beta\mathcal{U}(x)} - 1) dx$ is a length quantifying the excess adsorption of the solute on the sphere surface. This local force can be interpreted in simple terms. The osmotic force on the particle is actually expected to scale as $d\mathcal{V}_{\text{int}} \times \nabla \Pi = d\mathcal{V}_{\text{int}} \nabla (k_B T c_\infty)$ where $d\mathcal{V}_{\text{int}}$ is the *interaction volume*. In terms of the length L_s , which is the typical interaction lengthscale, one has $d\mathcal{V}_{\text{int}} \approx L_s dS$ and we recover the result of Eq. (6.3). Alternatively one may realize that π_s is of the order of the viscous surface stress and scales as $\pi_s \sim v_{DP} \eta / \lambda$. We emphasize however this apparent simple reasoning is somewhat misleading and conceals the fact that a global force balance occurs at the scale of the particle leading to a zero force once integrated on the particle surface.

We have extended this result for the local force to a system of charged electrolytes, which in the limit of a thin Debye layer reduces to

$$\pi_s \simeq \frac{9 Du^2}{4} k_B T \lambda_D \nabla c_\infty \quad (6.4)$$

where λ_D is the Debye length and Du can be interpreted as a Dukhin number, here

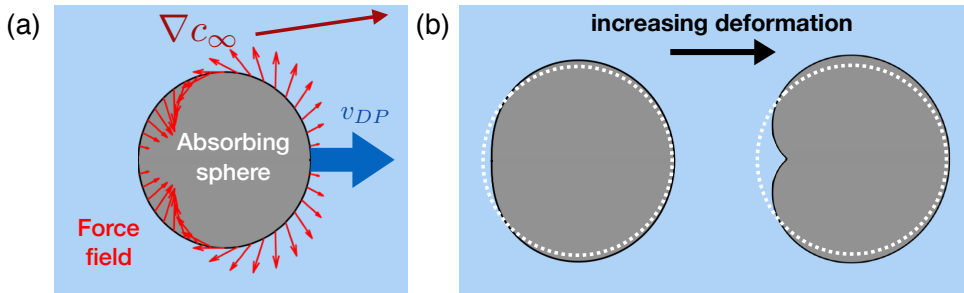


Figure 4: **Local force acting on a diffusiophoretic sphere.** (a) Local force field defined in Eq. (2.9) acting on a sphere during diffusiophoresis with absorption at its surface in a solute gradient. The local force is plotted with an arbitrary amplitude factor (the same for each vector). (b) Resulting axisymmetric deformation of the sphere, when the deformation is assumed to be proportional to the local force, with an increasing amplitude from left to right. The dotted lines indicate the initial shape of the particle.

defined as $Du = \Sigma/e\lambda_D c_0$, where Σ is the surface charge of the particle. This shows interestingly that the local osmotic push on the particle surface is a rather subtle combination of osmotic pressure and direct electric forces on the particle surface. Another remark is that the local force, π_s , scales non-linearly with the electrolyte concentration, as $\pi_s \propto \nabla(1/\sqrt{c})$, and may induce a rather complex surface stress field on the particle surface.

Last but not least, the surface stresses in Eq. (6.2) generate an inhomogeneous local tension at the surface of the particle undergoing diffusiophoresis. We plot in Fig. 4-a the corresponding force map. Accordingly, if one assumes that the particle may deform under a surface stress, this osmotic force field will induce a deformation of the particle. In Fig. 4-b, we sketch the deformation of a particle whose surface deforms elastically under a surface stress. We emphasize that this result is specific to diffusiophoresis and in strong contrast to the case of electrophoresis where the particle does *not* deform under the external field because of the local electroneutrality as discussed above (Long *et al.* 1996).

Let us estimate orders of magnitude for the deformation of a particle undergoing diffusiophoresis. We consider for simplicity a deformable droplet with radius R and surface tension γ : as a rule of thumb, the overall maximum deformation ΔR of the droplet is expected to scale as $\gamma R \Delta R \sim \pi_s R^2$. Now one has typically the scaling $\pi_s \sim v_{DP} \eta / \lambda$ in the thin diffuse layer limit. Therefore one expects $\Delta R / R \simeq v_{DP} \eta / (\gamma \lambda)$. Using typical values for the diffusiophoretic velocity $v_{DP} \sim 0.1 \mu\text{m.s}^{-1}$ (Palacci *et al.* 2010), surface tension $\gamma \approx 10 \cdot 10^{-3} \text{ N.m}^{-1}$ (Pontani *et al.* 2012), fluid viscosity $\eta \approx 10^{-3} \text{ Pa.s}$ and diffuse layer thickness, $\lambda \sim 10 \text{ nm}$, then one predicts $\Delta R / R \sim 1$. Large deformations are thus expected for the diffusiophoresis of droplets. We are not aware of an experimental study of this effect for deformable particle undergoing diffusiophoresis. However, we note that in the context of thermo-phoresis, DNA molecules were reported to stretch under a temperature gradient (Jiang & Sano 2007). Although we did not explore thermophoretic transport in the present study, one may expect that similar surface stresses build up in this case. In a different context, a self-phoretic spherical cell with assymmetric water pumps was predicted to substantially deform in a rather similar way (Yao & Mori 2017).

An interesting consequence of this deformation is that these effects may allow to separate deformable particles undergoing diffusiophoresis, for example if the deformation

depends on the particle size. This would suggest to explore diffusiophoresis under solute gradients as an alternative (or complement) to separation techniques involving capillary electrophoresis, hence developing a capillary diffusiophoresis technique.

Acknowledgements

The authors would like to thank Jérémie Palacci, Patrick Warren, Howard Stone, Daan Frenkel, Jasna Brujic and Lea-Laetitia Pontani for many interesting discussions. L.B. acknowledges support from European Union's Horizon 2020 Framework Program/European Research Council Advanced Grant 785911 *Shadoks*. This work was partially funded by Horizon 2020 program through 766972-FET-OPEN-NANOPHLOW. S.M. was supported partially by the MRSEC Program of the National Science Foundation under Award Number DMR-1420073.

REFERENCES

- ABÉCASSIS, BENJAMIN, COTTIN-BIZONNE, C, YBERT, C, AJDARI, A & BOCQUET, L 2008 Boosting migration of large particles by solute contrasts. *Nature materials* **7** (10), 785.
- AJDARI, ARMAND & BOCQUET, LYDÉRIC 2006 Giant amplification of interfacially driven transport by hydrodynamic slip: Diffusio-osmosis and beyond. *Physical Review Letters* **96** (18), 186102.
- ANDERSON, JOHN L 1989 Colloid transport by interfacial forces. *Annual review of fluid mechanics* **21** (1), 61–99.
- ANDERSON, JOHN L & PRIEVE, DENNIS C 1991 Diffusiophoresis caused by gradients of strongly adsorbing solutes. *Langmuir* **7** (2), 403–406.
- BRADY, JOHN F 2011 Particle motion driven by solute gradients with application to autonomous motion: continuum and colloidal perspectives. *Journal of Fluid Mechanics* **667**, 216–259.
- CÓRDOVA-FIGUEROA, UM, BRADY, JF & SHKLYAEV, S 2013 Osmotic propulsion of colloidal particles via constant surface flux. *Soft Matter* **9** (28), 6382–6390.
- CÓRDOVA-FIGUEROA, UBALDO M & BRADY, JOHN F 2008 Osmotic propulsion: the osmotic motor. *Physical Review Letters* **100** (15), 158303.
- CÓRDOVA-FIGUEROA, UBALDO M. & BRADY, JOHN F. 2009a Córdoba-figueroa and brady reply:. *Phys. Rev. Lett.* **103**, 079802.
- CÓRDOVA-FIGUEROA, UBALDO M. & BRADY, JOHN F. 2009b Córdoba-figueroa and brady reply:. *Phys. Rev. Lett.* **102**, 159802.
- DERJAGUIN, BORIS VLADIMIROVICH 1987 Some results from 50 years' research on surface forces. In *Surface Forces and Surfactant Systems*, pp. 17–30. Springer.
- FISCHER, THOMAS M & DHAR, PRAJNAPARAMITA 2009 Comment on osmotic propulsion: the osmotic motor. *Physical Review Letters* **102** (15), 159801.
- HAPPEL, JOHN & BRENNER, HOWARD 2012 *Low Reynolds number hydrodynamics: with special applications to particulate media*, , vol. 1. Springer Science & Business Media.
- HERMANS, JJ 1955 Sedimentation and electrophoresis of porous spheres. *Journal of Polymer Science* **18** (90), 527–534.
- HUANG, CHENG-HSUAN, HSU, HSUAN-PEI & LEE, ERIC 2012 Electrophoretic motion of a charged porous sphere within micro-and nanochannels. *Physical Chemistry Chemical Physics* **14** (2), 657–667.
- JIANG, HONG-REN & SANO, MASAKI 2007 Stretching single molecular dna by temperature gradient. *Applied Physics Letters* **91** (15), 154104.
- JOSEPH, DD & TAO, LN 1964 The effect of permeability on the slow motion of a porous sphere in a viscous liquid. *ZAMM-Journal of Applied Mathematics and Mechanics/Zeitschrift für Angewandte Mathematik und Mechanik* **44** (8-9), 361–364.
- JÜLICHER, FRANK & PROST, JACQUES 2009 Comment on osmotic propulsion: the osmotic motor. *Physical Review Letters* **103** (7), 079801.
- LONG, DIDIER, VIOVY, JEAN-LOUIS & AJDARI, ARMAND 1996 Simultaneous action of electric

- fields and nonelectric forces on a polyelectrolyte: motion and deformation. *Physical Review Letters* **76** (20), 3858.
- MARBACH, SOPHIE & BOCQUET, LYDÉRIC 2019 Osmosis: from molecular insights to large-scale applications. *Chemical Society Reviews* .
- MICHELIN, SÉBASTIEN & LAUGA, ERIC 2014 Phoretic self-propulsion at finite péclet numbers. *Journal of Fluid Mechanics* **747**, 572–604.
- MÖLLER, FRIEDERIKE M, KRIEGEL, FRANZISKA, KIESS, MICHAEL, SOJO, VICTOR & BRAUN, DIETER 2017 Steep ph gradients and directed colloid transport in a microfluidic alkaline hydrothermal pore. *Angewandte Chemie International Edition* **56** (9), 2340–2344.
- MORAN, JEFFREY L & POSNER, JONATHAN D 2017 Phoretic self-propulsion. *Annual Review of Fluid Mechanics* **49**, 511–540.
- OHSHIMA, HIROYUKI 1994 Electrophoretic mobility of soft particles. *Journal of colloid and interface science* **163** (2), 474–483.
- OHSHIMA, HIROYUKI, HEALY, THOMAS W & WHITE, LEE R 1983 Approximate analytic expressions for the electrophoretic mobility of spherical colloidal particles and the conductivity of their dilute suspensions. *Journal of the Chemical Society, Faraday Transactions 2: Molecular and Chemical Physics* **79** (11), 1613–1628.
- PALACCI, JÉRÉMIE, ABÉCASSIS, BENJAMIN, COTTIN-BIZONNE, CÉCILE, YBERT, CHRISTOPHE & BOCQUET, LYDÉRIC 2010 Colloidal motility and pattern formation under rectified diffusiophoresis. *Physical review letters* **104** (13), 138302.
- PALACCI, JÉRÉMIE, COTTIN-BIZONNE, CÉCILE, YBERT, CHRISTOPHE & BOCQUET, LYDÉRIC 2012 Osmotic traps for colloids and macromolecules based on logarithmic sensing in salt taxis. *Soft Matter* **8** (4), 980–994.
- PONTANI, LEA-LAETITIA, JORJADZE, IVANE, VIASNOFF, VIRGILE & BRUJIC, JASNA 2012 Biomimetic emulsions reveal the effect of mechanical forces on cell–cell adhesion. *Proceedings of the National Academy of Sciences* **109** (25), 9839–9844.
- SABASS, BENEDIKT & SEIFERT, UDO 2012 Dynamics and efficiency of a self-propelled, diffusiophoretic swimmer. *The Journal of chemical physics* **136** (6), 064508.
- SHARIFI-MOOD, NIMA, KOPLIK, JOEL & MALDARELLI, CHARLES 2013 Diffusiophoretic self-propulsion of colloids driven by a surface reaction: the sub-micron particle regime for exponential and van der waals interactions. *Physics of Fluids* **25** (1), 012001.
- SHIN, SANGWOO, WARREN, PATRICK B & STONE, HOWARD A 2018 Cleaning by surfactant gradients: Particulate removal from porous materials and the significance of rinsing in laundry detergency. *Physical Review Applied* **9** (3), 034012.
- SUTHERLAND, DN & TAN, CT 1970 Sedimentation of a porous sphere. *Chemical Engineering Science* **25** (12), 1948–1950.
- VELEGOL, DARRELL, GARG, ASTHA, GUHA, RAJARSHI, KAR, ABHISHEK & KUMAR, MANISH 2016 Origins of concentration gradients for diffusiophoresis. *Soft Matter* **12** (21), 4686–4703.
- YAO, LINGXING & MORI, YOICHIRO 2017 A numerical method for osmotic water flow and solute diffusion with deformable membrane boundaries in two spatial dimension. *Journal of Computational Physics* **350**, 728–746.