



HAL
open science

Photoredox-Catalyzed Selective Synthesis of Allylic Perfluoroalkanes from Alkenes

Anne-laure Barthelemy, F. Bourdreux, Guillaume Dagousset, Emmanuel Magnier

► **To cite this version:**

Anne-laure Barthelemy, F. Bourdreux, Guillaume Dagousset, Emmanuel Magnier. Photoredox-Catalyzed Selective Synthesis of Allylic Perfluoroalkanes from Alkenes. *Chemistry - A European Journal*, 2020, 26 (45), pp.10213-10216. 10.1002/chem.202002046 . hal-02992795

HAL Id: hal-02992795

<https://hal.science/hal-02992795v1>

Submitted on 6 Nov 2020

HAL is a multi-disciplinary open access archive for the deposit and dissemination of scientific research documents, whether they are published or not. The documents may come from teaching and research institutions in France or abroad, or from public or private research centers.

L'archive ouverte pluridisciplinaire **HAL**, est destinée au dépôt et à la diffusion de documents scientifiques de niveau recherche, publiés ou non, émanant des établissements d'enseignement et de recherche français ou étrangers, des laboratoires publics ou privés.

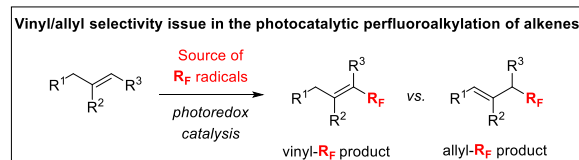
Photoredox-Catalyzed Selective Synthesis of Allylic Perfluoroalkanes from Alkenes

Anne-Laure Barthelemy, F. Bourdreux, Guillaume Dagousset,* and Emmanuel Magnier*

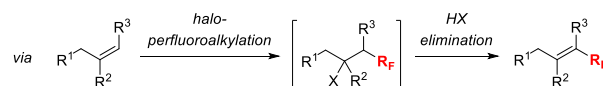
Abstract: We report herein a novel photoredox-catalyzed synthesis of allylic trifluoromethanes. The use of sulfilimino iminium as source of trifluoromethyl radical proves crucial to achieve high selectivity. Importantly, both styrene derivatives and unactivated alkenes are for the first time suitable partners for this process. The mild reaction conditions are compatible with a variety of functional groups. Remarkably, this method is readily broadened to other perfluoroalkyl groups ($R_F = \text{CFCl}_2, \text{CF}_2\text{Br}, \text{C}_4\text{F}_9$). An extensive mechanistic study is also provided.

The presence of a trifluoromethyl group (or perfluoroalkyl group R_F) into organic compounds is of great importance due to the specific physico-chemical properties that such CF_3 moiety imparts on these molecules (high lipophilicity, improved bioavailability and enhanced metabolic stability).^[1] Among the contemporary synthetic approaches available to create a new C– CF_3 bond, visible-light photoredox-induced trifluoromethylation of alkenes has recently emerged as a prominent methodology.^[2,3] It often starts from one of the most available functional groups, a carbon-carbon double bond, is easy to put into practice and tolerant to a wide range of functional groups. On the one hand, this C– CF_3 bond formation can be combined with the concomitant introduction of a second functional group, leading to various vicinal difunctionalizations of alkenes.^[2a] On the other hand, with a formal loss of a proton instead of a second functionalization, it can give access to either vinyl- CF_3 or allyl- CF_3 compounds, which have shown to be useful fluorinated moieties in medicinal chemistry and material sciences,^[4] and which can undergo further functionalization to access biologically active molecules.^[5]

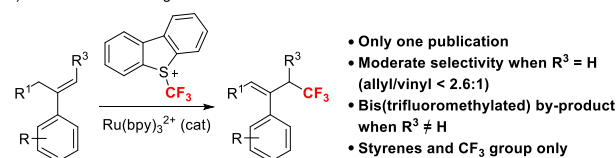
One of the major issues is then the selectivity between vinyl- and allyl- CF_3 derivatives with emphasis on the production of the allylic targets (Scheme 1, box). Indeed, the selective photocatalytic synthesis of vinyl- CF_3 (and more generally vinyl- R_F) products from simple alkenes have been thoroughly described in the literature.^[6] In all these reports, a $R_F\text{--}X$ reagent ($X = \text{halogen}$) was used as the source of $\cdot R_F$ radical, and evidence for a haloperfluoroalkylation/HX elimination sequence were generally provided to account for the formation of the vinyl- CF_3 adduct (Scheme 1a). The elimination step is quite selective, and allyl- CF_3 adducts were only detected in trace amounts.^[6b,6j] By contrast, the photocatalytic synthesis of allyl- CF_3 compounds from alkenes has only been reported once, to the best of our knowledge.^[7,8] In this seminal and pioneering work, Koike, Akita and coworkers used Umemoto's reagent as the source of CF_3 radical (Scheme 1b). However, a moderate allyl/vinyl selectivity was obtained in the case of terminal alkenes (2.6:1 to 1:1.4 ratio), and double trifluoromethylation was observed as side-reaction in the case of internal alkenes, leading mainly to poor yields.



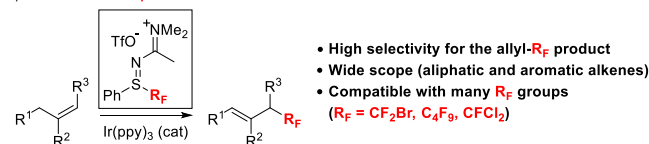
- a) With $R_F\text{--}X$ ($X = \text{Br}, \text{I}$): • Various widespread protocols
• High selectivity in favor of the vinyl- R_F product



- b) With Umemoto's reagent:



- c) This work: with R_F -sulfilimino iminiums



Scheme 1. Allyl vs. vinyl perfluoroalkylation of alkenes under photoredox catalysis. bpy = 2,2'-bipyridine. ppy = 2-phenylpyridine.

As a consequence, a general method towards the selective formation of allyl- CF_3 compounds from alkenes under photoredox catalysis is highly needed.^[9]

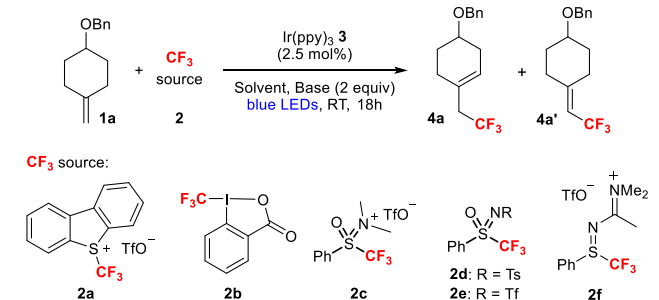
In this context, we wish to report herein a new and general protocol of photoredox-catalyzed synthesis of allylic trifluoromethanes. Importantly, it proved highly selective for both aliphatic and aromatic alkenes, and was easily extended to a variety of other perfluoroalkyl groups (Scheme 1c).

Our initial investigations began with the reaction between alkene **1a** (1 equiv), a CF_3 source **2** (1 equiv), and *fac*-Ir(ppy)₃ **3** as the photocatalyst in CH_2Cl_2 (Table 1). Blue LED irradiation of this mixture in the case of the well-known Umemoto's and Togni's reagents **2a-b** led only to traces of the desired allyl- CF_3 adduct **4a** (2% and 10%, respectively, entries 1-2). Despite these low yields, the process was selective with respect to the formation of the corresponding vinyl- CF_3 by-product **4a'** (**4a/4a'** = 4.9:1, entry 2). This result was consistent with the previous work of Koike and Akita,^[7] and encouraged us to test other sources of CF_3 radical. Notably, switching to S- CF_3 sulfoximine derivatives **2c-e** resulted in improved yields, with somewhat similar allyl/vinyl selectivities (entries 3-5). Pleasingly, with sulfilimino iminium **2f**, which has been recently used as an efficient precursor of CF_3 radical under photoredox catalysis,^[10] product **4a** was obtained in a better yield (54%, entry 6), and remarkably, the allyl/vinyl selectivity was even higher (**4a/4a'** = 12:1). Other parameters,

[a] Dr. A.-L. Barthelemy, F. Bourdreux, Dr. G. Dagousset, Dr. E. Magnier

Université Paris-Saclay, UVSQ, CNRS, UMR 8180, Institut Lavoisier de Versailles, 78000, Versailles, France Fax: (+) 33 1 39254452
E-mail: guillaume.dagousset@uvsq.fr; emmanuel.magnier@uvsq.fr

Table 1. Optimization of the photoredox-catalyzed allylic trifluoromethylation of alkene **1a**.

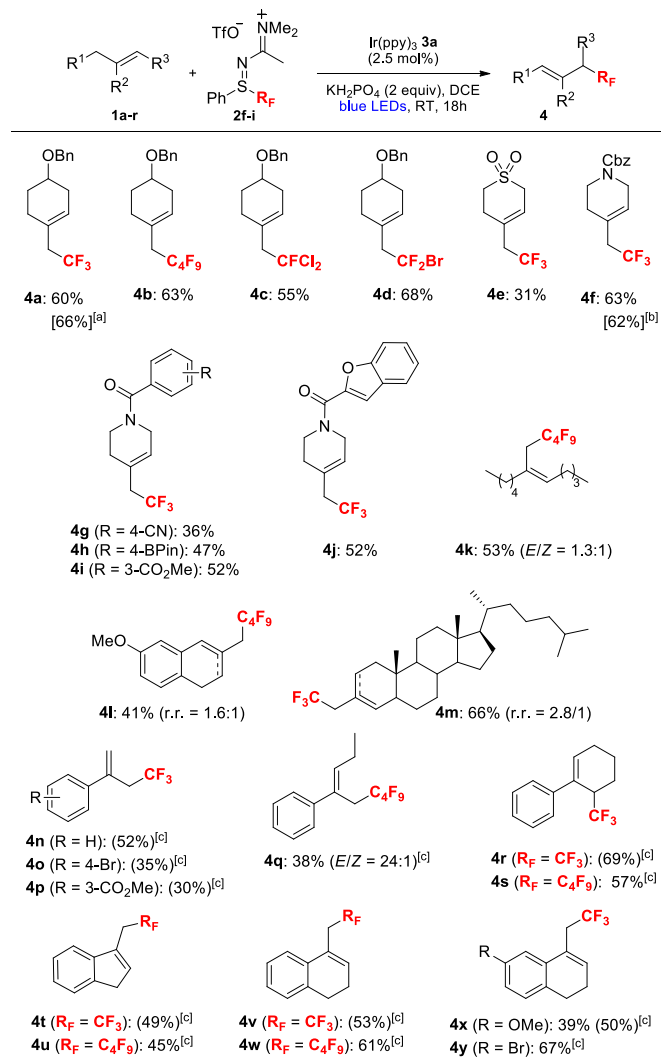


Entry	CF ₃ source	Solvent	Base	Yield [%] ^[a,b]	4a/4a'
1	2a	CH ₂ Cl ₂	-	2	-
2	2b	CH ₂ Cl ₂	-	10	4.9:1
3	2c	CH ₂ Cl ₂	-	16	4:1
4	2d	CH ₂ Cl ₂	-	53	4:1
5	2e	CH ₂ Cl ₂	-	32	8:1
6	2f	CH ₂ Cl ₂	-	54	12:1
7	2f	Acetone	-	36	12:1
8	2f	DMF	-	34	12:1
9	2f	THF	-	26	12:1
10	2f	1,4-dioxane	-	54	12:1
11	2f	DCE	-	54	12:1
12 ^[c]	2f	DCE	-	56	12:1
13 ^[d]	2f	DCE	-	41	12:1
14 ^[e]	2f	DCE	CsF	28	12:1
15 ^[e]	2f	DCE	K ₂ CO ₃	31	12:1
16 ^[e]	2f	DCE	NaHCO ₃	42	12:1
17 ^[e]	2f	DCE	K ₂ HPO ₄	39	12:1
18 ^[c,e]	2f	DCE	KH ₂ PO ₄	60 (60)	12:1
19 ^[e]	2f	DCE	Pyridine	31	12:1
20 ^[c,f]	2f	DCE	KH ₂ PO ₄	0	-
21 ^[c,g]	2f	DCE	KH ₂ PO ₄	0	-

[a] General conditions: **1a** (0.1 mmol), CF₃ source **2** (0.1 mmol), **3** (0.025 equiv), and base (2 equiv) irradiated with blue LEDs at RT for 18 h. [b] Yields determined by ¹⁹F NMR spectroscopy using PhOCF₃ as an internal standard. [c] With 0.15 mmol of **1a**. [d] With 0.15 mmol of **2f**. [e] Yield into brackets referred to chromatographically pure product. [f] In the dark. [g] without **3**.

such as solvent (entries 7-11), stoichiometry (entries 12-13), and base (entries 15-19) were further screened, and the optimal conditions (KH₂PO₄ (2 equiv) in DCE, entry 19) afforded the desired allylic compound **4a** in 60% isolated yield.

With these conditions in hand, the scope of this visible-light-induced methodology was next examined and the results are summarized in Scheme 2. First, sulfilimino iminiums **2g-i** bearing other fluorinated groups (C₄F₉, CFCl₂ and CF₂Br, respectively) smoothly reacted with alkene **1a**, affording the corresponding allylic adducts **4b-d** with a similar efficiency (55-68% yield). The



Scheme 2. Scope of the photoredox-catalyzed allylic perfluoroalkylation. General conditions: alkene **1** (0.15 mmol), **2** (0.10 mmol), **3** (2.5 mol%), KH₂PO₄ (0.20 mmol) in DCE (1 mL) irradiated with blue LEDs at RT for 18 h. Yields referred to chromatographically pure products. For volatile products, yields into brackets were determined by ¹⁹F NMR spectroscopy using PhOCF₃ as an internal standard. [a] Performed on a 2 mmol scale. [b] Performed on a 5 mmol scale. [c] 2,6-di-*tert*-butylpyridine (1.5 equiv) in 1,4-dioxane instead of KH₂PO₄ (2 equiv) in DCE. r.r. = regioisomeric ratio.

scope of this allylic perfluoroalkylation reaction with respect to the unactivated alkene was also explored. Other exocyclic alkenes **1b-1g** bearing various functionalities (sulfone, carbamate, amide, cyano, boronic ester, ester as well as benzofuran moiety) were all suitable partners for this visible-light induced process. Acyclic substrates, such as 6-methyleneundecane **1h**, could also be readily converted into the corresponding allylic-C₄F₉ adduct **4k** in 53% yield. In addition, unsymmetrical substrates **1i-1j** led to a mixture of perfluoroalkylated allylic regioisomers **4l** and **4m**. Alkene **1j** derived from 5 α -cholestan-3-one afforded the desired allyl-CF₃ adduct **4m** in 66% yield, showing that such process is applicable to the late-stage functionalization of more complex molecules.

Importantly, gram-scale experiments were also successfully performed to give compounds **4a** and **4f** without any loss of efficiency.

We then turned our attention to aromatic alkenes. Using our previous conditions, another by-product (the α -hydroxy- β -CF₃ arene adduct coming from the nucleophilic trapping of the benzylic cation intermediate with water) was detected in small amounts (10% ¹⁹F NMR yield), leading to diminished yields and despite many efforts to work in dry medium. Fortunately, this side-reaction was efficiently minimized by replacing KH₂PO₄ with 2,6-di-*tert*-butylpyridine. Under these slightly modified reaction conditions, we were pleased to see that a wide variety of aromatic alkenes, such as acyclic styrenes **1k-n**, endocyclic styrene **1o**, and exocyclic styrenes **1p-r** smoothly reacted to furnish the corresponding perfluorinated allylic adducts **4n-y** in up to 69% yield.

To study the mechanism of this perfluoroalkylation reaction, the following classical control experiments were performed. No reaction took place in the absence of irradiation and/or *fac*-Ir(ppy)₃ **3** (see Table 1, entries 20-21). Additionally, a light on/off experiment was carried out (see S3 of the Supporting Information), which demonstrated that continuous irradiation is needed for the reaction to proceed. Moreover, the formation of **4** was inhibited in the presence of radical scavengers such as TEMPO ((2,2,6,6-tetramethylpiperidin-1-yl)oxyl), suggesting that a radical process is involved in this reaction.

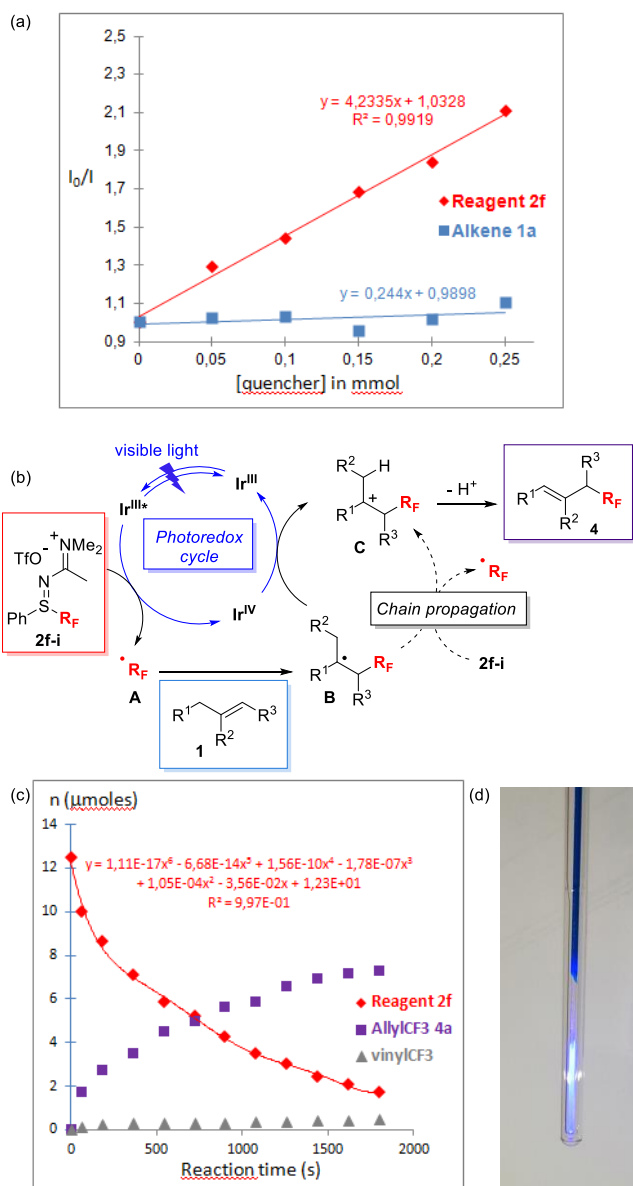
In addition, the redox potential of sulfilimino iminium **2f** was measured by cyclic voltammetry ($E_{2f} = -1.31$ V vs. SCE, SCE = Saturated Calomel Electrode, see the Supporting Information for more details), and showed that the reduction of **2f** by the excited state of Ir(ppy)₃ **3*** ($E_{Ir(III)^*/Ir(IV)} = -1.73$ V vs. SCE) is thermodynamically feasible. Furthermore, luminescence quenching experiments were performed, and confirmed that only reagent **2f** efficiently quenched the excited photocatalyst **3*** (Scheme 3a).

On the basis of all these studies, a plausible mechanism is depicted in Scheme 3b. Single Electron Transfer reduction of sulfilimino iminium **2f-i** by **3*** leads to the corresponding $\cdot R_F$ radical **A**, which subsequently reacts with alkene **1** to give radical **B**. Importantly, all these radical intermediates have already been characterized by electron paramagnetic resonance experiments using various spin traps.^[10a] Then, radical **B** is oxidized into carbocation **C**, which is finally deprotonated to afford the desired allylic adduct **4**. The oxidation step leading to intermediate **C** can follow two possible pathways: i) a photocatalytic pathway involving Ir^{IV} photocatalyst species; ii) or a radical chain mechanism involving a second molecule of sulfilimino iminium. To distinguish between these two pathways, the quantum yield Φ of the reaction was measured.^[11] Φ is defined as:

$$\Phi = (\text{rate of substrate conversion})/(\text{absorbed photon flux})$$

In order to measure the rate of substrate conversion, the amount of remaining substrate **2f** was plotted as a function of time, and these kinetics data were fitted to a 6th order polynomial (Scheme 3c, red line). This was enabled by the use of *in operando* ¹⁹F NMR spectroscopy, the reaction mixture being directly irradiated inside the NMR spectrometer thanks to an optical fiber (Scheme

3d, see the Supporting Information for more details).^[12] The rate of substrate conversion was calculated from the derivative of this polynomial (see Table S1). Then, the photon flux was measured by standard ferrioxalate actinometry.^[13] This finally allowed us to calculate the quantum yield Φ , which decreased over time, together with the amount of substrate **2f** (see Figure S7).



Scheme 3. (a) Luminescence quenching experiments. Stern Volmer plots $I_0/I = f([\text{quencher}])$ using **1a** or **2f** as the quencher. (b) Plausible mechanism. (c) Recorded kinetic profiles of the reaction with a solution of **2f** ($1.25 \cdot 10^{-5}$ mol) alkene **1a** (1.5 equiv), **3** (2.5 mol%) and KH₂PO₄ (2 equiv), determined by ¹⁹F NMR spectroscopy using PhOCF₃ as an internal standard. The red plot for **2f** is fitted to a 6th order polynomial. (d) Irradiation inside the NMR tube thanks to an optical fiber.

The maximum value $\Phi = 0.43$ suggests that the photocatalyzed process is mainly operating, and that the radical chain mechanism is less likely.

In conclusion, we have developed a new visible-light mediated allylic trifluoromethylation reaction. This efficient methodology operates with a high allyl/vinyl selectivity and is for the first time compatible with both unactivated alkenes and styrene derivatives bearing a wide range of functional groups. Importantly, this mild protocol has been successfully extended to other perfluoroalkyl motifs ($R_F = \text{CFCl}_2, \text{CF}_2\text{Br}, \text{C}_4\text{F}_9$) thanks to the use of sulfilimino iminiums as sources of $\cdot R_F$ radicals.

Acknowledgements

A.L.B. thanks the French Ministry of Research for a doctoral fellowship. Youssef El-Ahmad and Victor Certal (Sanofi Vitry sur Seine) are acknowledge for stimulating scientific discussions and French Fluorine Network (CNRS GIS Fluor) for support.

Keywords: photoredox catalysis • allylic trifluoromethylation • sulfilimino iminium • perfluoroalkyl radicals • visible light

- [1] a) P. Kirsch, *Modern Fluoroorganic Chemistry: Synthesis Reactivity, Applications*, 2nd Ed., Wiley, New York, **2013**; b) K. Müller, C. Faeh, F. Diederich, *Science* **2007**, *317*, 1881; c) *Bioorganic and Medicinal Chemistry of Fluorine* (Eds.: J.-P. Begue, D. Bonnet-Delpon), Wiley, Hoboken, **2008**; d) J. Wang, M. Sanchez-Rosello, J. L. Acena, C. del Pozo, A. E. Sorochinsky, S. Fustero, V. A. Soloshonok, H. Liu, *Chem. Rev.* **2014**, *114*, 2432.
- [2] Recent reviews on trifluoromethylation: a) H. Egami, M. Sodeoka, *Angew. Chem. Int. Ed.* **2014**, *53*, 8294; *Angew. Chem.* **2014**, *126*, 8434; b) J. Charpentier, N. Früh, A. Togni, *Chem. Rev.* **2015**, *115*, 650; c) E. Merino, C. Nevado, *Chem. Soc. Rev.* **2014**, *43*, 6598; d) J. Xu, X. Liu, Y. Fu, *Tetrahedron Lett.* **2014**, *55*, 585; f) C. Zhang, *Adv. Synth. Catal.* **2014**, *356*, 2895; g) X. Liu, C. Xu, M. Wang, Q. Liu, *Chem. Rev.* **2015**, *115*, 683.
- [3] Selected reviews on photoredox-catalyzed perfluoroalkylations: a) T. Koike, M. Akita, *Top. Catal.* **2014**, *57*, 967; b) M.-Y. Cao, X. Ren, Z. Lu, *Tetrahedron Lett.* **2015**, *56*, 3732; c) S. Barata-Vallejo, S. M. Bonesi, A. Postigo, *Org. Biomol. Chem.* **2015**, *13*, 11153; d) T. Chatterjee, N. Iqbal, Y. You, E. J. Cho, *Acc. Chem. Res.* **2016**, *49*, 2284; e) G. Dagousset, A. Carboni, G. Masson, E. Magnier, *Modern Synthesis Processes and Reactivity of Fluorinated Compounds*; (Eds.: H. Groult, F. Leroux, A. Tressaud), Elsevier, **2016**, pp 389-426; f) X. Pan, H. Xia, J. Wu, *Org. Chem. Front.* **2016**, *3*, 1163; g) E. H. Oh, H. J. Kim, S. B. Han, *Synthesis* **2018**, *50*, 3346.
- [4] M. Katalin, J. Katalin, C. Gabor, *Drug Metab. Dispos.* **1997**, *25*, 1370; b) M. Kelly, J. Kincaid, Z.-L. Wei, WO Patent 2006093832, **2006**; c) H.-J. Lu, R. B. Silverman, *J. Med. Chem.* **2006**, *49*, 7404; d) A. Hafner, S. Bräse, *Adv. Synth. Catal.* **2011**, *353*, 3044; e) R. Hemelaere, J. Desroches, J.-F. Paquin, *Org. Lett.* **2015**, *17*, 1770.
- [5] Selected examples: a) R. T. Jacobs, P. R. Bernstein, L. A. Cronk, E. P. Vacek, L. F. Newcomb, D. Aharony, C. K. Buckner, E. J. Kusner, *J. Med. Chem.* **1994**, *37*, 1282; b) C.-J. Wang, X. Sun, X. Zhang, *Angew. Chem. Int. Ed.* **2005**, *44*, 4933; *Angew. Chem.* **2005**, *117*, 5013; c) C. Isanbor, D. O. O'Hagan, *J. Fluorine Chem.* **2006**, *127*, 303; d) Y. Miyake, S.-I. Ota, Y. Nishibayashi, *Chem. Eur. J.* **2012**, *18*, 13255; e) M. M. Lerch, B. Morandi, Z. K. Wickens, R. H. Grubbs, *Angew. Chem. Int. Ed.* **2014**, *53*, 8654; *Angew. Chem.* **2014**, *126*, 8798.
- [6] a) J. D. Nguyen, J. W. Tucker, M. D. Konieczynska, C. R. J. Stephenson, *J. Am. Chem. Soc.* **2011**, *133*, 4160; b) N. Iqbal, S. Choi, E. Kim, E. J. Cho, *J. Org. Chem.* **2012**, *77*, 11383; c) C. Yu, N. Iqbal, S. Park, E. J. Cho, *Chem. Commun.* **2014**, *50*, 12884; d) W. J. Choi, S. Choi, K. Ohkubo, S. Fukuzumi, E. J. Cho, Y. You, *Chem. Sci.* **2015**, *6*, 1454; e) F. Sladojevich, E. McNeill, J. Börgel, S.-L. Zheng, T. Ritter, *Angew. Chem. Int. Ed.* **2015**, *54*, 3712; *Angew. Chem.* **2015**, *127*, 3783; f) Q.-Y. Lin, Y. Ran, X.-H. Xu, F.-L. Qing, *Org. Lett.* **2016**, *18*, 2419; g) N. J. W. Straathof, S. E. Cramer, V. Hessel, T. Noël, *Angew. Chem. Int. Ed.* **2016**, *55*, 15549; *Angew. Chem.* **2016**, *128*, 15778; h) D. P. Tiwari, S. Dabral, J. Wen, J. Wiesenthal, S. Terhorst, C. Bolm, *Org. Lett.* **2017**, *19*, 4295; i) G.-R. Park, Y. Choi, M. G. Choi, S.-K. Chang, E. J. Cho, *Asian J. Org. Chem.* **2017**, *6*, 436; j) E. Zhu, X. Liu, A. Wang, T. Mao, L. Zhao, X. Zhang, C. He, *Chem. Commun.* **2019**, *55*, 12259; k) K. Li, X. Zhang, J. Chen, Y. Gao, C. Yang, K. Zhang, Y. Zhou, B. Fan, *Org. Lett.* **2019**, *21*, 9914.
- [7] M. Asano, R. Tomita, T. Koike, M. Akita, *J. Fluorine Chem.* **2015**, *179*, 83.
- [8] Other reports on visible-light-mediated synthesis of allylic perfluoroalkylated compounds involve pre-functionalized substrates: a) S. Mizuta, K. M. Engle, S. Verhoog, O. Galicia-Lopez, M. O'Duill, M. Medebielle, K. Wheelhouse, G. Rassias, A. Thompson, V. Gouverneur, *Org. Lett.* **2013**, *15*, 1250; b) P. Chandu, K. G. Ghosh, D. Sureshkumar, *J. Org. Chem.* **2019**, *84*, 8771; c) A. K. Yadav, A. K. Sharma, K.N. Singh, *Org. Chem. Front.* **2019**, *6*, 989; d) M. Lübbesmeyer, E. G. Mackay, M. A. R. Raycroft, J. Elfert, D. A. Pratt, A. Studer, *J. Am. Chem. Soc.* **2020**, *142*, 2609.
- [9] Syntheses of allyl- CF_3 compounds from alkenes have also been reported under copper catalysis (only for aliphatic alkenes). See: a) T. Parsons, S. L. Buchwald, *Angew. Chem. Int. Ed.* **2011**, *50*, 9120; *Angew. Chem.* **2011**, *123*, 9286; b) J. Xu, Y. Fu, D.-F. Luo, Y.-Y. Jiang, B. Xiao, 80 Z.-J. Liu, T.-J. Gong and L. Liu, *J. Am. Chem. Soc.* **2011**, *133*, 15300; c) X. Wang, Y. Ye, S. Zhang, J. Feng, Y. Xu, Y. Zhang, J. Wang, *J. Am. Chem. Soc.* **2011**, *133*, 16410; d) L. Chu, F.-L. Qing, *Org. Lett.* **2012**, *14*, 2106; e) J. Lei, X. Liu, S. Zhang, S. Jiang, M. Huang, X. Wu, Q. Zhu, *Chem. Eur. J.* **2015**, *21*, 6700; f) R. Beniazza, F. Molton, C. Duboc, A. Tron, N. D. McClenaghan, D. Lastécouères, J.-M. Vincent, *Chem. Commun.* **2015**, *51*, 9571; g) S. Kawamura, M. Sodeoka, *Angew. Chem. Int. Ed.* **2016**, *55*, 8740; *Angew. Chem.* **2016**, *128*, 8882; h) S. Kawamura, C. J. Henderson, Y. Aoki, D. Sekine, S. Kobayashi, M. Sodeoka, *Chem. Commun.* **2018**, *54*, 11276.
- [10] a) M. Daniel, G. Dagousset, P. Diter, P.-A. Klein, B. Tuccio, A.-M. Goncalves, G. Masson, E. Magnier, *Angew. Chem. Int. Ed.* **2017**, *56*, 3997; *Angew. Chem.* **2017**, *129*, 4055; b) A.-L. Barthelemy, G. Dagousset, E. Magnier, *Eur. J. Org. Chem.* **2020**, 1429. c) A.-L. Barthelemy, V. Certal, G. Dagousset, E. Anselmi, L. Bertin, L. Fabien, B. Salgues, P. Courtes, C. Poma, Y. El-Ahmad, E. Magnier, *Org. Process Res. Dev.* **2020**, 10.1021/acs.oprd.9b00403.
- [11] a) M. A. Cismesia, T. P. Yoon, *Chem. Sci.* **2015**, *6*, 5426; b) M. D. Kärkäs, B. S. Matsuura, C. R. J. Stephenson, *Science* **2015**, *349*, 1285. c) A. Studer, D. P. Curran, *Angew. Chem. Int. Ed.* **2016**, *55*, 58; *Angew. Chem.* **2016**, *128*, 58; d) H. G. Yayla, F. Peng, I. K. Mangion, M. McLaughlin, L.-C. Campeau, I. W. Davies, D. A. DiRocco, R. R. Knowles, *Chem. Sci.* **2016**, *7*, 2066.
- [12] a) C. Feldmeier, H. Bartling, K. Magerl, R. M. Gschwind, *Angew. Chem. Int. Ed.* **2015**, *54*, 1347; *Angew. Chem.* **2015**, *127*, 1363; b) A. Mills, C. O'Rourke, *J. Org. Chem.* **2015**, *80*, 10342; c) H. Bartling, A. Eisenhofer, B. Kçnig, R. M. Gschwind, *J. Am. Chem. Soc.* **2016**, *138*, 11860; d) J. Kind, L. Kaltschnee, M. Leyendecker, C. M. Thiele, *Chem. Commun.* **2016**, *52*, 12506; e) E. Procházková, L. Čechová, J. Kind, Z. Janeba, C. M. Thiele, M. Dračinský, *Chem. Eur. J.* **2018**, *24*, 492; f) A. Seegerer, P. Nitschke, R. M. Gschwind, *Angew. Chem. Int. Ed.* **2018**, *57*, 7493; *Angew. Chem.* **2018**, *130*, 7615.
- [13] Y. Ji, D. A. DiRocco, C. M. Hong, M. K. Wismer, M. Reibarkh, *Org. Lett.* **2018**, *20*, 2156.

