



HAL
open science

Deprotonative Functionalization of the Difluoromethyl Group

Laura Santos, Armen Panossian, Morgan Donnard, Jean-Pierre Vors, Sergii Pazenok, David Bernier, Frédéric Leroux

► **To cite this version:**

Laura Santos, Armen Panossian, Morgan Donnard, Jean-Pierre Vors, Sergii Pazenok, et al.. Deprotonative Functionalization of the Difluoromethyl Group. *Organic Letters*, 2020, 10.1021/acs.orglett.0c03380 . hal-02989088

HAL Id: hal-02989088

<https://hal.science/hal-02989088>

Submitted on 5 Nov 2020

HAL is a multi-disciplinary open access archive for the deposit and dissemination of scientific research documents, whether they are published or not. The documents may come from teaching and research institutions in France or abroad, or from public or private research centers.

L'archive ouverte pluridisciplinaire **HAL**, est destinée au dépôt et à la diffusion de documents scientifiques de niveau recherche, publiés ou non, émanant des établissements d'enseignement et de recherche français ou étrangers, des laboratoires publics ou privés.

Deprotonative Functionalization of the Difluoromethyl Group

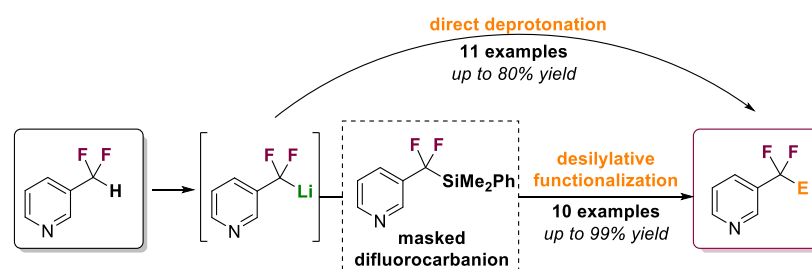
Laura Santos^I, Armen Panossian^I, Morgan Donnard^I, Jean-Pierre Vors^{II}, Sergii Pazenok^{III}, David Bernier^{II} and Frédéric R. Leroux^{*,I}

^IUniversité de Strasbourg, Université de Haute-Alsace, CNRS, UMR 7042-LIMA, ECPM, 25 Rue Becquerel, Strasbourg 67087, France

^{II}Bayer S.A.S., 14 Impasse Pierre Baizet, BP99163, 69263 Lyon Cedex 09, France

^{III}Bayer CropScience AG, Alfred-Nobel-Strasse 50, 40789 Monheim, Germany

Supporting Information Placeholder



ABSTRACT: The functionalization of 3-(difluoromethyl)pyridine has been developed *via* direct deprotonation of -CHF₂ with a lithiated base and subsequent trapping with various electrophiles in THF. *In situ* quench gives access to 3-pyridyl-CF₂-SiMe₂Ph as a new silylated compound, which can be post-functionalized with a fluoride source to obtain a larger library of 3-(difluoroalkyl)pyridines that were not accessible *via* direct deprotonation.

It is nowadays well-established that the introduction of fluorine atoms or fluorinated functional groups can have a profound impact on the physical, chemical and biological properties of molecules.¹⁻⁷

The -CHF₂ group has been increasingly studied over the past few years as its interesting properties are essential for the development of new bioactive molecules. Aside from usual characteristics shared with other fluorinated substituents, the -CHF₂ moiety is a lipophilic bioisostere of hydroxy, sulfanyl and amino groups and its action has been demonstrated as an unusual hydrogen bond donor that can influence intramolecular interactions and conformational preference.⁸⁻¹⁴ The potential of this group led to a plethora of syntheses to introduce the -CHF₂ moiety as a terminal group in heteroaromatic molecules.^{15,16}

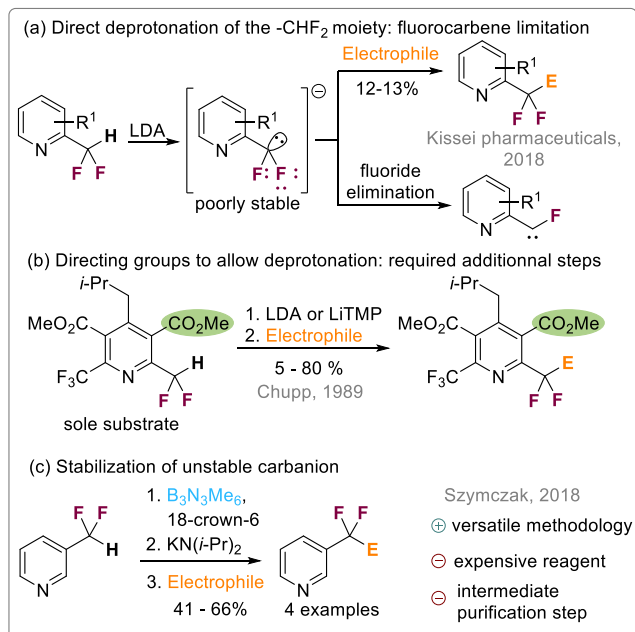
The parent difluoromethylene linkage is an attractive structural motif in drug design and agrochemistry due to its bioisosteric relationship with carbonyl or oxygen atom.⁸ Unfortunately, in contrast to the -CHF₂ group, its synthetic access remains underdeveloped and relies on the use of toxic, explosive reagents prohibited for an industrial application (e.g. DAST).¹⁷ An attractive approach is the late-stage functionalization of the -CHF₂ moiety, and, more precisely, its deprotonation followed by electrophilic trapping (Scheme 1). In the case of pyridines, frequently encountered core in agrochemical research,^{18,19} only one example of direct deprotonation of 2-(difluoromethyl)pyridine has been reported

without success.²⁰ The functionalization of difluoromethyl heteroarenes has been scarcely reported, presumably because of the poor stability of the generated difluoromethyl carbanion leading to the corresponding fluorocarbene.^{21,22} In the presence of a lateral directing group, the deprotonation of 2-(difluoromethyl)pyridine succeeded with better yields (b);²³ However, highly functionalized starting materials were employed which limited the scope of the reaction. Additionally, this strategy requires further steps for the installation and the removal of the directing groups. In 2018, a breakthrough was achieved by Szymczak *et al.*, by employing hexamethylborazine (B₃N₃Me₆) as Lewis acid for the stabilization of the difluoromethyl carbanion, before electrophilic trapping (c).²⁴ Although this versatile methodology was applied to 3-(difluoromethyl)pyridine, a drawback for large scale application is the use of the high-cost Lewis acid and the purification step of the compound bearing the borazine.

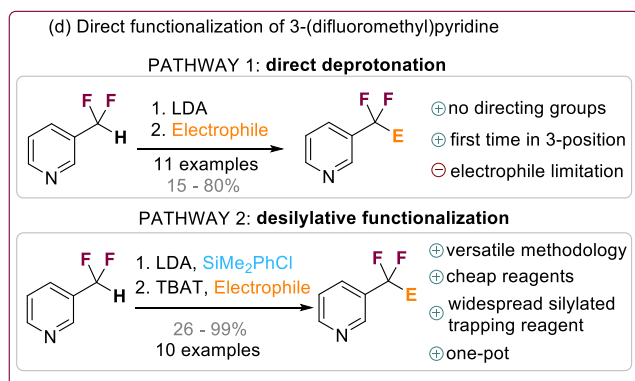
Related to our ongoing work in developing industrially viable approaches to emergent fluorinated substituents, we were also interested in functionalizing the difluoromethyl group by deprotonation, relying on cheap, easy to handle organometallic bases such as LDA. However, the instability of the generated CF₂⁻ intermediate would be an issue, as mentioned earlier. Therefore, we decided to study first the reaction under kinetic control using *in situ*-trapping conditions in order to avoid α -

Scheme 1. Functionalization of *gem*-difluorinated heterocycles through deprotonation of $-\text{CHF}_2$

Previous work



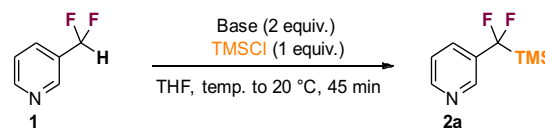
This work:



elimination of fluoride,^{21,22} with commonly used TMSCl (Table 1). In addition, this would lead to difluoromethyl surrogates, namely (Het)ArCF₂SiMe₃, poorly available so far, which are an economic alternative to borazines. Those ideal masked (Het)ArCF₂⁻ anions could be used for further transformations in analogy to the Ruppert-Prakash reagent.²⁵⁻²⁸ We focused our studies on 3-(difluoromethyl)pyridine, which have hitherto been poorly described. When the substrate was added to a mixture of 2 equivalents of LDA and 1 equivalent of TMSCl as electrophile at -78 °C, 77% of silylated **2a** were obtained, whereas a reverse or equimolar ratio of base and electrophile led to lower yields (Table 1, entries 1–3). We were quite satisfied with these results, compared to Szymczak's observation that the use of LDA on PhCF₂-H afforded low yields and mainly α -defluorination.²⁴ When temperature was increased (entries 5–6), the yield dropped drastically certainly due to rapid degradation of the difluoromethyl carbanion above -78 °C.²¹ When the bulkier LiTMP was used, only 10% of **2a** were produced albeit with 19% of recovered starting material as well as numerous side-products. We investigated also other bases like the mixed base LDA/*t*-BuOK (entry 9) and KHMDS (entry 10), which revealed inefficient. On the other hand, we also considered the non-ionic Schwesinger superbases P₄-*t*-Bu, described to successfully generate fluorinated carbanions,

thanks to the strong destabilization of the [P₄-*t*-Bu/H]⁺,F⁻ ion pair disfavoring α -elimination of fluoride.^{29,30} In our hands, the yield was moderate in comparison to that obtained with LDA (33%, entry 11). The amount of recovered **1** could arise from the demonstrated activation of organosilicons by P₄-*t*-Bu.^{31,32} Two other silylated electrophiles were assessed with LDA. Me₂PhSiCl gave a comparable yield in contrast to *t*-BuMe₂SiCl which afforded 23% of **2c** in accordance with literature.³³

Table 1. Optimization of the reaction conditions of *in situ* quench^a



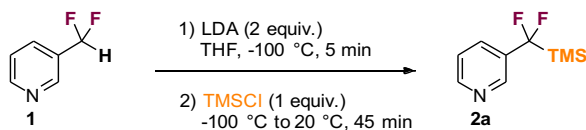
entry	base	temp. (°C)	yield of 2a (%)	recov. 1 (%)
1 ^b	LDA	-78	61	25
2	LDA	-78	77	0
3 ^c	LDA	-78	55	52
4 ^d	LDA	-78	74	0
5	LDA	-50	16	31
6	LDA	-30	0	36
7	LDA	-100	54	0
8	LiTMP	-78	10	19
9	LDA/ <i>t</i> -BuOK	-78	NR	99
10	KHMDS	-78	NR	100
11	P ₄ - <i>t</i> -Bu	-78	33	60
12 ^e	LDA	-78	76 (2b)	0
13 ^f	LDA	-78	23 (2c)	0

^a Reaction conditions: **1** (1.92 mmol) in THF (14 mL) under Ar. Yields reported are ¹⁹F NMR yields using fluorobenzene as an internal standard. ^b 1 equiv. of LDA was used. ^c 2 equiv. of TMSCl were used. ^d Temperature: -78 °C for 2 h. ^e Me₂PhSiCl was used as electrophile. ^f *t*-BuMe₂SiCl was used as electrophile.

Although these results were quite gratifying, the *in situ* trapping strategy is expected to have a limited scope as used electrophiles have to be compatible with the lithiated base.^{34,35} We therefore decided to perform the reaction under sequential trapping conditions (Scheme 2).

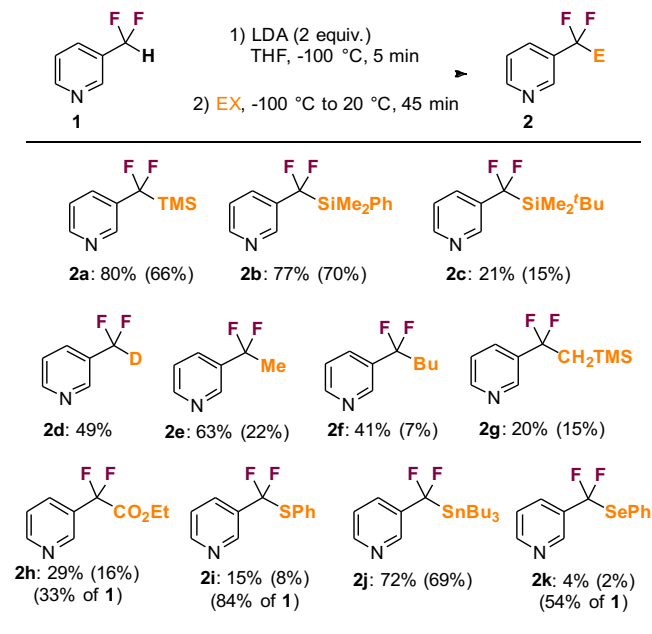
When once again LDA was used as base and TMSCl as electrophile at -78 °C, the desired product **2a** was obtained with a low yield of 35%. By decreasing the temperature to -100 °C, it was possible to obtain **2a** in 80% yield, thus with the same efficiency as under the best *in situ* quench conditions. Regarding other lithium bases, no formation of **2a** was observed with PhLi, *n*-BuLi, *s*-BuLi or *t*-BuLi. When assessing again mixed bases, such as LDA/*t*-BuOK or TPMgCl•LiCl, a complex mixture of fluorinated compounds was obtained (see Supporting Information for details).

Scheme 2. Approach to a sequential quench



With these optimized conditions, using LDA as base, we studied the scope of the reaction with various electrophiles (Scheme 3). Analogously to the *in situ* quench strategy TMSCl and Me₂PhSiCl gave high yields (up to 80% NMR yield for **2a**, Scheme 3) compared to *t*-BuMe₂SiCl which afforded 21% of **2c**. The (deuteriodifluoromethyl)pyridine **2d** was obtained in 49% yield when using *in situ* formed DCl as the electrophile. MeI gave a satisfactory 63% yield of **2e**. Alkyl halide electrophiles such as BuI or TMSCH₂Cl provided full conversion but with low to moderate yields of the desired compounds **2f** and **2g**, respectively. Ethyl chloroformate, which allowed the introduction of a carboxylic moiety, gave a yield of 29% of **2h**. Although frequently employed in polar organometallic chemistry, diphenyl disulfide gave only a very poor yield of **2i** (15%). In a similar manner phenylselenenyl chloride afforded 4% of **2k**. Conversely, stannane **2j** was obtained in good yield after trapping with tributyltin chloride, and would prove highly useful for further transformation by Stille cross-coupling to afford new Het-CF₂-Ar derivatives.³⁶

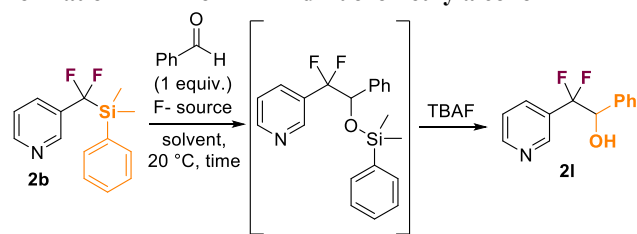
Scheme 3. Scope of electrophiles for sequential quench^a



^a ¹⁹F NMR yields were calculated with fluorobenzene as an internal standard. Isolated yields are in parentheses.

Complementary to the scope of the sequential trapping conditions, we then focused on a third strategy, in which difluorosilylated products were used as masked difluoromethyl carbanions. Relieved from the concern of potential α -defluorination of the carbanion, higher temperatures can be used in order to increase the scope and yields. As a proof of concept, we investigated the reaction of **2b** with benzaldehyde, an electrophile which proved unsuccessful under lithiation conditions (Table 2).

Table 2. Optimization of reaction conditions for the formation of the difluoromethylalcohol **2i**^a

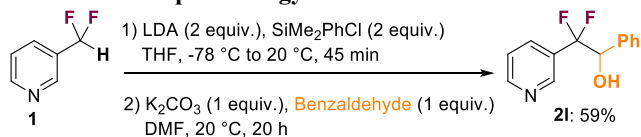


entry	F ⁻ source (nb. equiv.)	solvent	time (h)	yield of 2i (%)
1	TBAT (1)	THF	1	57 (52)
2	TMAF (1)	THF	1	59 (43)
3	KF (1)	THF	18	NR
4	TBAT (0.1)	THF	14	71 (56)
5	TMAF (0.1)	THF	48	54 (47)
6	KF (0.1)	DMF	3	64 (53)
7	-	DMF	24	traces
8 ^b	-	DMF	18	23
9	TBAT (0.1)	DMF	0.5	99 (81)
10	TMAF (0.1)	DMF	0.5	51 (39)

^a Reaction conditions: **2b** (0.5 mmol), benzaldehyde (0.5 mmol) in solvent (9 mL) at 20 °C under Ar. Yields reported are ¹⁹F NMR yields using fluorobenzene as an internal standard. Isolated yields are in parentheses. ^b Reaction mixture was heated to 90 °C. TBAT stands for [*n*-Bu₄N⁺, F₂Ph₃Si⁻], TBAF for [*n*-Bu₄N⁺, F⁻], TMAF for [Me₃N⁺, F⁻].

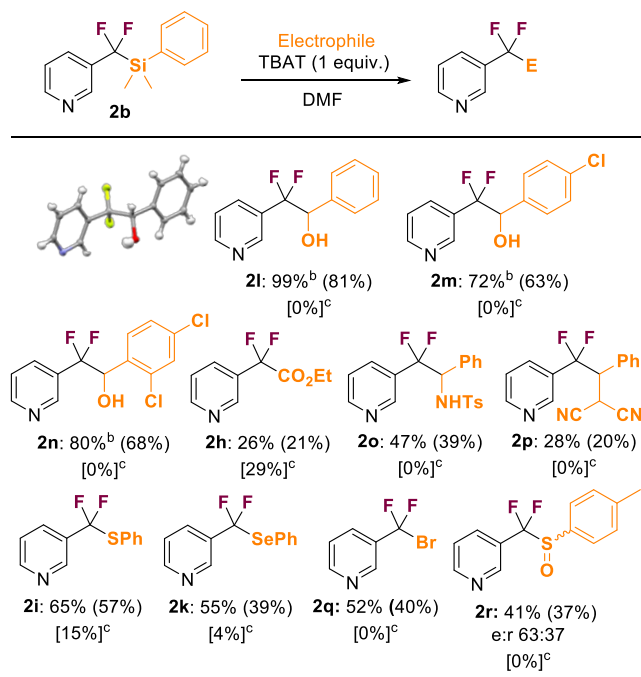
To our delight, **2i** was obtained using stoichiometric amounts of fluoride—either TBAT or TMAF—with a moderate yield (Table 2, entries 1–2). By decreasing the amount of TBAT or TMAF in THF, the reaction slowed down (entries 4–5). KF as fluoride source revealed inefficient in THF due to solubility problems (entry 3). However, when DMF was used as a solvent, higher yield and faster reaction was observed with catalytic amount of KF (entry 6). In fact, the Lewis basic activation of silicon by the solvent for fluoroalkyl transfer has already been reported by Amii *et al.* in the absence of any fluoride source.³⁷ Accordingly, when the mixture of **2i** and benzaldehyde was heated to 90 °C in absence of fluoride, full conversion was obtained, with formation of 23% of product **2i** (entry 8). When DMF was used as solvent in the presence of TBAT or TMAF as fluoride sources (entries 9–10), the reaction was complete after 30 min at 20 °C affording an excellent yield of 99% with TBAT (entry 9). The structure of the newly prepared (3-pyridyl)difluoromethyl carbinol was confirmed by single crystal X-Ray diffraction. We next investigated a one-pot strategy, in order to avoid the purification step of the silylated species **2b** (Scheme 4). The direct functionalization of the 3-difluoromethyl pyridine **1** with benzaldehyde was achieved using K₂CO₃ in DMF affording **2i** in a gratifying yield of 59% (see Supporting Information for details).

Scheme 4. One-pot strategy



Next, we studied the use of other electrophiles as a proof of concept of this strategy.

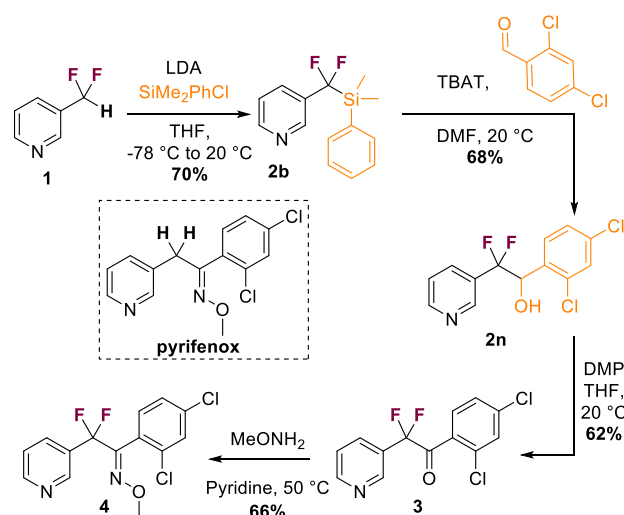
Scheme 5. Scope of the desilylative functionalization of difluoro(3-pyridyl)methane^a



^a Yields reported are ¹⁹F NMR yields using fluorobenzene as an internal standard. Isolated yields are in parentheses. ^b 0.1 equiv. of TBAT was used. ^c Yields obtained from sequential trapping.

With the best conditions for benzaldehyde (Table 2, entry 9), other electrophiles that showed inefficient towards metalation with lithiated bases, finally afforded good to moderate results, namely 4-chlorobenzaldehyde (**2m**: 72% NMR yield), 2,4-dichlorobenzaldehyde (**2n**: 80% NMR yield), tosylated aldimine (**2o**: 47% NMR yield), benzylidenemalononitrile, (**2p**: 28% NMR yield), diphenyl disulfide (**2i**: 65% NMR yield), phenylselenenyl chloride (**2k**: 55% NMR yield), cyanogen bromide (**2q**: 52% NMR yield) and menthyl sulfinate (**2r**: 41% NMR yield). Only ethyl chloroformate (**2h**: 26% NMR yield) gave a similar yield as under sequential deprotonation (Scheme 5). Using the silicon-based strategy, the difluoro derivative of pyrifenoxy, a fungicide inhibiting ergosterol biosynthesis, was easily obtained for the first time in 4 steps with an overall unoptimized yield of 19%.

Scheme 6. Synthesis of difluoro derivative of pyrifenoxy



In conclusion, direct deprotonation of 3-(difluoromethyl)pyridine was developed for the first time *via* either *in situ* trapping with chlorosilanes or sequential trapping with various electrophiles after metalation of the difluoromethyl group with LDA. The newly created difluoro(3-pyridyl)methylsilanes can then react as masked difluorocarbanions and add to C=O, C=C, S–S, S–O, Se–Cl, and C=N bonds. This methodology was successfully adapted to a one-pot procedure affording novel HetAryl-CF₂-R building-blocks based on an operationally simple and cheap methodology.

ASSOCIATED CONTENT

Supporting Information

The Supporting Information is available free of charge on the ACS Publications website.

Optimization of sequential trapping, X-ray data, experimental procedures, and characterization data (PDF).

Accession Codes

CCDC 2017677 contains the supplementary crystallographic data for this paper. These data can be obtained free of charge via www.ccdc.cam.ac.uk/data_request/cif, or by emailing data_request@ccdc.cam.ac.uk, or by contacting The Cambridge Crystallographic Data Centre, 12 Union Road, Cambridge CB2 1EZ, UK; fax: +44 1223 336033.

AUTHOR INFORMATION

Corresponding Author

* E-mail: frederic.leroux@unistra.fr

Author Contributions

All authors have given approval to the final version of the manuscript.

Notes

The authors declare no competing financial interest.

ACKNOWLEDGMENT

We thank the CNRS (Centre National de la Recherche Scientifique, France). We are grateful to Bayer S.A.S for a PhD grant to L.S. The French Fluorine Network (GIS Fluor) is also acknowledged.

REFERENCES

- (1) Jeschke, P. The Unique Role of Fluorine in the Design of Active Ingredients for Modern Crop Protection. *ChemBioChem* **2004**, *5*, 570–589.
- (2) Groult, H.; Leroux, F. R.; Tressaud, A. *Modern Synthesis Processes and Reactivity of Fluorinated Compounds*, Elsevier Science, London.; 2017.
- (3) Jeffries, B.; Wang, Z.; Felstead, H. R.; Le Questel, J.-Y.; Scott, J. S.; Chiarparin, E.; Graton, J.; Linclau, B. Systematic Investigation of Lipophilicity Modulation by Aliphatic Fluorination Motifs. *J. Med. Chem.* **2020**, *63*, 1002–1031.
- (4) Gillis, E. P.; Eastman, K. J.; Hill, M. D.; Donnelly, D. J.; Meanwell, N. A. Applications of Fluorine in Medicinal Chemistry. *J. Med. Chem.* **2015**, *58*, 8315–8359.
- (5) Zhou, Y.; Wang, J.; Gu, Z.; Wang, S.; Zhu, W.; Aceña, J. L.; Soloshonok, V. A.; Izawa, K.; Liu, H. Next Generation of Fluorine-Containing Pharmaceuticals, Compounds Currently in Phase II–III Clinical Trials of Major Pharmaceutical Companies: New Structural Trends and Therapeutic Areas. *Chem. Rev.* **2016**, *116*, 422–518.
- (6) Johnson, B. M.; Shu, Y.-Z.; Zhuo, X.; Meanwell, N. A. Metabolic and Pharmaceutical Aspects of Fluorinated Compounds. *J. Med. Chem.* **2020**, *63*, 6315–6386.
- (7) Haufe, G.; Leroux, F. R. *Fluorine in Life Sciences: Pharmaceuticals, Medicinal Diagnostics, and Agrochemicals*, Academic Press, London.; 2019.
- (8) Meanwell, N. A. Fluorine and Fluorinated Motifs in the Design and Application of Bioisosteres for Drug Design. *J. Med. Chem.* **2018**, *61*, 5822–5880.
- (9) Zheng, B.; D'Andrea, S. V.; Sun, L.-Q.; Wang, A. X.; Chen, Y.; Hrcnciar, P.; Friborg, J.; Falk, P.; Hernandez, D.; Yu, F.; Sheaffer, A. K.; Knipe, J. O.; Mosure, K.; Rajamani, R.; Good, A. C.; Kish, K.; Tredup, J.; Klei, H. E.; Paruchuri, M.; Ng, A.; Gao, Q.; Rampulla, R. A.; Mathur, A.; Meanwell, N. A.; McPhee, F.; Scola, P. M. Potent Inhibitors of Hepatitis C Virus NS3 Protease: Employment of a Difluoromethyl Group as a Hydrogen-Bond Donor. *ACS Med. Chem. Lett.* **2018**, *9*, 143–148.
- (10) Zafrani, Y.; Yeffet, D.; Sod-Moriah, G.; Berliner, A.; Amir, D.; Marciano, D.; Gershonov, E.; Saphier, S. Difluoromethyl Bioisostere: Examining the “Lipophilic Hydrogen Bond Donor” Concept. *J. Med. Chem.* **2017**, *60*, 797–804.
- (11) Zafrani, Y.; Saphier, S.; Gershonov, E. Utilizing the CF₂H Moiety as a H-Bond-Donating Group in Drug Discovery. *Future Med. Chem.* **2020**, *12*, 361–365.
- (12) Erickson, J. A.; McLoughlin, J. I. Hydrogen Bond Donor Properties of the Difluoromethyl Group. *J. Org. Chem.* **1995**, *60*, 1626–1631.
- (13) Sessler, C. D.; Rahm, M.; Becker, S.; Goldberg, J. M.; Wang, F.; Lippard, S. J. CF₂H, a Hydrogen Bond Donor. *J. Am. Chem. Soc.* **2017**, *139*, 9325–9332.
- (14) Shanahan, J. P.; Mullis, D. M.; Zeller, M.; Szymczak, N. K. Reductively Stable Hydrogen-Bonding Ligands Featuring Appended CF₂-H Units. *J. Am. Chem. Soc.* **2020**, *142*, 8809–8817.
- (15) Levi, N.; Amir, D.; Gershonov, E.; Zafrani, Y. Recent Progress on the Synthesis of CF₂H-Containing Derivatives. *Synthesis* **2019**, *51*, 4549–4567.
- (16) Yerien, D. E.; Barata-Vallejo, S.; Postigo, A. Difluoromethylation Reactions of Organic Compounds. *Chem. Eur. J.* **2017**, *23*, 14676–14701.
- (17) Markovskij, L. N.; Pashinnik, V. E.; Kirsanov, A. V. Application of Dialkylaminosulfur Trifluorides in the Synthesis of Fluoroorganic Compounds. *Synthesis* **1973**, *1973*, 787–789.
- (18) Guan, A.-Y.; Liu, C.-L.; Sun, X.-F.; Xie, Y.; Wang, M.-A. Discovery of Pyridine-Based Agrochemicals by Using Intermediate Derivatization Methods. *Bioorg. Med. Chem.* **2016**, *24*, 342–353.
- (19) Hungenberg, H.; Fürsch, H.; Rieck, H.; Hellwege, E. Use of Fluopyram for Controlling Nematodes in Crops and for Increasing Yield. US20130253018 (Bayer), September 26, 2013.
- (20) Hirasawa, H.; Tanada, F.; Mutai, Y.; Fushimi, N.; Kobayashi, J.; Kijima, Y. Method for Producing Pyrazole Derivative. JP2018108988 (Kissei Pharmaceutical), July 12, 2018.
- (21) Tverdome, S. N.; Kolanowski, J.; Lork, E.; Röschenhaler, G.-V. An Effective Synthetic Route to Ortho-Difluoromethyl Arylphosphonates: Studies on the Reactivity of Phosphorus- and Fluorine-Containing Functions. *Tetrahedron* **2011**, *67*, 3887–3903.
- (22) Streitwieser, A.; Mares, F. Acidity of Hydrocarbons. XXIX. Kinetic Acidities of Benzal Fluoride and 9-Fluorofluorene. A Pyramidal Benzyl Anion. *J. Am. Chem. Soc.* **1968**, *90*, 2444–2445.
- (23) Chupp, J. P.; Molyneux, J. M. Derivation of Fluorine-Containing Pyridinedicarboxylates. III Regio-Selective Anion Chemistry at the 2- and 4-Position. *J. Heterocycl. Chem.* **1989**, *26*, 1771–1780.
- (24) Geri, J. B.; Wade Wolfe, M. M.; Szymczak, N. K. The Difluoromethyl Group as a Masked Nucleophile: A Lewis Acid/Base Approach. *J. Am. Chem. Soc.* **2018**, *140*, 9404–9408.
- (25) Ruppert, I.; Schlich, K.; Volbach, W. Die ersten CF₃-substituierten organyl(chlor)silane. *Tetrahedron Lett.* **1984**, *25*, 2195–2198.
- (26) Prakash, G. K. S.; Krishnamurti, R.; Olah, G. A. Synthetic Methods and Reactions. 141. Fluoride-Induced Trifluoromethylation of Carbonyl Compounds with Trifluoromethyltrimethylsilane (TMS-CF₃). A Trifluoromethide Equivalent. *J. Am. Chem. Soc.* **1989**, *111*, 393–395.
- (27) Uneyama, K. Functionalized Fluoroalkyl and Alkenyl Silanes: Preparations, Reactions, and Synthetic Applications. *J. Fluorine Chem.* **2008**, *129*, 550–576.
- (28) Hagiwara, T.; Fuchikami, T. Difluoroalkylation of Carbonyl Compounds with (1,1-Difluoroalkyl)Silane Derivatives. *Synlett* **1995**, *1995*, 717–718.
- (29) Kawai, H.; Yuan, Z.; Tokunaga, E.; Shibata, N. A Sterically Demanding Organo-Superbase Avoids Decomposition of a Naked Trifluoromethyl Carbanion Directly Generated from Fluoroform. *Org. Biomol. Chem.* **2013**, *11*, 1446.
- (30) Batisse, C.; Panossian, A.; Hanquet, G.; Leroux, F. R. Access towards Enantiopure α,α -Difluoromethyl Alcohols by Means of Sulfoxides as Traceless Chiral Auxiliaries. *Chem. Commun.* **2018**, *54*, 10423–10426.
- (31) Suzawa, K.; Ueno, M.; Wheatley, A. E. H.; Kondo, Y. Phosphazene Base-Promoted Functionalization of Aryltrimethylsilanes. *Chem. Commun.* **2006**, No. 46, 4850.
- (32) Ueno, M.; Hori, C.; Suzawa, K.; Ebisawa, M.; Kondo, Y. Catalytic Activation of Silylated Nucleophiles Using TBU-P4 as a Base. *Eur. J. Org. Chem.* **2005**, *2005*, 1965–1968.
- (33) Prakash, G. K. S.; Jog, P. V.; Batamack, P. T. D.; Olah, G. A. Taming of Fluoroform: Direct Nucleophilic Trifluoromethylation of Si, B, S, and C Centers. *Science* **2012**, *338*, 1324–1327.
- (34) Krizan, T. D.; Martin, J. C. In Situ Trapping of Ortho Lithiated Benzenes Containing Electrophilic Directing Groups. *J. Am. Chem. Soc.* **1983**, *105*, 6155–6157.
- (35) Mortier, J.; Leroux, F. R. Directed Metalation of Arenes with Organolithiums, Lithium Amides, and Superbases. In *Arene Chemistry: Reaction Mechanisms and Methods for Aromatic Compounds*; John Wiley & Sons, Inc, 2015; p 754.
- (36) Stille, J. K. The Palladium-Catalyzed Cross-Coupling Reactions of Organotin Reagents with Organic Electrophiles. *Angew. Chem. Int. Ed.* **1986**, *25*, 508–524.
- (37) Komoda, K.; Shimokawa, A.; Amii, H. Solvent-Promoted Catalyst-Free Nucleophilic Fluoroalkylation of Aldehydes. *ChemistrySelect* **2019**, *4*, 2374–2378.

