



HAL
open science

Thermophone or the future of ultrasound transducers: Modelling of thermoacoustics generation in porous materials

Pierre Guiraud, Stefano Giordano, Olivier Bou Matar, Philippe Pernod,
Raphael Lardat, Zhi Lin Ngoh, Dunlin Tan, Edwin Hang Tong Teo, Philippe
Coquet

► To cite this version:

Pierre Guiraud, Stefano Giordano, Olivier Bou Matar, Philippe Pernod, Raphael Lardat, et al.. Thermophone or the future of ultrasound transducers: Modelling of thermoacoustics generation in porous materials. 3rd IEEE Sensors France International Workshop 2020, Nov 2020, Lille, France. hal-02974289

HAL Id: hal-02974289

<https://hal.science/hal-02974289>

Submitted on 21 Oct 2020

HAL is a multi-disciplinary open access archive for the deposit and dissemination of scientific research documents, whether they are published or not. The documents may come from teaching and research institutions in France or abroad, or from public or private research centers.

L'archive ouverte pluridisciplinaire **HAL**, est destinée au dépôt et à la diffusion de documents scientifiques de niveau recherche, publiés ou non, émanant des établissements d'enseignement et de recherche français ou étrangers, des laboratoires publics ou privés.



Thermophone or the future of ultrasound transducers: Modelling of thermoacoustics generation in porous materials

Pierre Guiraud¹, Stefano Giordano¹, Olivier Bou-Matar¹, Philippe Pernod¹, Raphael Lardat², Zhi Lin Ngoh³, Dunlin Tan³, Edwin Hang Tong Teo³, Philippe Coquet³

¹Univ.Lille, CNRS, CentraleLille, ISEN, Univ. Valenciennes, LIA LICS/LEMAC, UMR8520- IEMN- Institute of Electronics, Microelectronics and Nanotechnology, F-59000Lille, France

²Thales Underwater System France, Sophia Antipolis, 525 Route des Dolines, F-06560, Valbonne, France


³UMI 3288 CINTRA CNRS-NTU-THALES, Nanyang Technological University, Research Techno Plaza, 50 Nanyang Drive, 637553, Singapore

Electroacoustic transducers along with piezoelectric devices are the most widely used methods for acoustic sound generation in gas and liquids. A mechanical movement of a membrane induces fluid vibration thus creating an acoustic wave. The thermoacoustic process on the other hand uses fast paces temperature variations in a sample to excite the fluid (generally air). The rapidly changing temperature generate a compression expansion of the air and thus creates an acoustical wave. Such materials are called thermophones. They were discovered in the same time period as traditional electroacoustic transducers but their limited efficiency coupled with the technological limits of fabrication prevented scientific craze at the time. In 1999 a new thermophone was presented with a significant improvement compared to the samples used a century prior. This article coupled with the newly found ease of access to complex fabrication process of nanomaterials rekindle the interest in thermoacoustic for audio purposes. In this work a thorough literature review is presented and a novel multilayer model for thermoacoustic sound generation is derived. This model was solved for plane wave, cylindrical wave and spherical wave generation. Another model based on a two temperatures hypothesis for plane wave generation is also solved to represent more accurately the generation of thick porous thermophones. An extensive analysis of those models allowed for a detailed understanding of the thermoacoustic sound generation: its strengths, weaknesses and differences with traditional speakers. Lastly, experimental investigations of porous carbon foams in partnership with CINTRA Singapore are presented. Validation of the models and insights about the handling of such flexible and lightweighted but fragile samples are presented as well at their potential applications for scientific or commercial purposes as broad band sensors.

AIMAN-FILMS

Thermophone or the future of ultrasound transducers

Modelling of thermoacoustics generation in porous materials



Pierre Guiraud, Stefano Giordano, Olivier Bou-Matar, Philippe Pernod, Raphael Lardat
Zhi Lin Ngho, Dunlin Tan, Edwin Hang Tong Teo, Philippe Coquet

Thermoacoustics and Thermophones

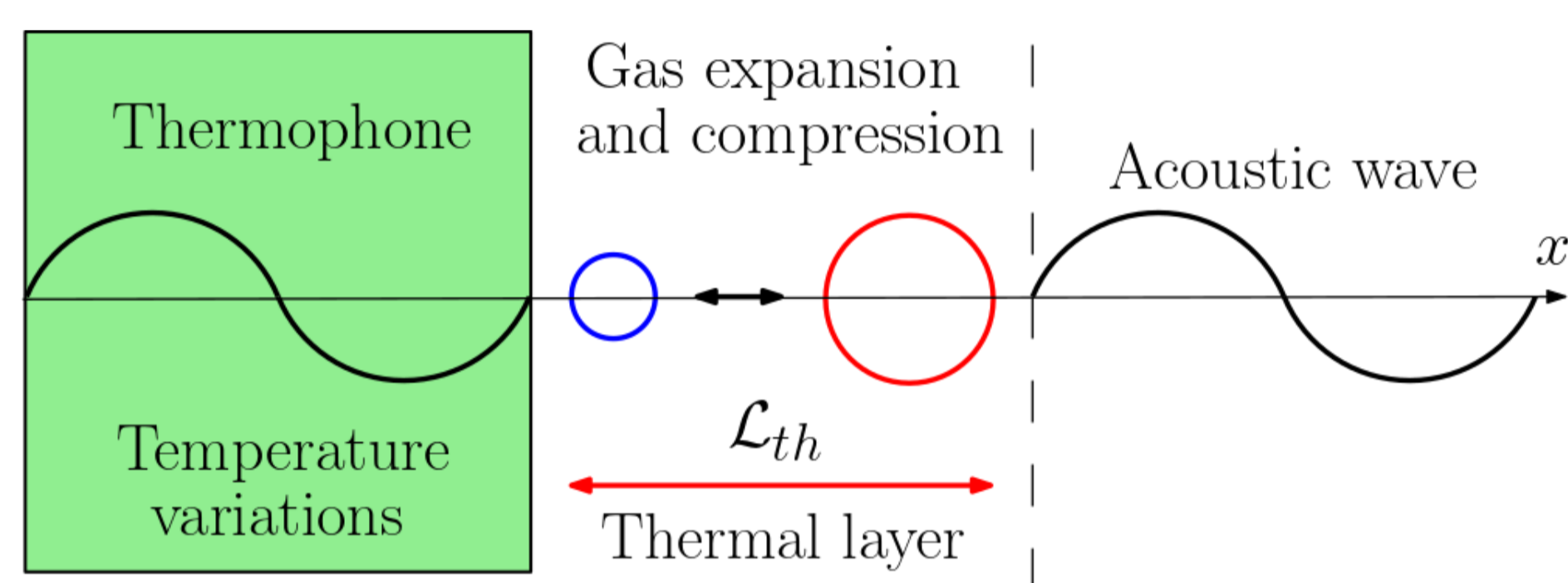
Thermoacoustic principle

Thermoacoustics

The thermoacoustic process uses fast paces temperature variations in a sample to excite the fluid (generally air). The rapidly changing temperature generate a compression expansion of the air and thus creates an acoustical wave. An electrical current or a laser can be used to generate such temperature variations.

Thermophones

Materials displaying thermoacoustics capabilities posses a low thermal capacity and a high thermal conductivity and are called thermophones. Since no resonating part are involved in the process the generation is wideband



Schematic representation of the thermophone sound generation

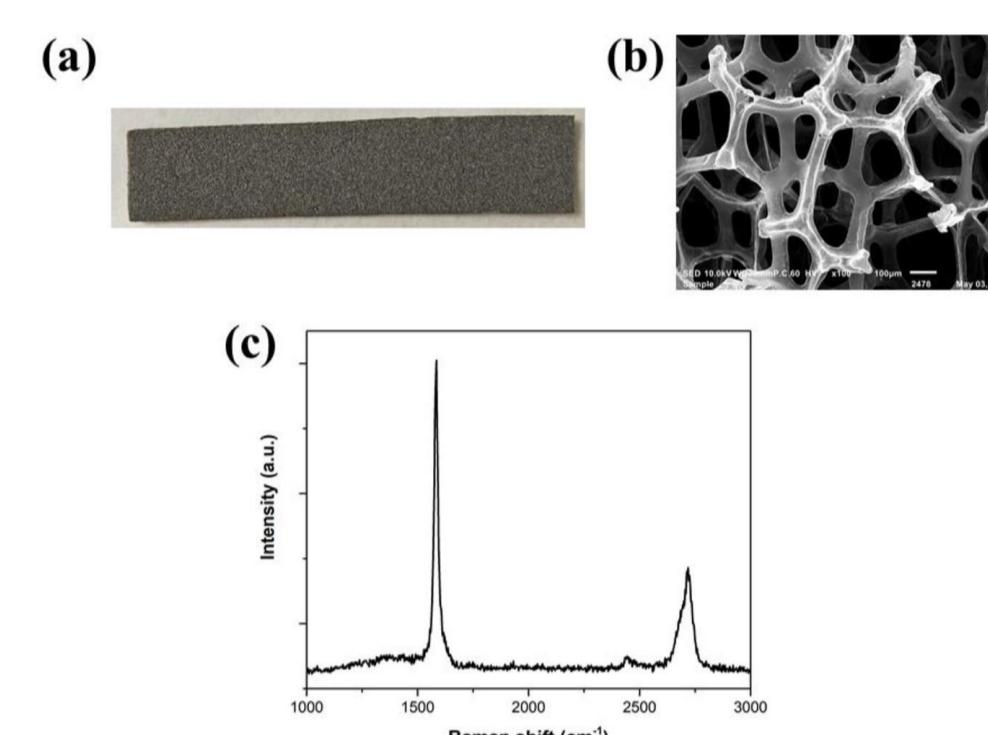
3D-C Fabrication and Acoustic Experiments

In Partnership with CINTRA Singapore and Thales

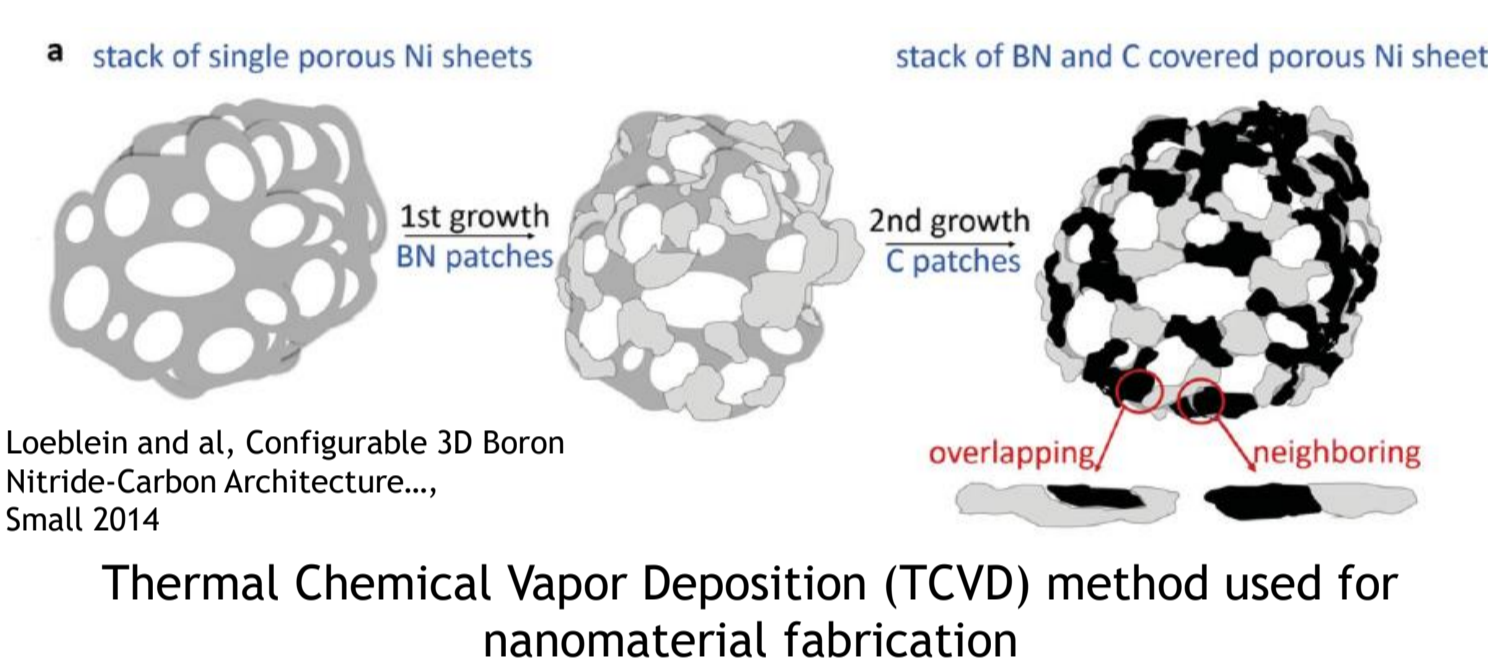
Sample Fabrication in CINTRA

Carbon based foam (3D-C)

- Fabricated using TCVD
- Pristine Carbon quality
- High Specific Surface Area
- Lightweight
- Flexible Geometry
- Low Production Costs



Chemical characterization of 3D-C. (a) Visual image of 3D-C; (b) SEM micrograph of 3D-C; (c) Raman spectrum of 3D-C.



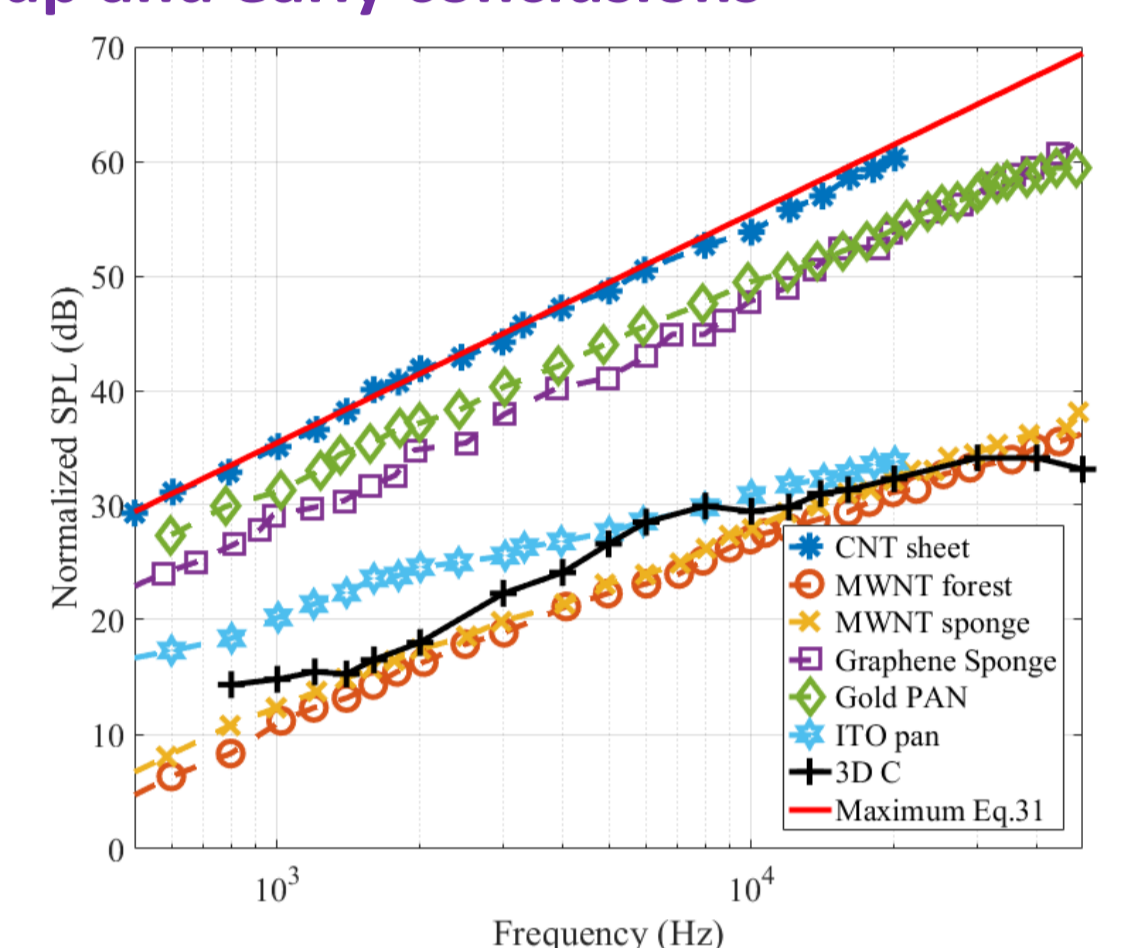
Loeblein et al., Configurable 3D Boron Nitride-Carbon Architecture... Small 2014

Thermal Chemical Vapor Deposition (TCVD) method used for nanomaterial fabrication

Acoustic Experiments

Experimental set up and early conclusions

- Airborne and Underwater Acoustic Measurements
- Power driven sound generation
- Non Linear sound generation process
- Measured spectrum from 100Hz to 1MHz (using laser interferometry)
- Low and constant Impedance up to MHz
- Rapid Thermal Cooling due to the porous structure
- Comparable results with the literature (spectrums normalised for 1W at 1m)



Comparison of 3D-C with other thermophones from the literature.



Visual image of 3D-C mounted in set-up.

THEORETICAL MODELS AND ANALYSIS

Equations and Models based on the Conservation Equations

One temperature model for continuous media (1T)

Two temperatures model for porous media (2T)

Temperature Variation, Particle Velocity, Pressure and Heat Flux.

In 1T the parameters are continuous in every media

$$T = Ae^{-ik_{ac}x} + Be^{+ik_{ac}x} + Ce^{-\theta_{th}x} + De^{+\theta_{th}x}$$

$$\vec{p}(T), v(T), q(T)$$

In 2T the solid has its own parameters added to the ones from 1T

$$T_s = Ee^{-\theta_{solid}x} + Fe^{+\theta_{solid}x} + T_{s,0}$$

$$q_s(T_s)$$

Boundary Conditions

Parameter continuity between layers/media

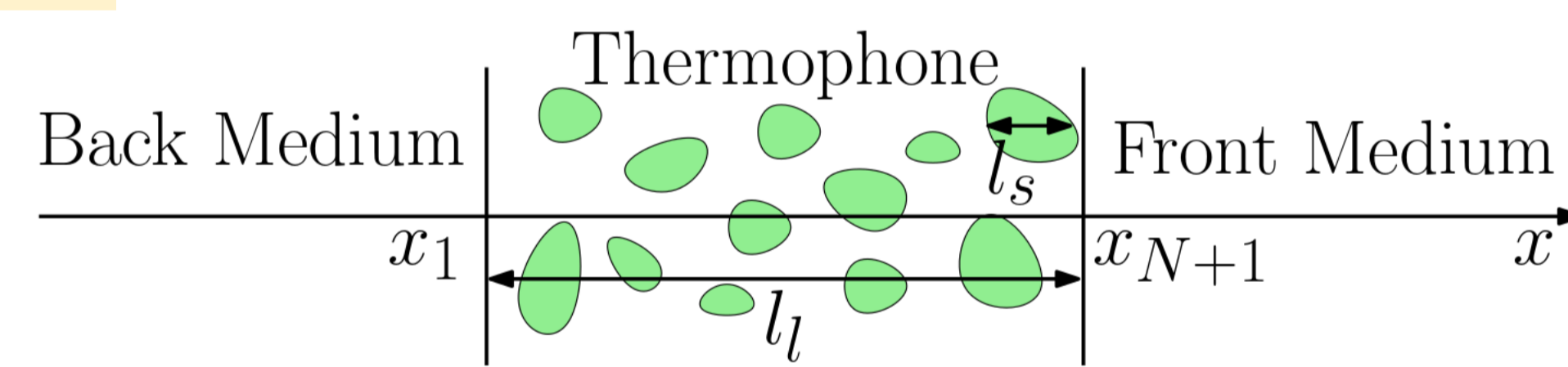
No reflection conditions:
- Semi Infinite Back Medium
- Semi Infinite Front Medium

In 2T the g parameter describes the fluid/solid coupling at the interface

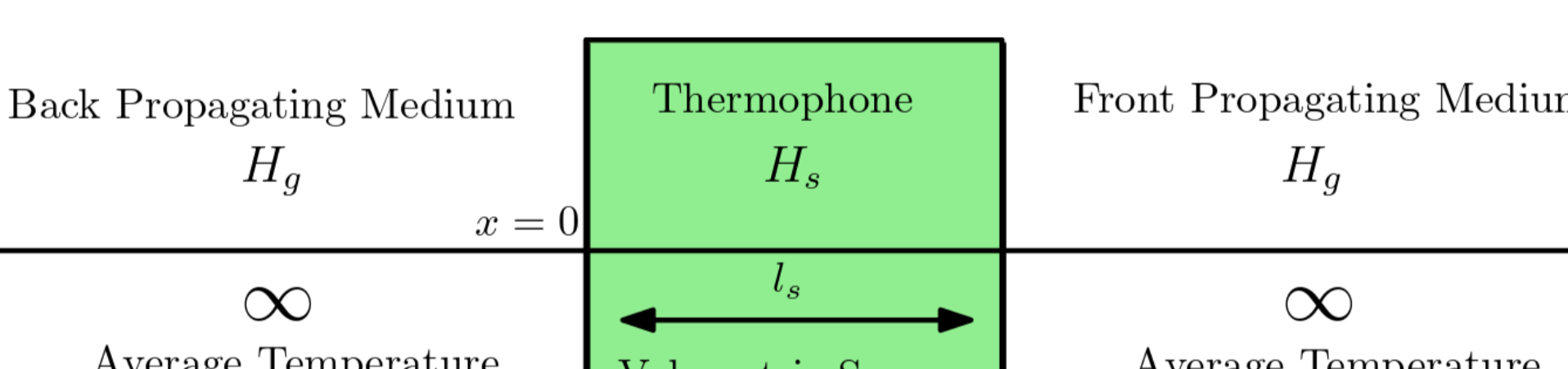
$$T_s^+ = T_s^-$$

$$q_s^+ = q_s^- - g(T_s - T)$$

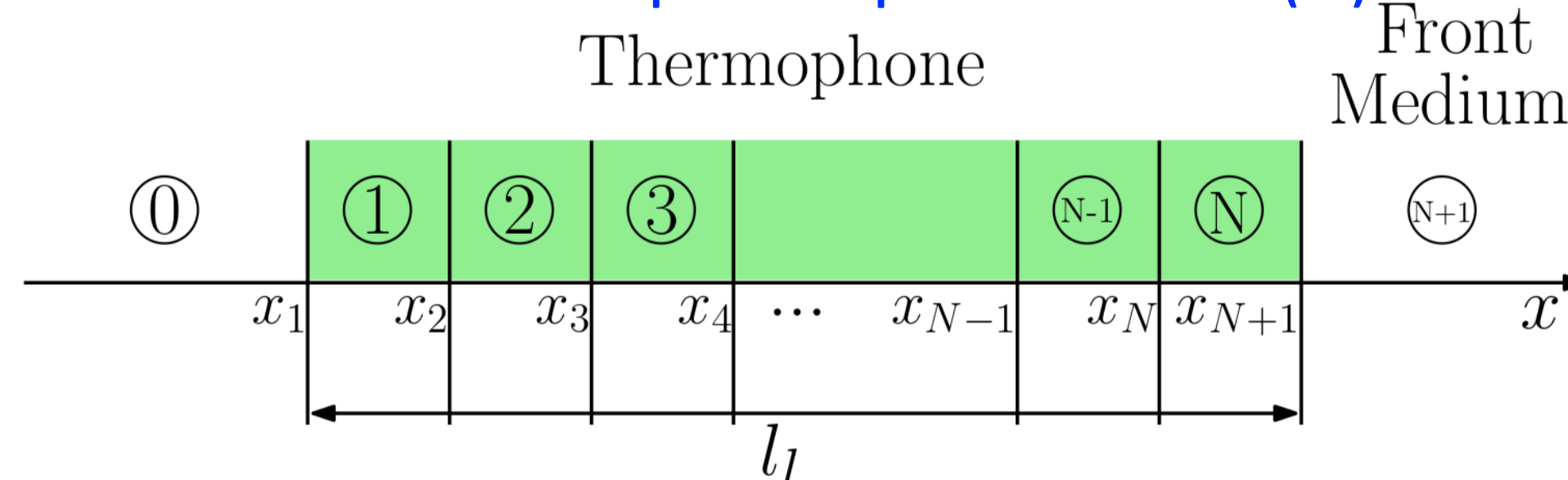
Real porous thermophone



Continuous thermophone estimation (1T)

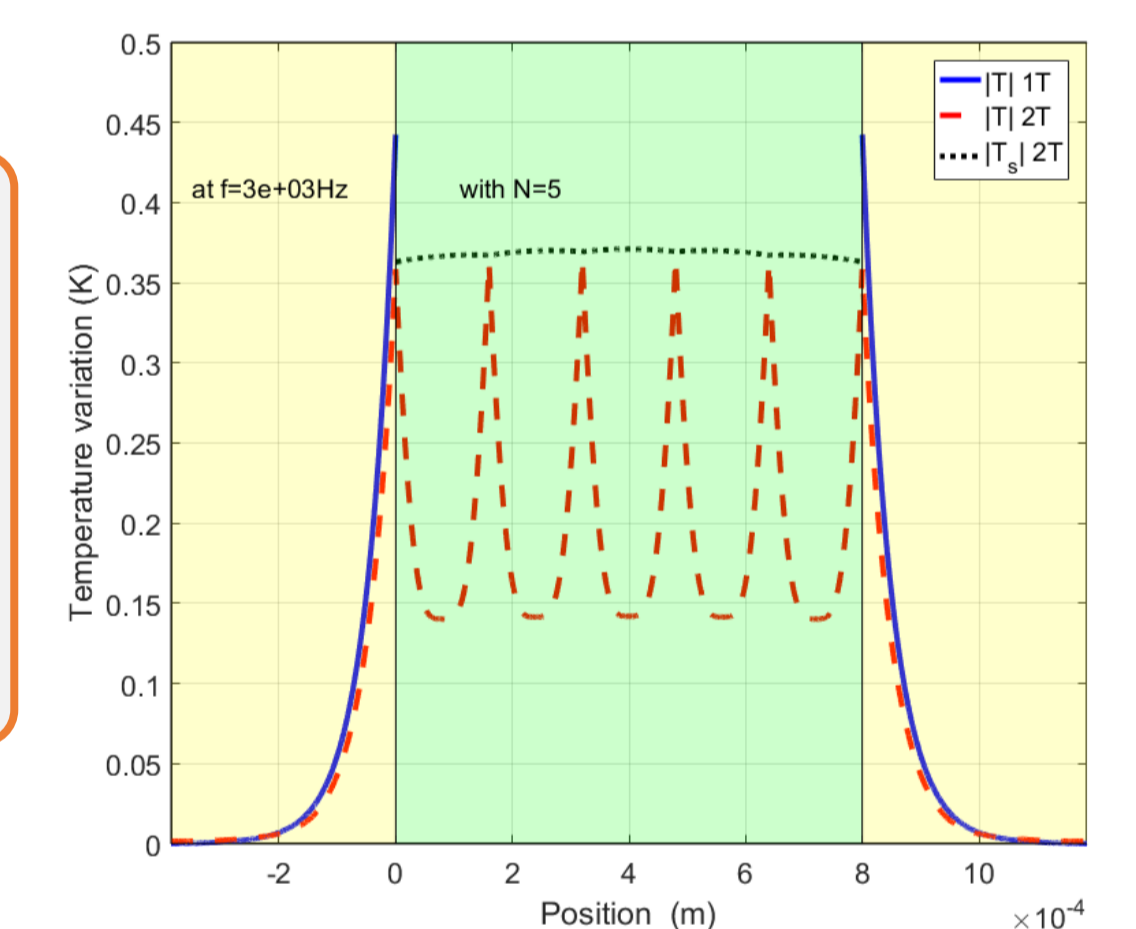


Two media thermophone for porous estimation (2T)

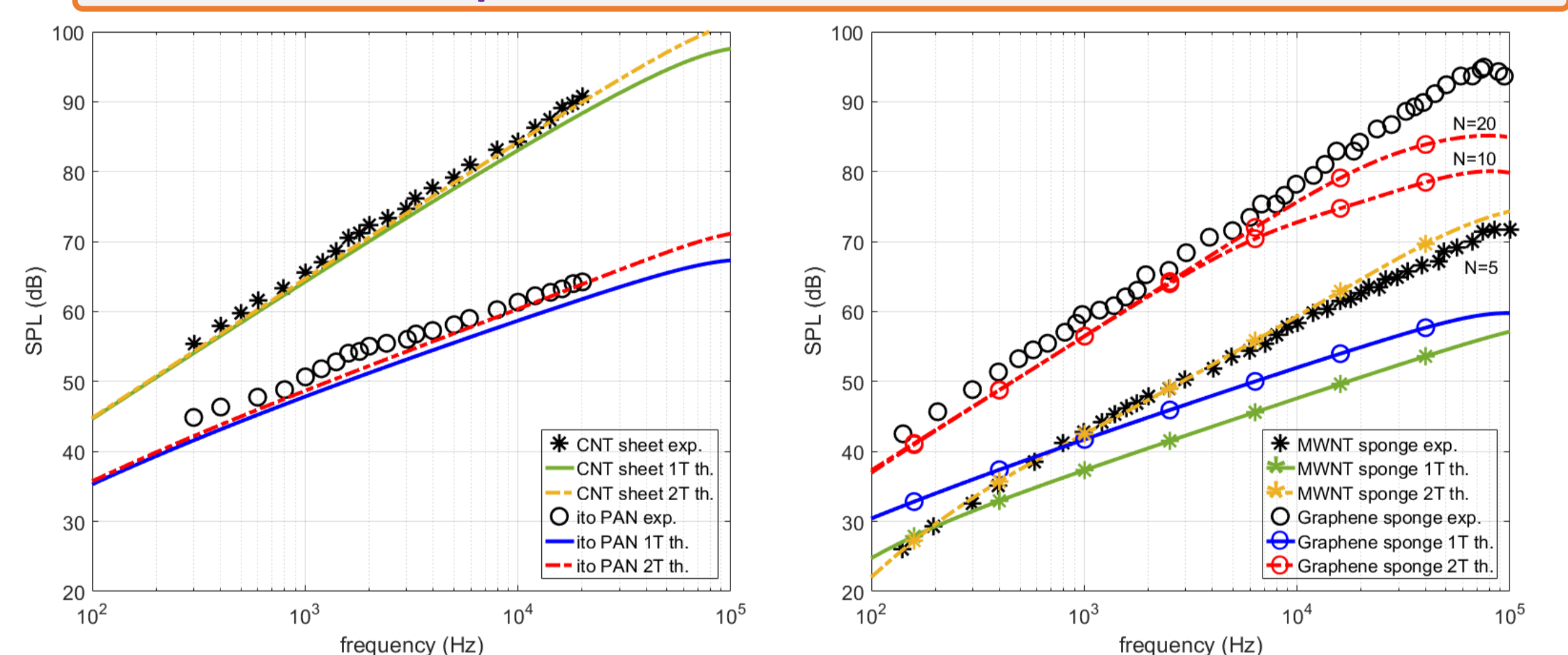


Spatial and Frequency analysis

Spatial representation of the temperature variation and the thermal generating layer using 1T and 2T models

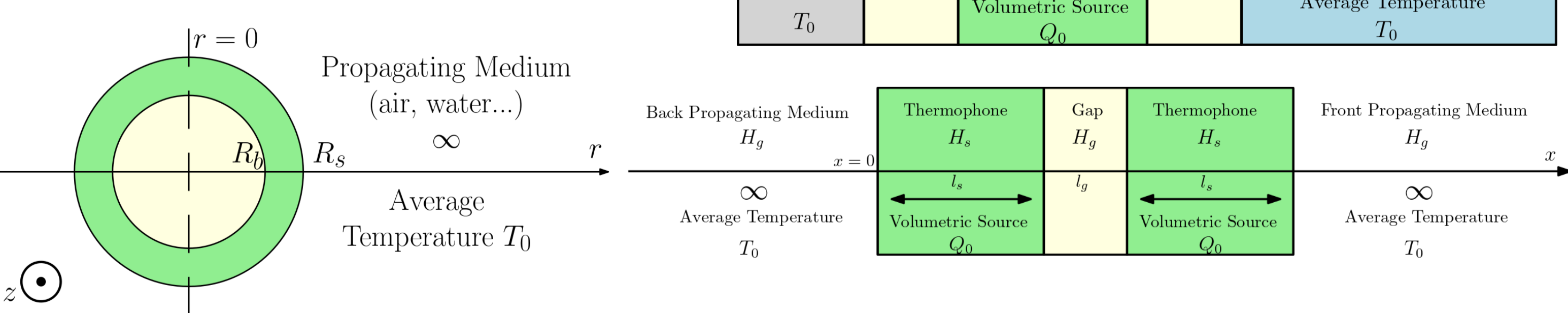


Comparison of 1T and 2T models for thin (left) and thick (right) thermophones measurement from the literature



Complex Design Analysis Example

The 1T model can be used in various situations like underwater (blue medium) or for cylindrical/spherical wave generation



Conclusion and Perspectives

- Flexible design
- Solved for plane, cylindrical and spherical waves generation
- Novel use of 2T for thermoacoustics
- More accurate representation of thick, porous materials
- Consider wave propagation in solid media
- Consider viscosity of all media



Exchange in CINTRA Singapore in January 2020. From left to Right, Ms. Tan Dunlin, Ms. Ngho Zhi Lin, Mr. Guiraud Pierre and Mr. Coquet Philippe.

Thermophones are promising high frequency transducers. Their flexible geometry could help create novel acoustical patterns. Otherwise thermoacoustics is also of use in non-destructive testing as medical sensors requiring broadband sensing for instance.