



HAL
open science

Enhanced Turbo Codes for NR: Performance Evaluation

Charbel Abdel Nour

► **To cite this version:**

Charbel Abdel Nour. Enhanced Turbo Codes for NR: Performance Evaluation: R1-167414. [Technical Report] 3GPP TSG-RAN WG1 Meeting #86. 2016. hal-02974064

HAL Id: hal-02974064

<https://hal.science/hal-02974064>

Submitted on 21 Oct 2020

HAL is a multi-disciplinary open access archive for the deposit and dissemination of scientific research documents, whether they are published or not. The documents may come from teaching and research institutions in France or abroad, or from public or private research centers.

L'archive ouverte pluridisciplinaire **HAL**, est destinée au dépôt et à la diffusion de documents scientifiques de niveau recherche, publiés ou non, émanant des établissements d'enseignement et de recherche français ou étrangers, des laboratoires publics ou privés.

Agenda item: 8.1.4.1

Source: Orange and Institut Mines-Telecom

Title: Enhanced Turbo Codes for NR: Performance Evaluation

Document for: Discussion

1 Introduction

This document describes the error rate performance of the enhanced Turbo Coding scheme proposed in R1-164635 at RAN1#85 meeting and detailed in R1-167413.

The simulation conditions of the decoding process are the following:

- Max-Log-MAP decoding [1-2] of codes C1 and C2 with application of scaling factors to extrinsics: 0.6 for the first decoding iteration, 1.0 for the last decoding iteration, 0.7 for the other iterations;
- Floating-point representation of the LLR (Log-Likelihood Ratio) values;
- 8 decoding iterations (1 iteration = decoding of code C1 + decoding of code C2);
- AWGN transmission channel;
- QPSK or 64-QAM modulation, depending on the figure;
- The lowest points in the curves were obtained with at least 50 erroneous blocks.

2 Performance results in Gaussian channel: optimized Turbo Code for $K = 6000$

The performance results presented in section 2 were obtained using the puncturing patterns and the interleaving parameters described in sections 7.1.1 and 7.1.2 of document R1-167413.

2.1 QPSK modulation

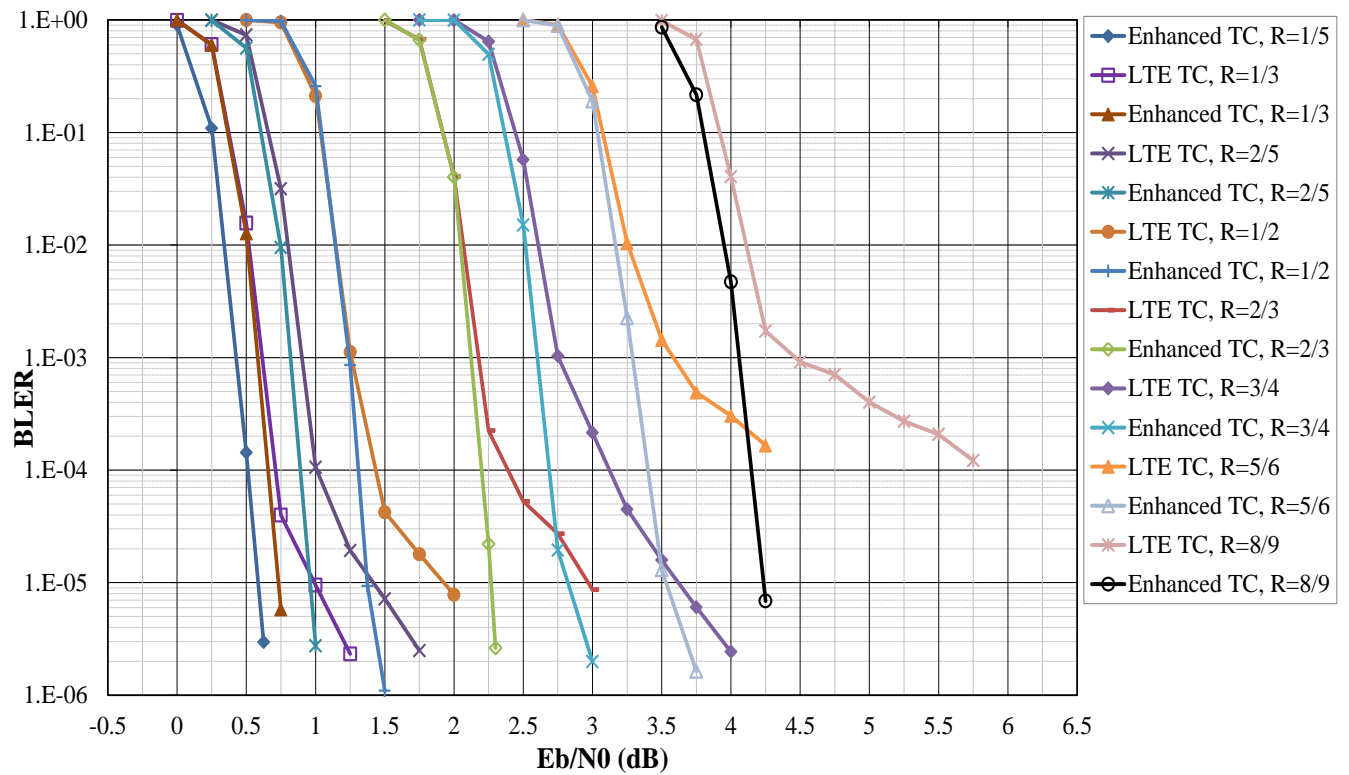
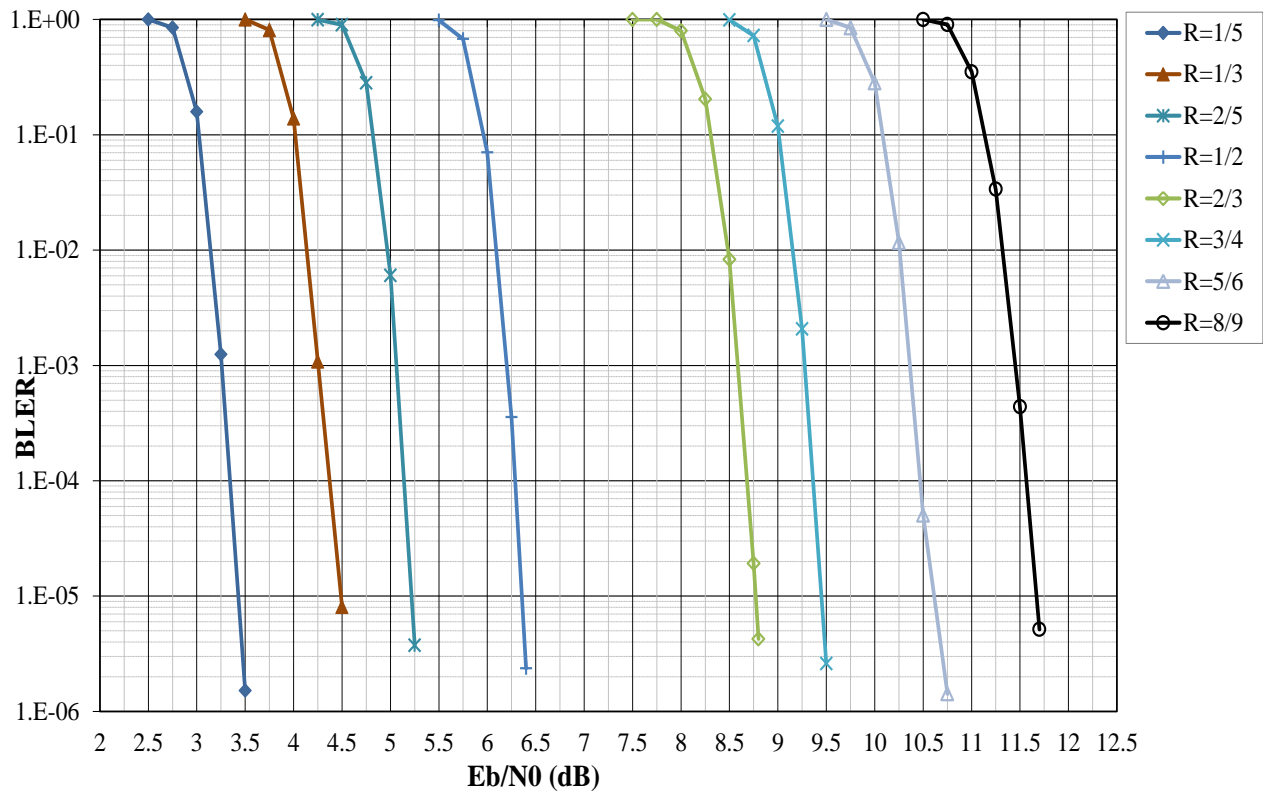


Figure 1: Performance comparison of the improved turbo code with the LTE turbo code in AWGN channel in terms of Block Error Rate vs Eb/N0.

QPSK modulation, block size $K = 6000$ bits ($K = 6016$ bits for LTE TC), 8 decoding iterations of the Max-Log-MAP algorithm, tail-biting termination.

2.2 64-QAM modulation



**Figure 2: Performance evaluation of the improved turbo code in AWGN channel in terms of Block Error Rate vs E_b/N_0 .
64QAM modulation, block size $K = 6000$ bits,
8 decoding iterations of the Max-Log-MAP algorithm, tail-biting termination.**

2.3 Effect of tail-biting termination on the performance

The following diagram shows the effect of tail-biting termination of the component code trellises on the performance of the enhanced Turbo Code for two coding rates $R = 1/3$ and $R = 8/9$.

Tail-biting termination improves the error floor performance at low coding rates.

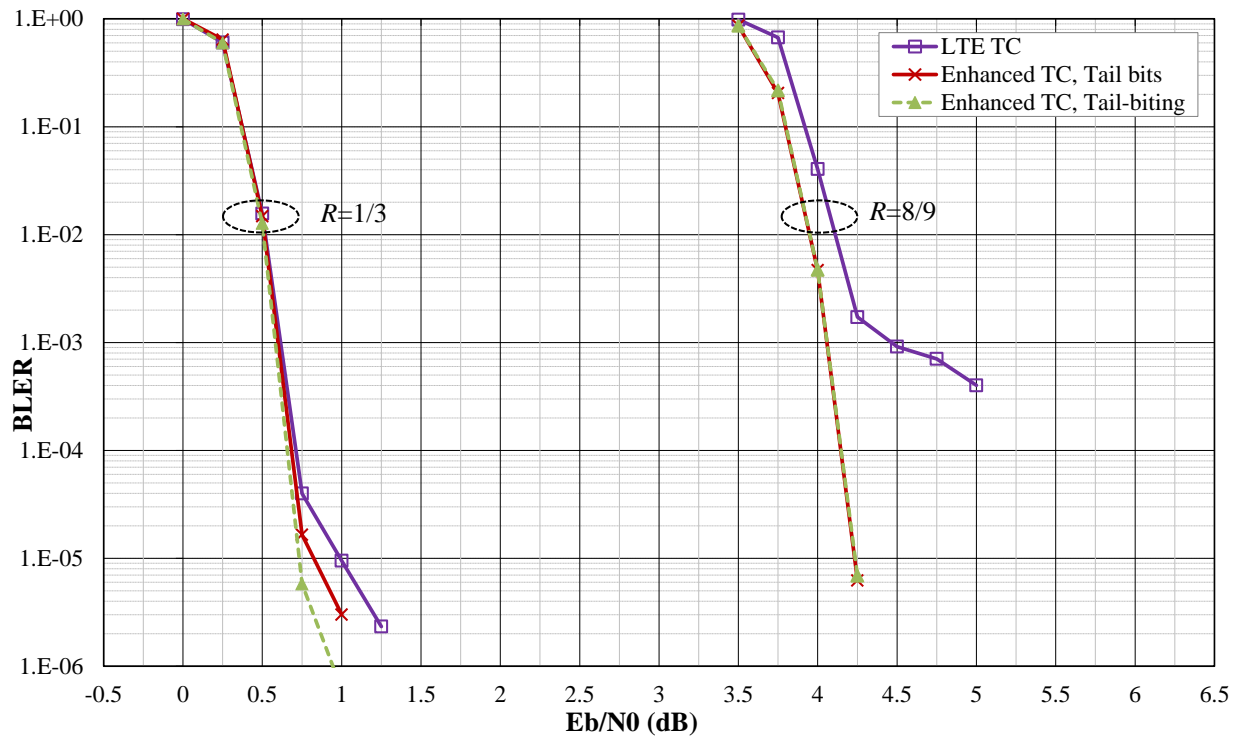


Figure 3: Performance comparison of the improved turbo code (when using tail bits or tail-biting termination) with the LTE turbo code in AWGN channel for coding rates 1/3 and 8/9 in terms of Block Error Rate vs Eb/N0.

**QPSK modulation, block size $K = 6000$ bits ($K = 6016$ bits for LTE TC),
8 decoding iterations of the Max-Log-MAP algorithm.**

3 Performance results in Gaussian channel: optimized Turbo Code for $K = 8000$

The performance results presented in section 3 were obtained using the puncturing patterns and the interleaving parameters described in sections 7.1.1 and 7.1.3 of document R1-167413.

3.1 QPSK Modulation

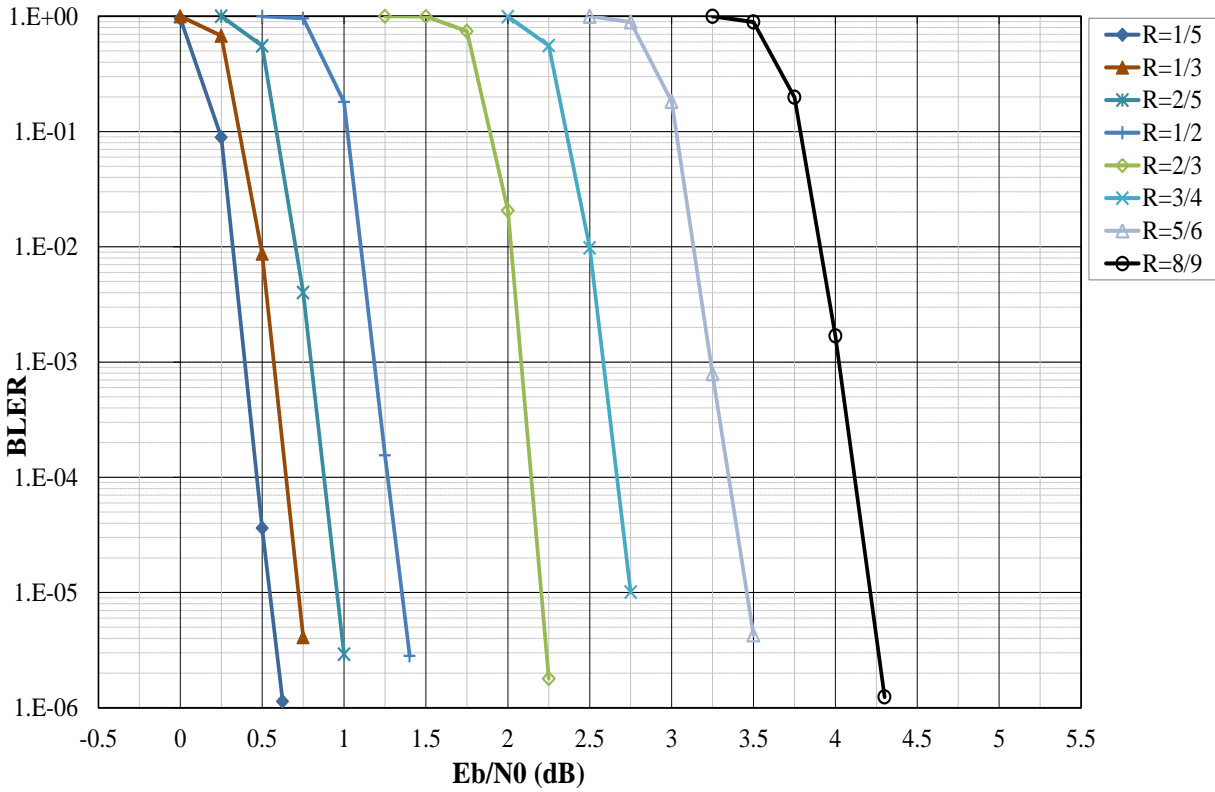


Figure 4: Performance evaluation of the improved turbo code in AWGN channel in terms of Block Error Rate vs E_b/N_0 .

QPSK modulation, block size $K = 8000$ bits ($K = 8004$ bits for $R = 3/4$), 8 decoding iterations of the Max-log-MAP algorithm, tail-biting termination.

3.2 64-QAM modulation

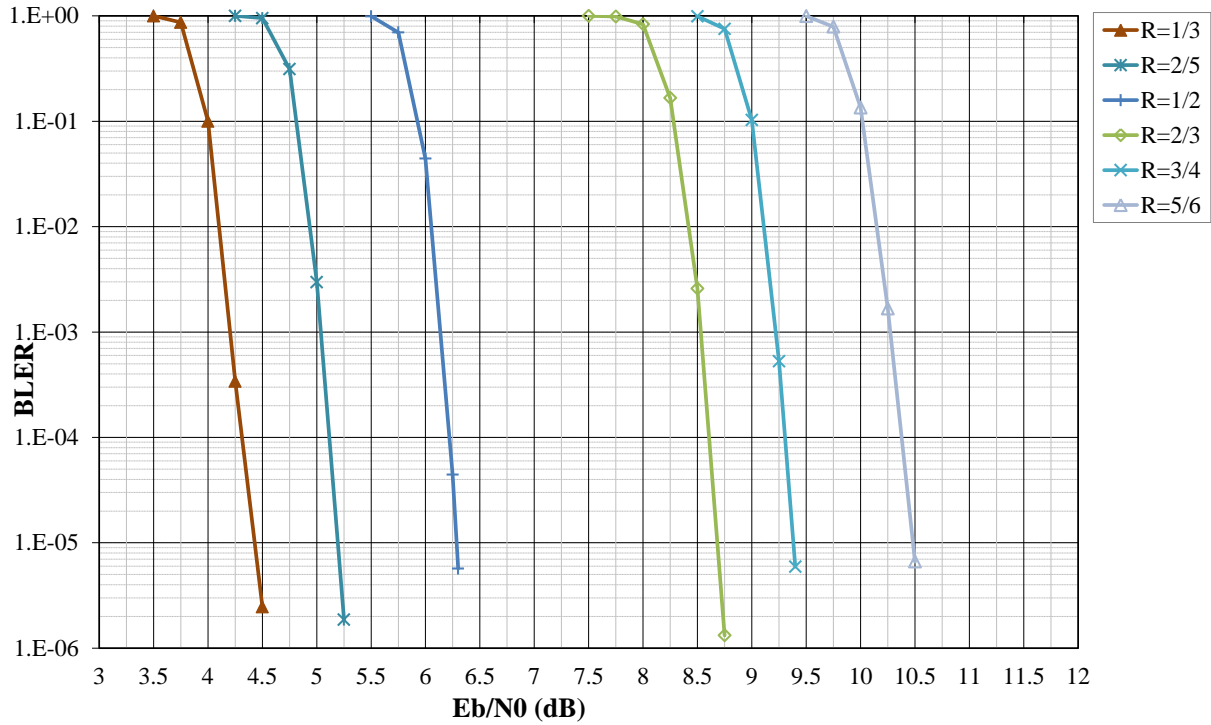


Figure 5: Performance evaluation of the improved turbo code in AWGN channel in terms of Block Error Rate vs E_b/N_0 .

64QAM modulation, block size $K = 8000$ bits ($K = 8004$ bits for $R = 3/4$), 8 decoding iterations of the Max-Log-MAP algorithm, tail-biting termination.

4 Performance results in Gaussian channel: rate-compatible Turbo Code for $K = 96$

The performance results presented in this section were obtained using the puncturing patterns and the interleaving parameters described in sections 7.2.1 and 7.2.3 of document R1-167413.

The simulations were run in AWGN channel using a QPSK modulation.

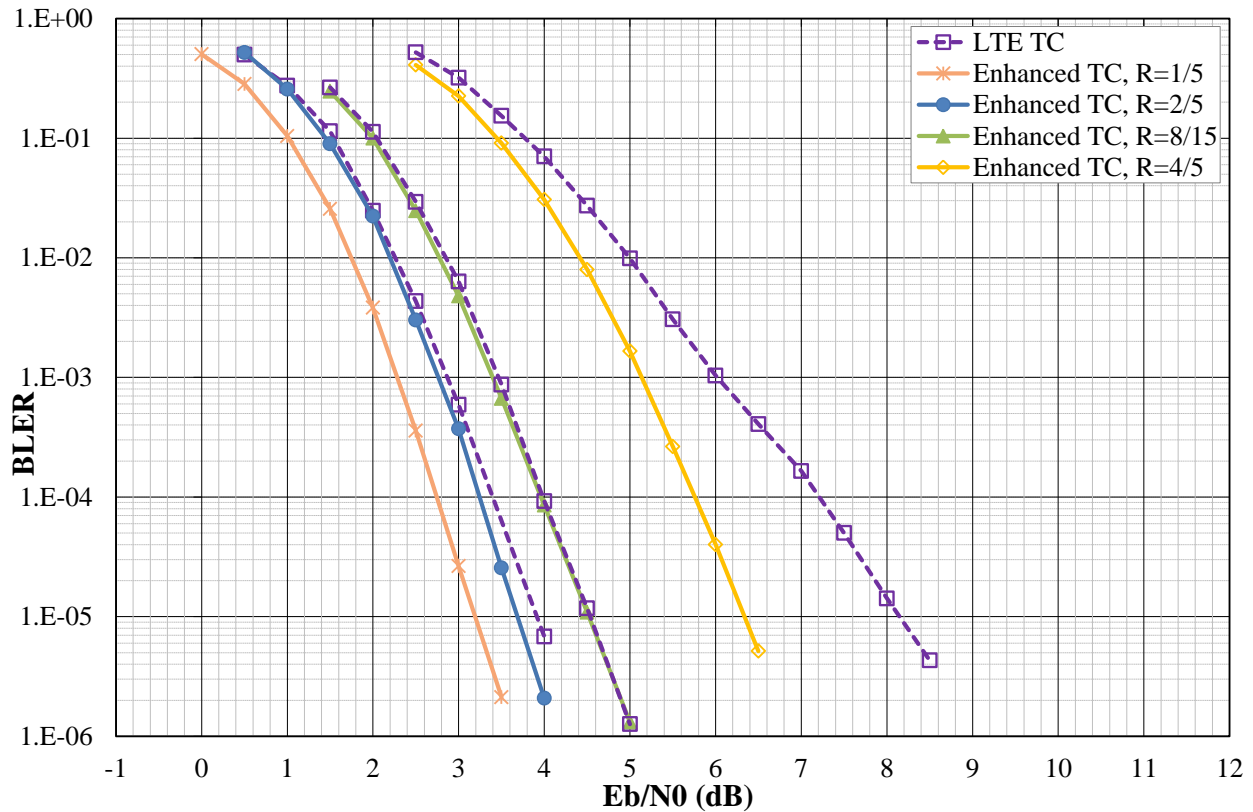


Figure 6: Performance comparison of the improved turbo code with the LTE turbo code in AWGN channel for coding rates 1/5, 2/5, 8/15, and 4/5 in terms of Block Error Rate vs Eb/N0.

**QPSK modulation, block size $K = 96$ bits,
8 decoding iterations of the Max-Log-MAP algorithm, tail-biting termination.**

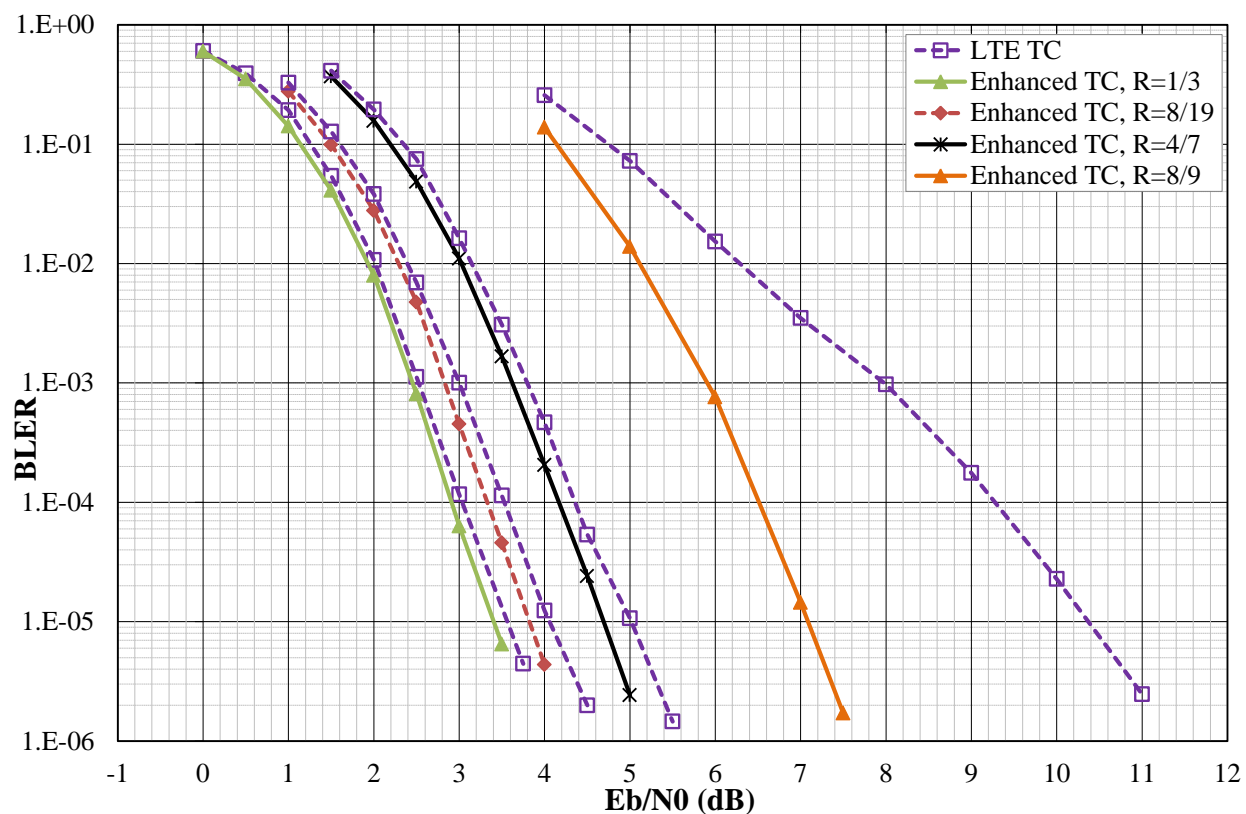


Figure 7: Performance comparison of the improved turbo code with the LTE turbo code in AWGN channel for coding rates 1/3, 8/19, 4/7, and 8/9 in terms of BLock Error Rate vs Eb/N0.

**QPSK modulation, block size $K = 96$ bits,
8 decoding iterations of the Max-Log-MAP algorithm, tail-biting termination.**

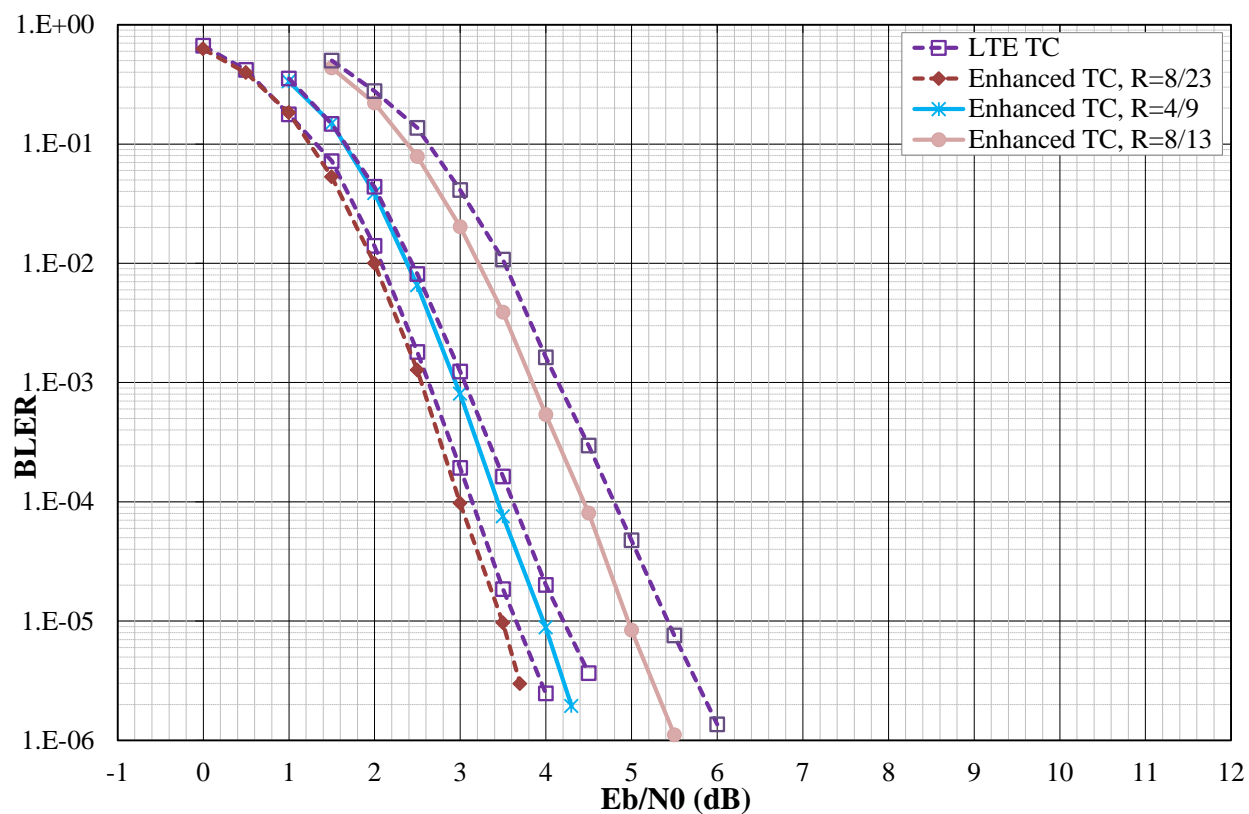


Figure 8: Performance comparison of the improved turbo code with the LTE turbo code in AWGN channel for coding rates 8/23, 4/9, and 8/13 in terms of Block Error Rate vs E_b/N_0 . QPSK modulation, block size $K = 96$ bits, 8 decoding iterations of the Max-Log-MAP algorithm, tail-biting termination.

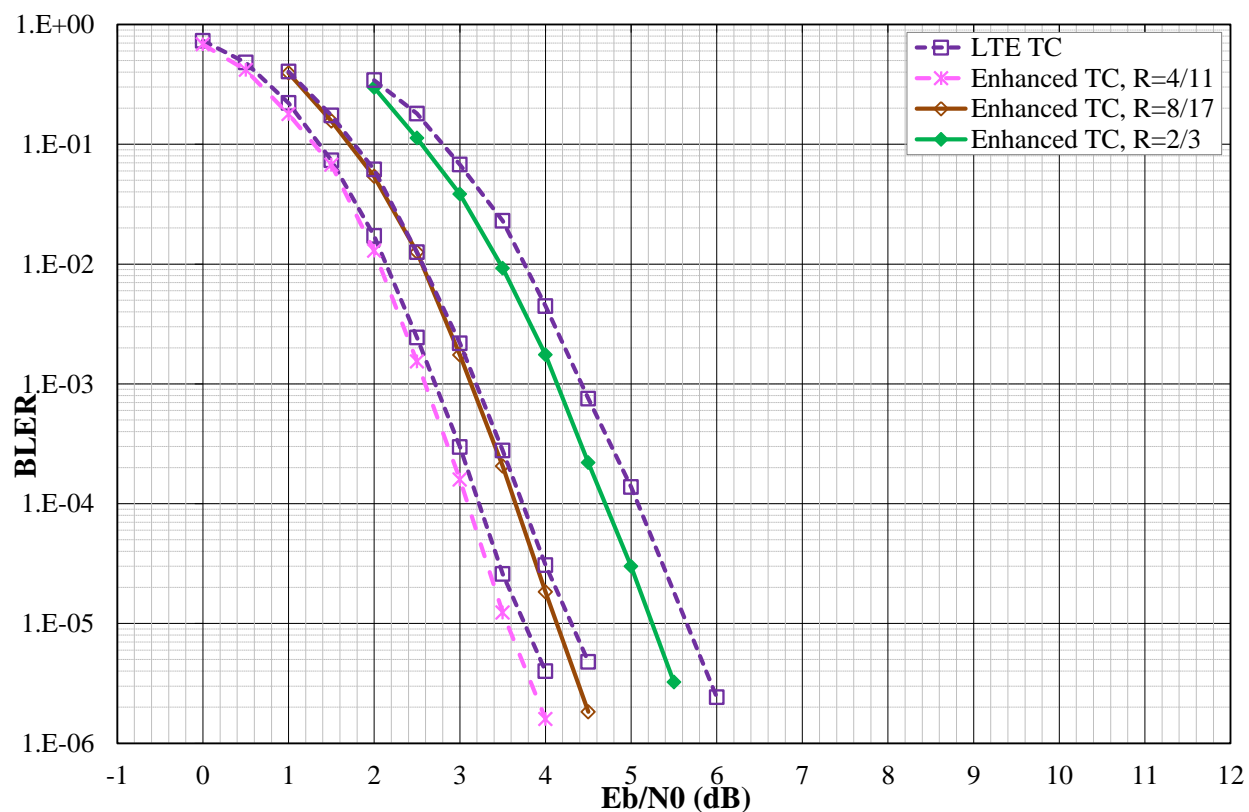


Figure 9: Performance comparison of the improved turbo code with the LTE turbo code in AWGN channel for coding rates 4/11, 8/17, and 2/3 in terms of Block Error Rate vs E_b/N_0 . QPSK modulation, block size $K = 96$ bits, 8 decoding iterations of the Max-Log-MAP algorithm, tail-biting termination.

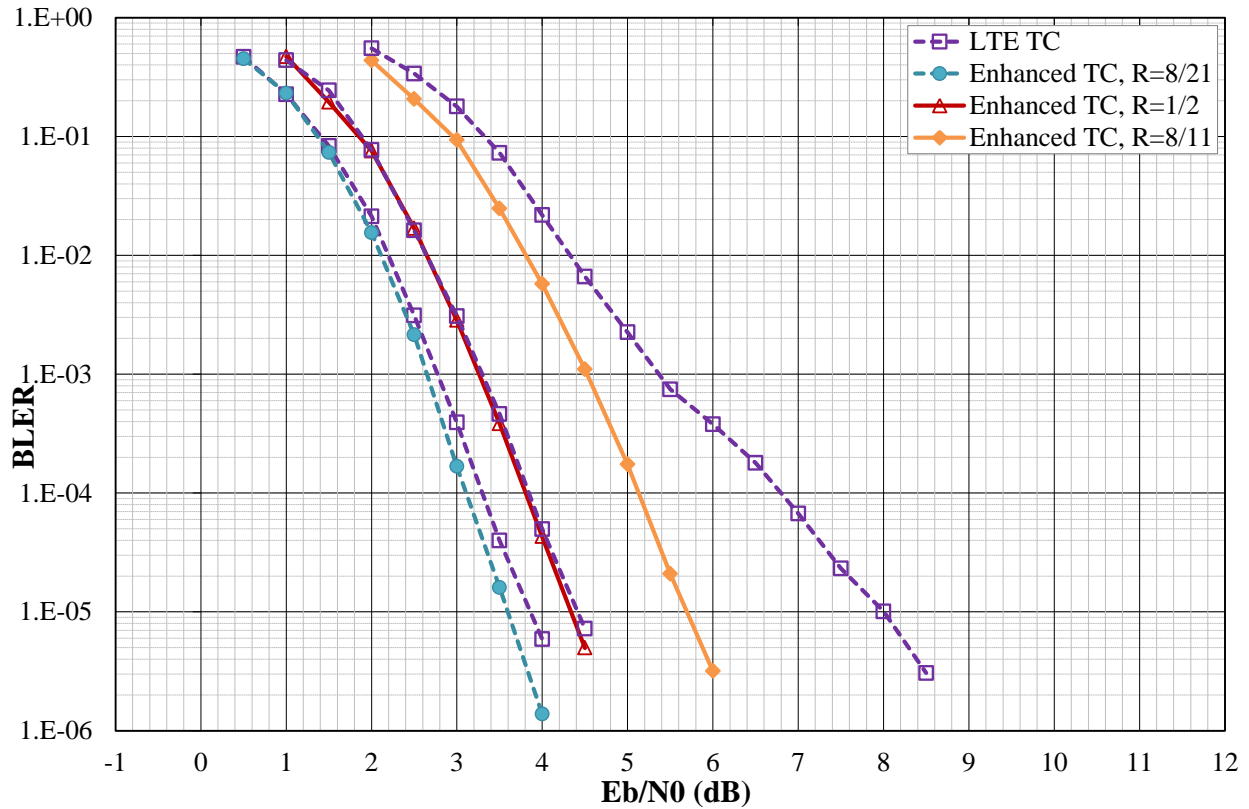


Figure 10: Performance comparison of the improved turbo code with the LTE turbo code in AWGN channel for coding rates 8/21, 1/2, and 8/11 in terms of Block Error Rate vs E_b/N_0 . QPSK modulation, block size $K = 96$ bits, 8 decoding iterations of the Max-Log-MAP algorithm, tail-biting termination.

5 Performance results in Gaussian channel: rate-compatible Turbo Code for $K = 4000$

The performance results presented in this section were obtained using the puncturing patterns and the interleaving parameters described in sections 7.2.2 and 7.2.4 of document R1-167413.

The simulations were run in AWGN channel using QPSK modulation.

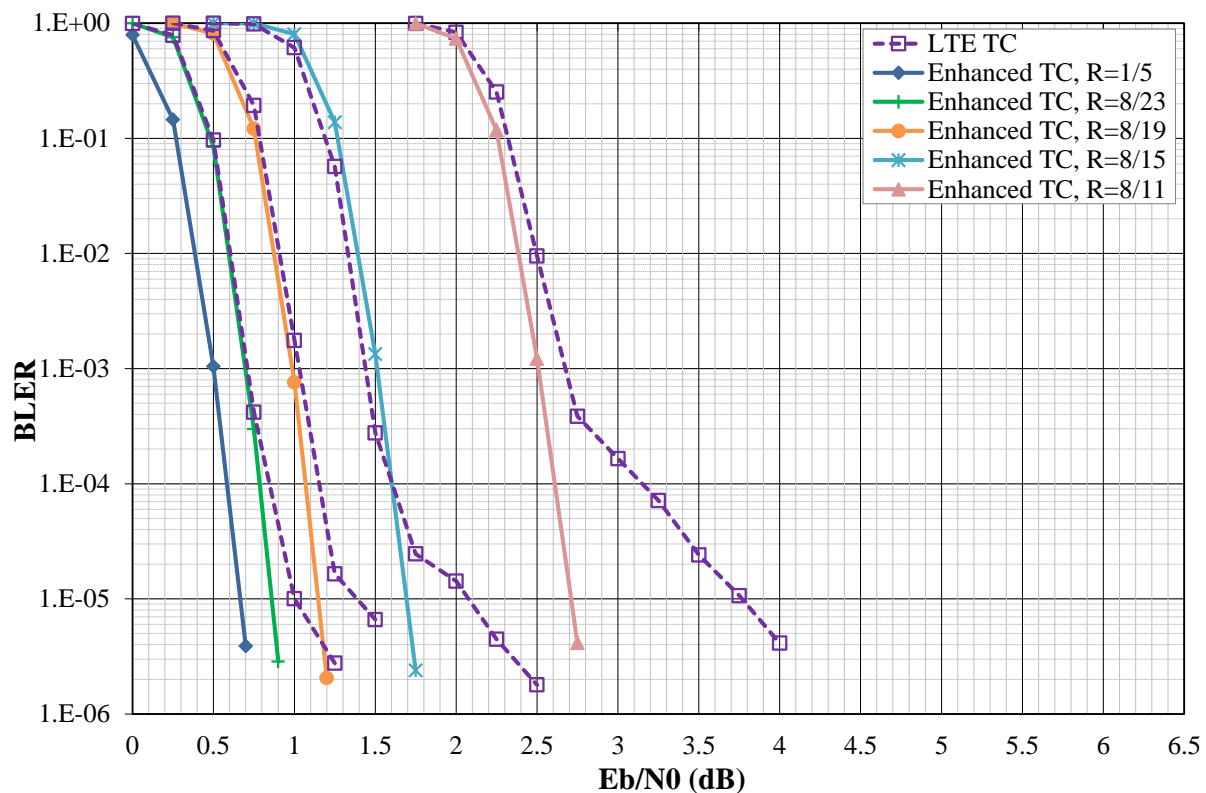


Figure 11: Performance comparison of the improved turbo code with the LTE turbo code in AWGN channel for coding rates 1/5, 8/23, 8/19, 8/15, and 8/11 in terms of Block Error Rate vs Eb/N0.

QPSK modulation, block size $K = 4000$ bits ($K = 4032$ bits for LTE TC), 8 decoding iterations of the Max-Log-MAP algorithm, tail-biting termination.

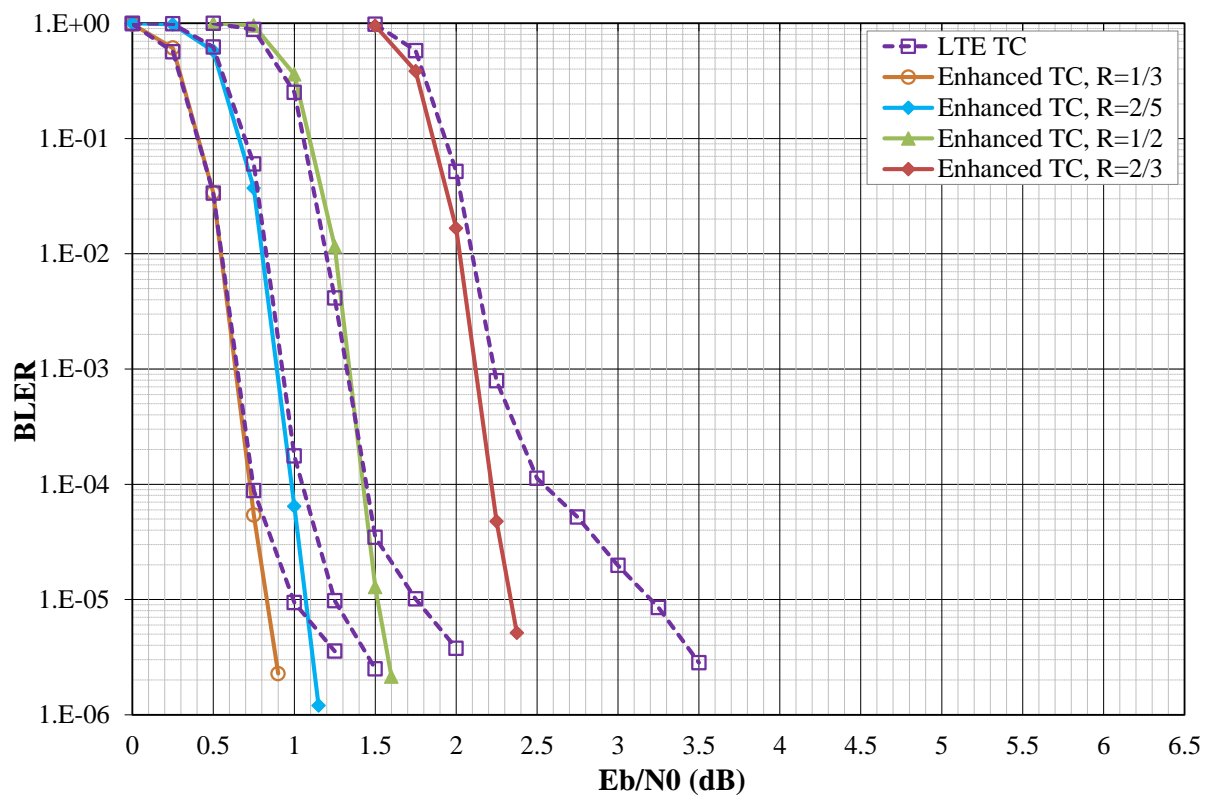


Figure 12: Performance comparison of the improved turbo code with the LTE turbo code in AWGN channel for coding rates 1/3, 2/5, 1/2, and 2/3 in terms of Block Error Rate vs Eb/N0.

**QPSK modulation, block size $K = 4000$ bits ($K = 4032$ bits for LTE TC),
8 decoding iterations of the Max-Log-MAP algorithm, tail-biting termination.**

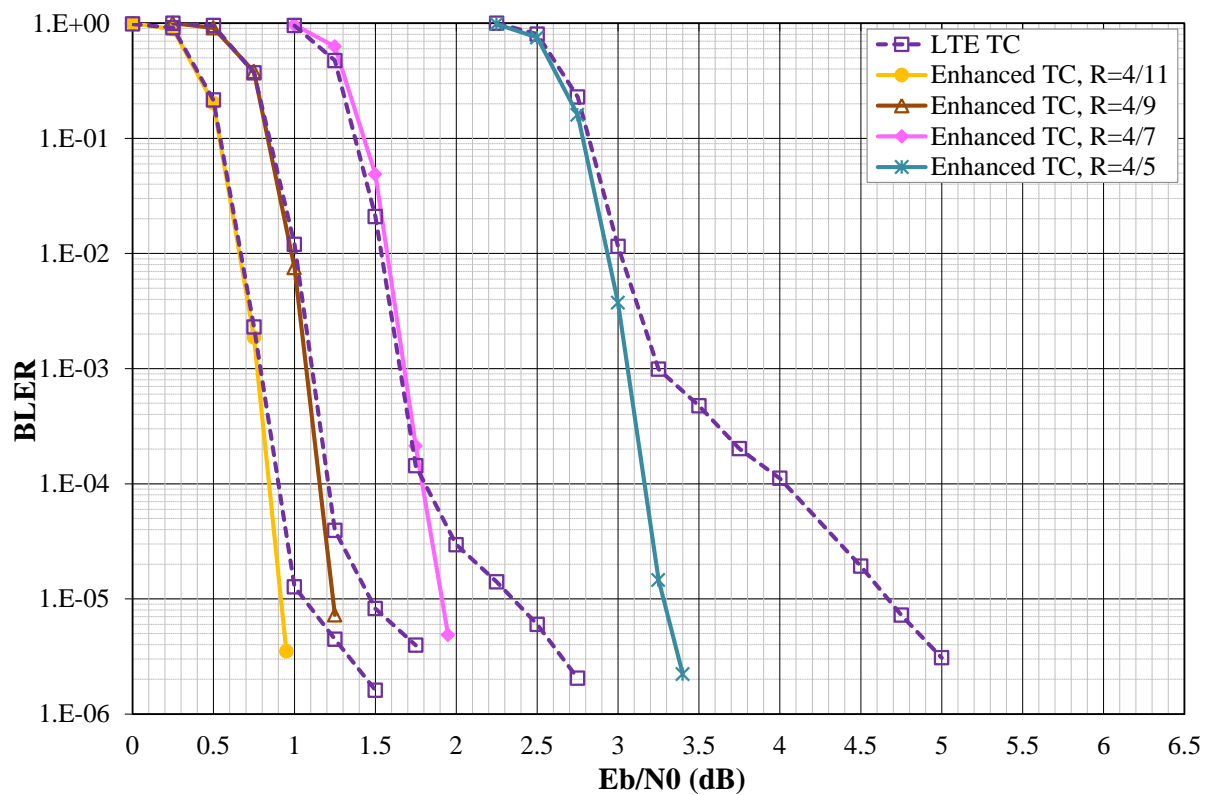


Figure 13: Performance comparison of the improved turbo code with the LTE turbo code in AWGN channel for coding rates 4/11, 4/9, 4/7, and 4/5 in terms of Block Error Rate vs Eb/N0.

QPSK modulation, block size $K = 4000$ bits ($K = 4032$ bits for LTE TC), 8 decoding iterations of the Max-Log-MAP algorithm, tail-biting termination.

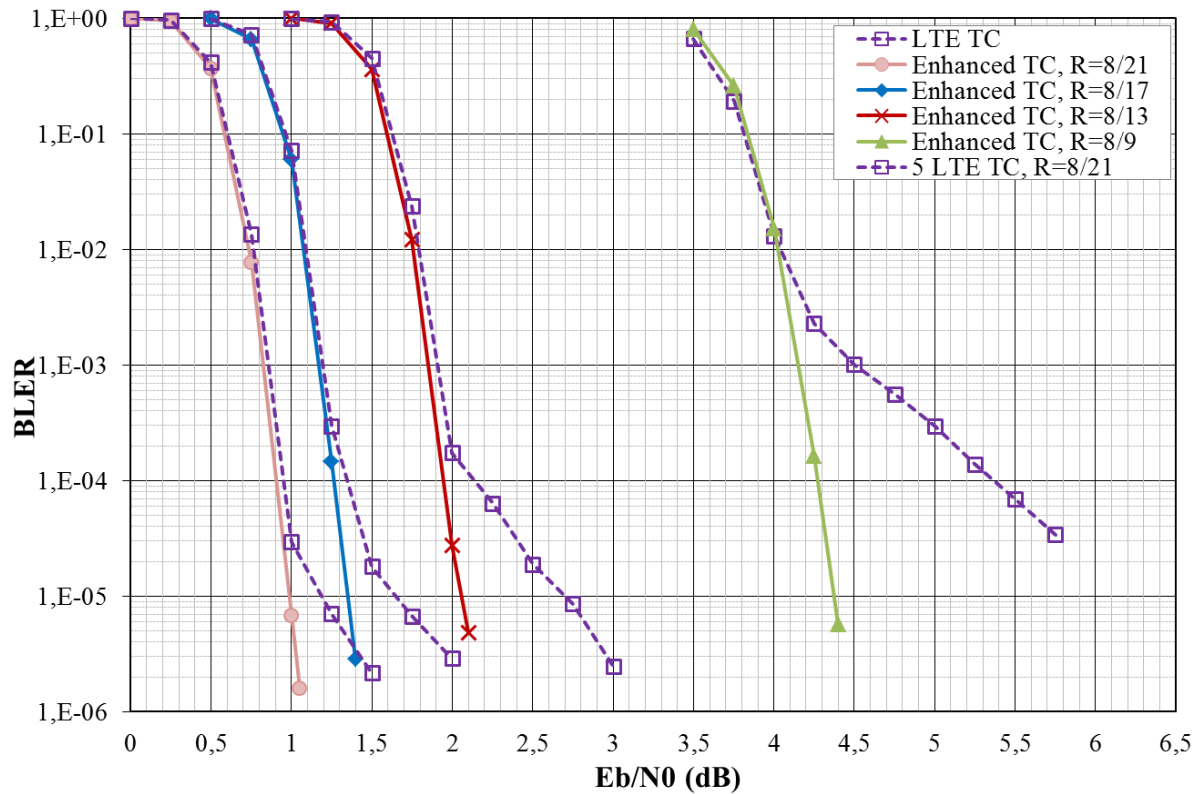


Figure 14: Performance comparison of the improved turbo code with the LTE turbo code in AWGN channel for coding rates 8/21, 8/17, 8/13, and 8/9 in terms of Block Error Rate vs E_b/N_0 .

QPSK modulation, block size $K = 4000$ bits ($K = 4032$ bits for LTE TC), 8 decoding iterations of the Max-Log-MAP algorithm, tail-biting termination.

6 Reference

- [1] J. A. Erfanian, S. Pasupathy, and G. Gulak, "Reduced complexity symbol detectors with parallel structures for ISI channels," *IEEE Trans. Commun.*, vol. 42, pp. 1661-1671, Feb./March/Apr. 1994.
- [2] P. Robertson, P. Hoeher and E. Villebrun, "Optimal and Sub-Optimal Maximum A Posteriori Algorithms Suitable for Turbo Decoding," *European Transactions on Telecommunications*, Vol. 8, 1997.