



HAL
open science

On the thermopower of ionic conductor and ionic capacitors

Alois Würger

► **To cite this version:**

Alois Würger. On the thermopower of ionic conductor and ionic capacitors. *Physical Review Research*, 2020, 2, pp.0420305(R). 10.1103/PhysRevResearch.2.042030 . hal-02973302v2

HAL Id: hal-02973302

<https://hal.science/hal-02973302v2>

Submitted on 6 Nov 2020

HAL is a multi-disciplinary open access archive for the deposit and dissemination of scientific research documents, whether they are published or not. The documents may come from teaching and research institutions in France or abroad, or from public or private research centers.

L'archive ouverte pluridisciplinaire **HAL**, est destinée au dépôt et à la diffusion de documents scientifiques de niveau recherche, publiés ou non, émanant des établissements d'enseignement et de recherche français ou étrangers, des laboratoires publics ou privés.

On the thermopower of ionic conductors and ionic capacitors

Alois Würger

Université de Bordeaux & CNRS, LOMA (UMR 5798), 33405 Talence, France

We theoretically study the thermoelectric response of ionic conductors to an applied temperature gradient. As a main result we find that open and closed systems with respect to charge exchange, result in different expressions for the thermopower which may even take opposite signs. For the experimentally most relevant zero-current steady state, we show that the thermopower of ionic conductors does not depend on the mobilities, contrary to what is known for metals and semiconductors. The different behavior of ionic and electronic conductors is traced back to the unlike conservation laws for ionic carriers and electron-hole pairs.

I. INTRODUCTION

Thermoelectric materials are extensively studied for energy applications such as the conversion of low-grade waste heat into electrical power. As an important performance parameter, the thermopower (or Seebeck coefficient) S describes the electric current generated by a temperature gradient, or the voltage difference arising between hot and cold boundaries [1].

Onsager's reciprocal relations link the Seebeck coefficient $S = Q/qT$ to the Peltier heat of transport Q , which is the enthalpy carried by a charge q moving in an electric field. Thermoelectric effects were first observed for metals, with S much smaller than the natural unit $k_B/e = 86\mu\text{V/K}$. Stronger effects occur in semiconductors, where the thermopower ranges from 1 to 20 k_B/e [2–5]. These numbers are rationalized in terms of Mott's formula, accounting for electronic band structure effects, doping, Anderson localization well below the Fermi surface, and an energy-dependent mobility $\mu(E)$ [6–8].

Ionic conductors differ from electronic devices in two fundamental aspects: First, ions cannot be transferred to electrodes, and thus cannot directly generate thermoelectric currents. Second, in general there are several carrier species and, at least in the absence of redox reactions, the number of each of them is conserved. Accordingly, S consists of the sum of ion-specific contributions, which are independent of concentrations as long as correlation effects are negligible [9, 10]. In this paper we consider a binary electrolyte, where the Seebeck coefficient reads as

$$S = \frac{w_+ Q_+ - w_- Q_-}{eT}, \quad (1)$$

with weight factors w_{\pm} and the heats of transport Q_{\pm} of cations and anions. In aqueous solution, the solvation enthalpies of common salt ions are of the order $Q_{\pm} \sim k_B T$ [11–15]. The resulting Seebeck coefficient, $S \sim k_B/e$, was shown to drive colloidal thermophoresis [16–20]. In recent years, much higher values up to 300 k_B/e were reported for polymer-based electrolytes [21–23], small mobile ions in gels or solid matrices [24, 25], or ionic liquids [26].

There seems to be no general agreement regarding the weight factors w_{\pm} for the carrier specific contributions to the Seebeck coefficient. If all previous works agree

on the fact that they are proportional to concentration $w_{\pm} \propto n_{\pm}$, discrepancies arise with respect to the dependencies on ion valency and mobility; the latter appears when identifying w_{\pm} with Hittorf transport numbers t_{\pm} that account for the relative conductivity of each ion species. At present it is not clear which description is correct for the Seebeck coefficient of ionic conductors. This question is of practical interest: Because of the large mobility contrast of polymer electrolytes, different weight factors may even result in opposite signs of the Seebeck coefficient S .

In the present note we study the thermoelectric properties of ionic conductors as open or closed systems, where the former exchange charges with the environment and the latter don't. Starting from two experimental situations with well-defined boundary conditions, we find that the corresponding Seebeck coefficients may significantly differ from each other. We discuss our results in view of recent experiments [21–26], and compare with what is known for electronic materials.

II. IONIC CONDUCTORS

We consider an electrolyte solution of positive and negative charge carriers with concentrations n_{\pm} and mobilities μ_{\pm} . In simple monovalent electrolytes, overall charge neutrality imposes $n_+ = n_-$. In complex systems, the concentrations of positive and negative carriers need not to be identical. Then the charge density reads as

$$\varrho = e(n_+ - n_-) + \varrho_f, \quad (2)$$

where ϱ_f are fixed charges. As examples we note polyelectrolyte complexes where the number difference of mobile ions $n_+ \neq n_-$ is compensated by the charge ϱ_f of the solid matrix [27, 28], or ionic liquids where the ions form immobile charged aggregates, thus leaving unlike numbers n_{\pm} of mobile ions [29]. In the bulk one always has $\varrho = 0$, yet there may be net surface charges at the sample boundaries.

Many non-equilibrium situations in physical chemistry are well described by Onsager's linear relations between fluxes and forces [30]. In the present case, this means that the ion currents are linear in the thermodynamic

and electric forces,

$$J_{\pm} = \mu_{\pm} \left(\pm n_{\pm} e E - n_{\pm} Q_{\pm} \frac{\nabla T}{T} - k_B T \nabla n_{\pm} \right), \quad (3)$$

where the three contributions account for electrophoresis in an electric field E , thermodiffusion in a temperature gradient due to the heat of transport Q_{\pm} , and gradient diffusion with Einstein coefficient $D_{\pm} = k_B T \mu_{\pm}$.

As a consequence of the linear-response approximation, the non-equilibrium properties arise only from the generalized forces E , ∇T , and ∇n_{\pm} , whereas the coefficients are evaluated at thermal equilibrium, and thus do not depend on position. Thus throughout this paper, all bulk quantities such as T , n_{\pm} , Q_{\pm} ,... are taken as constants. The only exception occurs in Section IV C where we evaluate surface effects, which are irrelevant for the thermoelectric coefficients but merely complete the physical picture. In the case of a 1D geometry, even the generalized forces are constants, and none of the bulk properties depend on position.

III. OPEN SYSTEM – THERMOCURRENTS

Thermoelectric effects are usually defined in terms of the heat flow driven by an electric field and the charge current due to a temperature gradient, with the Peltier and Seebeck linear response coefficients. In electronic materials, this is realized by connecting the hot and cold boundaries to electrodes. A similar situation occurs for ionic conductors which are coupled to reservoirs at different potential or temperature [31], as illustrated in Fig. 1a.

The electric conductivity σ is defined through Ohm's law for the current, $I_E = \sigma E$. Collecting the contributions of positive and negative carriers in $I_E = e(J_+ - J_-)$, we have

$$I_E = e^2(n_+ \mu_+ + n_- \mu_-) E = (\sigma_+ + \sigma_-) E, \quad (4)$$

as illustrated in Fig. 1c. The relative contributions of cations and anions are expressed through Hittorf transport numbers,

$$t_{\pm} = \frac{\sigma_{\pm}}{\sigma} = \frac{n_{\pm} \mu_{\pm}}{n_+ \mu_+ + n_- \mu_-}. \quad (5)$$

Besides the charge current I_E , the electric field induces a heat flow: Because of their electrostatic self-energy and the interaction potential with the surrounding material, the ions carry a heat of transport Q_{\pm} , resulting in the heat current

$$\dot{q}_E = (Q_+ n_+ \mu_+ - Q_- n_- \mu_-) e E \equiv \Pi \sigma E, \quad (6)$$

where the second identity defines the Peltier coefficient Π , which is readily expressed as

$$\Pi = \frac{t_+ Q_+ - t_- Q_-}{e}. \quad (7)$$

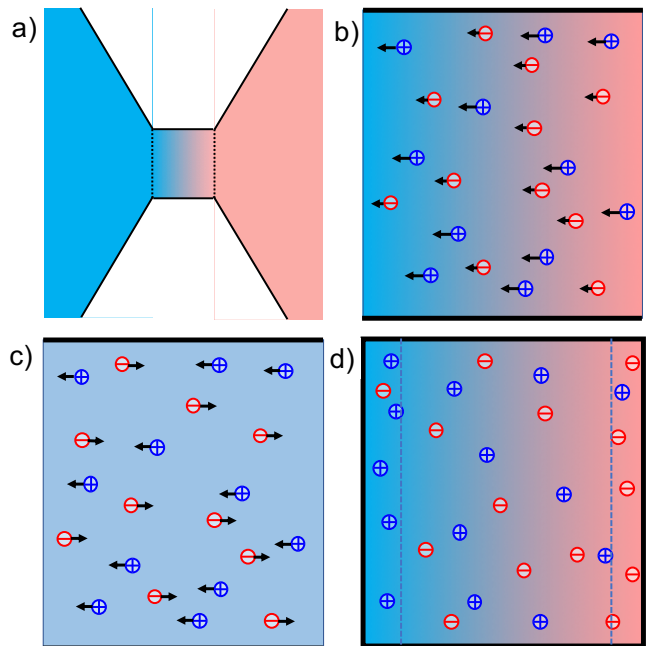


Figure 1. a) Open system between two reservoirs at different temperature or different potential. b) Seebeck effect of an open system in a thermal gradient. Due to thermodiffusion, cations and anions migrate towards the cold and carry an electric current I_T , resulting in a stationary current from one reservoir to the other. The picture shows the case $Q_+ > Q_- > 0$. c) Electric conductivity and Peltier effect of an open electrolyte system in an electric field. Cations and anions move in opposite directions, inducing an electric current I_E and, due to the ionic heat of transport Q_{\pm} , a heat current \dot{q}_E . d) Steady state of a closed system, with zero ion currents J_{\pm} . There are layers of positive or negative charges within one screening length λ from the cold and hot boundaries.

On the other hand, a temperature gradient ∇T gives rise to thermodiffusion of the mobile ions [30]: According to the second law, the excess enthalpy Q_{\pm} flows towards the cold and drags the ions at velocities $-\mu_{\pm} Q_{\pm} \nabla T / T$, as illustrated in Fig. 1b. Thus the temperature gradient drives an electric current

$$I_T = -e(Q_+ n_+ \mu_- - Q_- n_- \mu_-) \frac{\nabla T}{T} \equiv -S \sigma \nabla T, \quad (8)$$

where the last identity defines the Seebeck coefficient S . With the above expressions for σ and the transport numbers t_{\pm} one finds

$$S = \frac{t_+ Q_+ - t_- Q_-}{e T}. \quad (9)$$

As expected, the thermoelectric coefficients verify Onsager's reciprocal relation $S = \Pi / T$ [30].

In Fig. 2 we plot the Seebeck coefficient (9) as a function of the heat of transport ratio Q_+ / Q_- , for different values of the mobility ratio μ_+ / μ_- . Not surprisingly, a large cation mobility results in $S > 0$, whereas highly mobile anions favor a negative Seebeck coefficient.

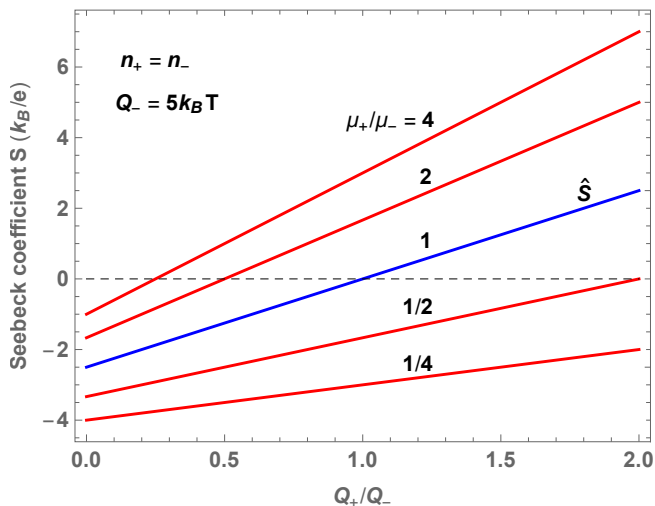


Figure 2. Thermoelectric coefficients S and \hat{S} as a function of the ratio Q_+/Q_- . The coefficient for open systems, S , depends on the ratio μ_+/μ_- , whereas that for a closed systems, \hat{S} , is independent of the mobilities. Note $S = \hat{S}$ for $\mu_+ = \mu_-$. The coefficients S and \hat{S} are given in units of k_B/e , for equal cation and anion concentrations and $Q_- = 5k_B T$.

The above thermoelectric coefficients describe an ionic conductor sandwiched between two reservoirs at different temperature or potential. Most experiments on ionic systems, however, are done on closed systems where the charge carriers cannot enter or leave. Then the linear response for heat and electric currents is valid only for the transient behavior after switching on the fields, or if the applied electric and temperature fields oscillate in time. For oscillatory fields the validity is restricted to sufficiently high frequency, $\omega\tau \gg 1$, where $t \ll \tau = \lambda^2/D$ is the diffusion time of ions over one Debye screening length. Similarly, S describes the behavior after switching on the temperature gradient, for times shorter than τ , which is much shorter than the time scale for the emergence of the bulk ion gradients, D/L^2 , over the system size L . The transient behavior requires to solve the continuity equation $\partial_t n_{\pm} + \text{div} J_{\pm} = 0$ [15, 32–34].

IV. CLOSED SYSTEM – THERMOPOTENTIAL

Now we turn to a closed system which exchanges heat with the surrounding but which does not transfer charges. After switching on the temperature gradient, the electric current I_T accumulates charges at the hot and cold boundaries, which in turn give rise to an electric field. After a transient time, the system attains a steady state with constant surface charge and zero ion currents (Fig. 1d), which is characterized by the thermoelectric field

$$E = \hat{S}\nabla T, \quad (10)$$

or by the corresponding thermopotential $-\hat{S}(T_H - T_C)$ between hot and cold boundaries. Previous works on

ionic thermoelectrics often assume, more or less explicitly, that the steady state is characterized by the Seebeck coefficient (9), that is, $\hat{S} = S$.

A. Steady state

We start with the fundamental equations describing the steady state of a system that is open with respect to heat flow but closed for charge carriers, as shown in Fig. 1d. First, the currents of both cations and anions vanish,

$$J_{\pm} = 0. \quad (11)$$

Second, the electric field is related to the charge density by Gauss's law

$$\rho = \varepsilon\nabla \cdot E. \quad (12)$$

Third, supposing a one-dimensional geometry as in Fig. 1d, the electric field vanishes at the solid boundary,

$$E|_B = 0. \quad (13)$$

In the following we first evaluate the bulk thermoelectric field (10). In a second step we study the electrostatic properties of the surface layers shown in Fig. 1d, in order to satisfy the boundary condition (13)

B. Thermoelectric field

Here we derive the coefficient \hat{S} defined in (10). Inserting the currents (3) in $J_+ - J_- = 0$, solving for the thermoelectric field E , and using the Seebeck coefficient (9), we obtain

$$E = S\nabla T + \frac{k_B T}{e} \frac{\mu_+ \nabla n_+ - \mu_- \nabla n_-}{n_+ \mu_+ + n_- \mu_-}. \quad (14)$$

In order to evaluate the latter term, we note that the bulk charge density vanishes, $\rho = 0$. In view of (2) this means that the unperturbed bulk concentrations satisfy $e(n_+^0 - n_-^0) + \rho_f = 0$, and that the concentration gradients of cations and anions are identical,

$$\nabla n_+ = \nabla n_-. \quad (15)$$

Solving the equation $n_- J_+ + n_+ J_- = 0$ for this gradient we obtain

$$\nabla n_{\pm} = -\frac{Q_+ + Q_-}{k_B T} \frac{n_+ n_-}{n_+ + n_-} \frac{\nabla T}{T}. \quad (16)$$

Insertion in (10) finally gives the thermoelectric coefficient

$$\hat{S} = S + \frac{Q_+ + Q_-}{eT} \frac{\mu_+ - \mu_-}{n_+ \mu_+ + n_- \mu_-} \frac{n_+ n_-}{n_+ + n_-}. \quad (17)$$

Thus the thermoelectric coefficients of closed and open systems, \hat{S} and S , differ by a term which is proportional to the mobility contrast $\mu_+ - \mu_-$ of cations and anions.

After inserting (9) and rearranging the terms, this expression significantly simplifies,

$$\hat{S} = \frac{\hat{t}_+ Q_+ - \hat{t}_- Q_-}{eT}, \quad (18)$$

with the weight factors

$$\hat{t}_\pm = \frac{n_\pm}{n_+ + n_-}. \quad (19)$$

As a striking feature, we find that the weight factors \hat{t}_\pm and thus the coefficient \hat{S} , are independent of the ionic mobilities, contrary to the Seebeck effect S defined through the thermocurrent.

For identical mobilities ($\mu_+ = \mu_-$) we have $\hat{S} = S$, whereas in the general case these coefficients differ significantly, and may even take opposite signs. This is illustrated by Fig. 2, where we compare \hat{S} and S as a function of the heat of transport ratio Q_+/Q_- . The curves for different mobility ratio μ_+/μ_- highlight the fundamentally different behavior expected for open and closed ionic systems.

C. Surface effects

For the thermoelectric coefficients calculated above, we have not used the boundary condition (13) for the electric field. In order to complete the physical picture and to account for the thermocharge at the hot and cold boundaries, we now derive the surface electric field, required to satisfy (13). For a 1D geometry with constant ∇T , we solve the Poisson-Boltzmann equation $\nabla^2 \psi + \varrho/\varepsilon = 0$ in Debye-Hückel approximation, and obtain the homogeneous potential $\psi_h = \psi_0 \sinh(x/\lambda)$ and field $E_h = -\partial_x \psi_h$, with the Debye screening length $\lambda = \sqrt{e^2(n_+ + n_-)/\varepsilon k_B T}$.

Adjusting the prefactor ψ_0 in view of (10) and (13), one readily finds the total electric field

$$E(x) = \hat{S} \nabla T \left(1 - \frac{\cosh(x/\lambda)}{\cosh(L/2\lambda)} \right), \quad (20)$$

which agrees with both the bulk value (10) and the boundary condition (13). In experimental situations, the system size L is by at least several orders of magnitudes larger than λ .

The charge density is obtained from Gauss's law (12),

$$\varrho(x) = -\frac{\varepsilon \hat{S} \nabla T}{\lambda} \frac{\sinh(x/\lambda)}{\cosh(L/2\lambda)}, \quad (21)$$

which, for $\hat{S} > 0$, is positive at the cold surface ($x = -L/2$) and negative at the hot one ($x = L/2$), as illustrated in Fig. 1d. Beyond a few Debye lengths from the boundaries, the electric field takes the constant value and the charge density vanishes, as anticipated in (15).

V. MIXED ELECTROLYTES

For the sake of simplicity we have so far considered monovalent binary electrolyte solutions. In order to account for more complex systems, containing mixtures of different salts or acids [15–19], or multivalent ions [15], we give the general expression, with several cations and anions species i , of concentration n_i and valency z_i .

The Seebeck coefficient of an open system is readily generalized in terms of the partial conductivity $\sigma_i = z_i^2 e^2 n_i \mu_i$, resulting in

$$S = \frac{1}{eT} \frac{\sum_i z_i n_i \mu_i Q_i}{\sum_i z_i^2 n_i \mu_i} \quad (22)$$

and Hittorf transport numbers $t_i = \sigma_i/\sigma$.

Now we turn to the steady-state of a closed system and generalize the coefficient \hat{S} . Inserting the zero-current and zero-charge conditions,

$$J_i = 0, \quad \sum_i z_i \nabla n_i = 0, \quad (23)$$

in the charge current $I = e \sum_i z_i J_i$, eliminates the ion gradients. Solving for the electric field E one readily obtains

$$\hat{S} = \frac{1}{eT} \frac{\sum_i z_i n_i Q_i}{\sum_i z_i^2 n_i}. \quad (24)$$

This form generalizes the expressions used previously for the mixed electrolyte $\text{NaCl}_x\text{OH}_{1-x}$ where $z_i = \pm 1$ [17–19]. A more complex form occurs if one of the species is a macroion, for example a charged polymer or a colloidal particle, where the thermally driven velocity cannot be expressed by the product of Peltier heat Q and mobility μ , and where both the numerator and the denominator in (24) depend on the ratio of phoretic and diffusive mobilities [35].

VI. DISCUSSION

As the main result of this paper, we found that the thermoelectric properties of ionic conductors depend crucially on the boundary conditions: For an open system, the Seebeck coefficient is defined through the thermally induced current I_T , where the heat of transport of positive and negative carriers is weighted with Hittorf's transport numbers t_\pm . The resulting coefficient (9) depends on the mobilities, similar to what is known for electronic systems [7].

For a closed system, on the contrary, the coefficient \hat{S} is defined through the macroscopic thermoelectric field, or the potential difference between the hot and cold boundaries,

$$V_H - V_C = -\hat{S}(T_H - T_C). \quad (25)$$

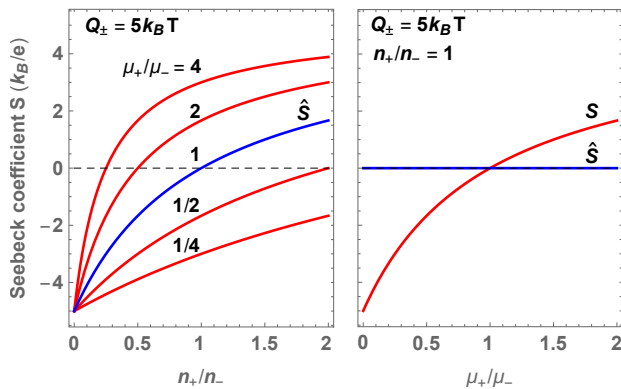


Figure 3. Thermoelectric coefficients S and \hat{S} as a function of the concentration ratio n_+/n_- and the mobility ratio μ_+/μ_- . For unlike mobilities, S (red) and \hat{S} (blue) differ significantly, whereas $S = \hat{S}$ for $\mu_+ = \mu_-$. The coefficients S and \hat{S} are given in units of k_B/e , with equal cation and anion heat of transport $Q_{\pm} = 5k_B T$.

The thermopower \hat{S} , given in Eq. (18), differs significantly from the Seebeck coefficient S and in particular does not depend on the ion mobilities, as is obvious when comparing the weight factors \hat{t}_{\pm} and t_{\pm} . Recent experiments on various ionic thermoelectric materials [21–26] do not generate currents but a thermopotential, and thus are described by the coefficient \hat{S} .

A. Experimental relevance

The difference between the coefficients S and \hat{S} may be quite significant, and is best illustrated in terms of the ratios of heats of transport Q_+/Q_- , concentrations n_+/n_- , and mobilities μ_+/μ_- . Fig. 2 compares S and \hat{S} as a function of the heat of transport ratio for different mobility contrasts. In Fig. 3a we plot the thermoelectric coefficients as a function of the concentration contrast, for different mobilities but equal heats of transport; this case is realized, for example, by the ionic liquid

Table I. Mobility data of salts, hydrochloric acid, and ionic liquids consisting of the cation EMIM⁺ (1-ethyl-3-methylimidazolium) and the anions TFSI⁻ (bis(trifluoromethylsulfonyl)imide) or OAc⁻ (acetate). Mobilities $\mu_{\pm} = D_{\pm}/k_B T$ are calculated from measured diffusion coefficients D_{\pm} [13, 29].

	μ_+ (s/ μg)	μ_- (s/ μg)	μ_+/μ_-
LiCl [13]	25.1	49.5	0.51
NaCl [13]	32.5	49.5	0.66
HCl [13]	227	49.5	4.59
EMIM-TFSI [29]	5.75	3.39	1.70
EMIM-OAc [29]	2.63	2.57	1.02
EMIM-OAc-glucose [29]	0.64	0.25	2.6

EMIM⁺TFSI⁻, where the cations have a larger mobility but there are ten times more mobile anions [29]. Finally, Fig. 3b shows these coefficients as a function of the mobility contrast, at equal heat of transport of cations and anions.

In order to illustrate the difference of the coefficients S and \hat{S} , we give in Table 1 the mobility contrast of several electrolyte solutions and ionic liquids; because of their molecular mass contrast, even larger values are expected for polymer electrolytes like Na⁺PEG-OH⁻ [21, 23]. Note that adding a component, such as sugar to the ionic liquid EMIM-OAc, may modify the mobility ratio. Together with the curves of Figs. 2 and 3, the numbers of Table 1 provide evidence that for a given ionic system, the boundary conditions strongly affect the thermoelectric properties, and in many cases result in opposite signs of S and \hat{S} . Note that in dense electrolytes, such as ionic liquids, correlation effects may become important [10] and modify the heat of transport Q_{\pm} .

B. The salt gradient as companion field

It turns instructive to rewrite the charge current $I = e(J_+ - J_-)$ in terms of the above coefficients,

$$I = \sigma E - S \sigma \nabla T - (\mu_+ - \mu_-) e k_B T \nabla n_{\pm}. \quad (26)$$

For an open system in a temperature gradient, one has $E = 0$ and $\nabla n = 0$, and one readily recovers the definition of the Seebeck coefficient S .

In a closed system, the boundary condition imposes $I = 0$. In the case of a single conducting species, Eq. (15) implies $\nabla n_{\pm} = 0$. Then the thermoelectric field $E = S \nabla T$ is given by the Seebeck coefficient, and generates the current I_E which cancels the thermodiffusion current I_T . If there are two carrier species, however, their currents must vanish separately, $J_{\pm} = 0$, thus giving rise to a finite concentration gradient (16), which induces gradient diffusion. In other words, Eq. (26) consists of a thermocurrent I_T , the electric current I_E induced by the Seebeck field E , and a gradient diffusion current I_n , resulting in both $I = 0$ and $J_{\pm} = 0$.

Both the thermoelectric field E and the concentration gradient ∇n_{\pm} may be viewed as companion fields of the temperature gradient, which are imposed by the boundary conditions of a closed system. The former is described by \hat{S} , whereas the latter may be expressed through the salt Soret coefficient S_T , which is defined through $\nabla \ln(n_+ + n_-) + S_T \nabla T = 0$ [36] and reads explicitly

$$S_T = \frac{Q_+ + Q_-}{k_B T^2} \frac{2n_+ n_-}{(n_+ + n_-)^2}. \quad (27)$$

Then the parameter \hat{S} consists of two contributions,

$$\hat{S} = S - \frac{k_B T}{2e} \frac{(\mu_+ - \mu_-)(n_+ + n_-)}{n_+ \mu_+ + n_- \mu_-} S_T, \quad (28)$$

where the first one is the usual Seebeck coefficient, and the second one arises from the Soret effect of the electrolyte. Such “companion fields” have been reported for various examples of thermally driven motion: Colloidal thermophoresis has been shown to be often dominated by gradients of added polymer [37] or salt [19], whereas self-diffusiophoresis of hot Janus particles in near-critical binary liquids is driven by the non-uniform composition in the particle’s vicinity [38].

C. Comparison with electronic conductors

We conclude by comparing the present findings to what is known for semiconductors and metals. The Peltier heat of transport of electrons and holes is given by the energy with respect to the Fermi level, $E - E_F$. Integrating separately over valence and conduction bands V and C , one has

$$t_{\pm}Q_{\pm} = \mp \int_{V,C} dE \frac{\sigma E}{\sigma} (E - E_F), \quad (29)$$

with the conductivity $\sigma = \int dE \sigma_E$. Then the Seebeck coefficient given by Fritzsche [7], which generalizes Mott’s

formula [6] to non-uniform conductivity, is identical to our Eq. (9).

Yet a difference arises for closed systems. Unlike ionic concentrations, the numbers of electrons and holes are not conserved individually: Thermal excitation and recombination permanently create and annihilate carriers. Because of these “chemical reactions”, the individual currents J_{\pm} need not to vanish in electronic conductors, contrary to (4) for ions. Since the carrier concentration is imposed by the local chemical potential, there is no additional diffusion current. As a consequence, the concentration gradient terms are missing in Eqs. (14) and (26), and the thermoelectric field is given by the same coefficient S as the thermocurrent in an open system. This leads us to the conclusion that the particular properties of ionic conductors stem from the presence of chemically inert cations and anions.

The author thanks X. Crispin and S. Nakamae for stimulating discussions, and M. Janssen for helpful remarks on a first draft of the manuscript. This project was supported by the French National Research Agency through grant ANR-19-CE30-0012-01 and by the European Research Council (ERC) through grant n° 772725.

-
- [1] L. E. Bell, “Cooling, heating, generating power, and recovering waste heat with thermoelectric systems,” *Science*, vol. 321, no. 5895, pp. 1457–1461, 2008.
- [2] O. Bubnova, Z. U. Khan, A. Malti, S. Braun, M. Fahlman, M. Berggren, and X. Crispin, “Optimization of the thermoelectric figure of merit in the conducting polymer poly(3,4-ethylenedioxythiophene),” *Nature Materials*, vol. 10, no. 6, pp. 429–433, 2011.
- [3] B. Russ, A. Glaudell, J. J. Urban, M. L. Chabiny, and R. A. Segalman, “Organic thermoelectric materials for energy harvesting and temperature control,” *Nature Reviews Materials*, vol. 1, no. 10, p. 16050, 2016.
- [4] S. A. Gregory, A. K. Menon, S. Ye, D. S. Seferos, J. R. Reynolds, and S. K. Yee, “Effect of heteroatom and doping on the thermoelectric properties of poly(3-alkylchalcogenophenes),” *Advanced Energy Materials*, vol. 8, no. 34, p. 1802419, 2018.
- [5] X. Xiao, M. Widenmeyer, W. Xie, T. Zou, S. Yoon, M. Scavini, S. Checchia, Z. Zhong, P. Hansmann, S. Kilper, A. Kovalevsky, and A. Weidenkaff, “Tailoring the structure and thermoelectric properties of batio(3) via eu(2+) substitution,” *Phys Chem Chem Phys*, vol. 19, pp. 13469–13480, May 2017.
- [6] M. Cutler and N. Mott, “Observation of anderson localization in an electron gas,” *Phys. Rev.*, vol. 181, no. 3, pp. 1336–1340, 1969.
- [7] H. Fritzsche, “A general expression for the thermoelectric power,” *Solid State Communications*, vol. 9, no. 21, pp. 1813 – 1815, 1971.
- [8] S. D. Kang and G. J. Snyder, “Charge-transport model for conducting polymers,” *Nature Materials*, vol. 16, no. 2, pp. 252–257, 2017.
- [9] L. Onsager, “Report on a revision of the conductivity theory,” *Trans. Faraday Soc.*, vol. 23, pp. 341–349, 1927.
- [10] V. Démery and D. S. Dean, “The conductivity of strong electrolytes from stochastic density functional theory,” *Journal of Statistical Mechanics: Theory and Experiment*, vol. 2016, p. 023106, feb 2016.
- [11] E. Podszus, “Thermoelektrische kräfte in elektrolyten,” *Annalen der Physik*, vol. 332, no. 14, pp. 859–889, 1908.
- [12] N. Takeyama and K. Nakashima, “Thermodynamics of thermal diffusion in aqueous ionic solutions,” *Journal of the Physical Society of Japan*, vol. 52, no. 8, pp. 2699–2705, 1983.
- [13] J. N. Agar, C. Y. Mou, and J. L. Lin, “Single-ion heat of transport in electrolyte solutions: a hydrodynamic theory,” *The Journal of Physical Chemistry*, vol. 93, no. 5, pp. 2079–2082, 1989.
- [14] T. J. Salez, B. T. Huang, M. Rietjens, M. Bonetti, C. Wiertel-Gasquet, M. Roger, C. L. Filomeno, E. Dubois, R. Perzynski, and S. Nakamae, “Can charged colloidal particles increase the thermoelectric energy conversion efficiency?,” *Phys. Chem. Chem. Phys.*, vol. 19, pp. 9409–9416, 2017.
- [15] A. L. Sehnem and M. Janssen, “Determining single-ion soret coefficients from the transient electrolyte seebeck effect,” 2020.
- [16] S. A. Putnam and D. G. Cahill, “Transport of nanoscale latex spheres in a temperature gradient,” *Langmuir*, vol. 21, no. 12, pp. 5317–5323, 2005.
- [17] A. Würger, “Transport in charged colloids driven by thermoelectricity,” *Phys. Rev. Lett.*, vol. 101, p. 108302, Sep 2008.
- [18] D. Vigolo, S. Buzzaccaro, and R. Piazza, “Thermophore-

- sis and thermoelectricity in surfactant solutions,” *Langmuir*, vol. 26, no. 11, pp. 7792–7801, 2010.
- [19] K. A. Eslahian, A. Majee, M. Maskos, and A. Würger, “Specific salt effects on thermophoresis of charged colloids,” *Soft Matter*, vol. 10, no. 12, pp. 1931–1936, 2014.
- [20] L. Lin, M. Wang, X. Peng, E. N. Lissek, Z. Mao, L. Scarbelli, E. Adkins, S. Coskun, H. E. Unalan, B. A. Korgel, L. M. Liz-Marzán, E.-L. Florin, and Y. Zheng, “Opto-thermoelectric nanotweezers,” *Nature Photonics*, vol. 12, no. 4, pp. 195–201, 2018.
- [21] D. Zhao, H. Wang, Z. U. Khan, J. C. Chen, R. Gabrielson, M. P. Jonsson, M. Berggren, and X. Crispin, “Ionic thermoelectric supercapacitors,” *Energy Environ. Sci.*, vol. 9, pp. 1450–1457, 2016.
- [22] H. Wang, D. Zhao, Z. U. Khan, S. Puzinas, M. P. Jonsson, M. Berggren, and X. Crispin, “Ionic thermoelectric figure of merit for charging of supercapacitors,” *Advanced Electronic Materials*, vol. 3, no. 4, p. 1700013, 2017.
- [23] T. Li, X. Zhang, S. D. Lacey, R. Mi, X. Zhao, F. Jiang, J. Song, Z. Liu, G. Chen, J. Dai, Y. Yao, S. Das, R. Yang, R. M. Briber, and L. Hu, “Cellulose ionic conductors with high differential thermal voltage for low-grade heat harvesting,” *Nature Materials*, vol. 18, no. 6, pp. 608–613, 2019.
- [24] S. L. Kim, H. T. Lin, and C. Yu, “Thermally chargeable solid-state supercapacitor,” *Advanced Energy Materials*, vol. 6, no. 18, p. 1600546, 2016.
- [25] C.-G. Han, X. Qian, Q. Li, B. Deng, Y. Zhu, Z. Han, W. Zhang, W. Wang, S.-P. Feng, G. Chen, and W. Liu, “Giant thermopower of ionic gelatin near room temperature,” *Science*, vol. 368, no. 6495, pp. 1091–1098, 2020.
- [26] D. Zhao, A. Martinelli, A. Willfahrt, T. Fischer, D. Bernin, Z. U. Khan, M. Shahi, J. Brill, M. P. Jonsson, S. Fabiano, and X. Crispin, “Polymer gels with tunable ionic seebeck coefficient for ultra-sensitive printed thermopiles,” *Nature Communications*, vol. 10, no. 1, p. 1093, 2019.
- [27] S. De, A. Ostendorf, M. Schönhoff, and C. Cramer, “Ion conduction and its activation in hydrated solid polyelectrolyte complexes,” *Polymers*, vol. 9, no. 11, p. 550, 2017.
- [28] A. Ostendorf, M. Schönhoff, and C. Cramer, “Ionic conductivity of solid polyelectrolyte complexes with varying water content: application of the dynamic structure model,” *Physical Chemistry Chemical Physics*, vol. 21, no. 14, pp. 7321–7329, 2019.
- [29] C. D’Agostino, M. D. Mantle, C. L. Mullan, C. Hardacre, and L. F. Gladden, “Diffusion, ion pairing and aggregation in 1-ethyl-3-methylimidazolium-based ionic liquids studied by 1h and 19f pfg nmr: Effect of temperature, anion and glucose dissolution,” *ChemPhysChem*, vol. 19, no. 9, pp. 1081–1088, 2018.
- [30] S. de Groot and P. Mazur, *Non-equilibrium Thermodynamics*. North-Holland Publishing Company; Interscience Publishers, 1962.
- [31] W. Nernst, “Die elektromotorische wirksamkeit der jonen,” *Zeitschrift für physikalische Chemie*, vol. 4, no. 1, pp. 129–181, 1889.
- [32] M. Bonetti, S. Nakamae, B. T. Huang, T. J. Salez, C. Wiertel-Gasquet, and M. Roger, “Thermoelectric energy recovery at ionic-liquid/electrode interface,” *The Journal of Chemical Physics*, vol. 142, p. 244708, 2015.
- [33] A. Ly, A. Majee, and A. Würger, “Nanoscale seebeck effect at hot metal nanostructures,” *New Journal of Physics*, vol. 20, p. 025001, feb 2018.
- [34] M. Janssen and M. Bier, “Transient response of an electrolyte to a thermal quench,” *Phys. Rev. E*, vol. 99, p. 042136, Apr 2019.
- [35] A. Majee and A. Würger, “Charging of heated colloidal particles using the electrolyte seebeck effect,” *Phys. Rev. Lett.*, vol. 108, p. 118301, 2012.
- [36] S. Wiegand, “Thermal diffusion in liquid mixtures and polymer solutions,” *J. Phys.: Condens. Matter*, vol. 16, pp. R357–R379, 2004.
- [37] H.-R. Jiang, H. Wada, N. Yoshinaga, and M. Sano, “Manipulation of colloids by a nonequilibrium depletion force in a temperature gradient,” *Phys. Rev. Lett.*, vol. 102, p. 208301, 2009.
- [38] A. Würger, “Self-diffusiophoresis of janus particles in near-critical mixtures,” *Phys. Rev. Lett.*, vol. 115, p. 188304, 2015.