



HAL
open science

Patch-based CNN evaluation for bark classification

Debaleena Misra, Carlos F Crispim-Junior, Laure Tougne

► **To cite this version:**

Debaleena Misra, Carlos F Crispim-Junior, Laure Tougne. Patch-based CNN evaluation for bark classification. Workshop on Computer Vision Problems in Plant Phenotyping, Aug 2020, Edinburgh, United Kingdom. hal-02969811v2

HAL Id: hal-02969811

<https://hal.science/hal-02969811v2>

Submitted on 19 Oct 2020

HAL is a multi-disciplinary open access archive for the deposit and dissemination of scientific research documents, whether they are published or not. The documents may come from teaching and research institutions in France or abroad, or from public or private research centers.

L'archive ouverte pluridisciplinaire **HAL**, est destinée au dépôt et à la diffusion de documents scientifiques de niveau recherche, publiés ou non, émanant des établissements d'enseignement et de recherche français ou étrangers, des laboratoires publics ou privés.

Patch-based CNN evaluation for bark classification

Debaleena Misra¹, Carlos Crispim-Junior¹[0000-0002-5577-5335], and Laure Tougne¹[0000-0001-9208-6275]

Univ Lyon, Lyon 2, LIRIS, F-69676 Lyon, France
{debaleena.misra, carlos.crispim-junior, laure.tougne}@liris.cnrs.fr

Abstract. The identification of tree species from bark images is a challenging computer vision problem. However, even in the era of deep learning today, bark recognition continues to be explored by traditional methods using time-consuming handcrafted features, mainly due to the problem of limited data. In this work, we implement a patch-based convolutional neural network alternative for analyzing a challenging bark dataset Bark-101, comprising of 2587 images from 101 classes. We propose to apply image re-scaling during the patch extraction process to compensate for the lack of sufficient data. Individual patch-level predictions from fine-tuned CNNs are then combined by classical majority voting to obtain image-level decisions. Since ties can often occur in the voting process, we investigate various tie-breaking strategies from ensemble-based classifiers. Our study outperforms the classification accuracy achieved by traditional methods applied to Bark-101, thus demonstrating the feasibility of applying patch-based CNNs to such challenging datasets.

Keywords: Bark classification, convolutional neural networks, transfer learning, patch-based CNNs, image re-scaling, bicubic interpolation, super-resolution networks, majority voting

1 Introduction

Automatic identification of tree species from images is an interesting and challenging problem in the computer vision community. As urbanization grows, our relationship with plants is fast evolving and plant recognition through digital tools provide an improved understanding of the natural environment around us. Reliable and automatic plant identification brings major benefits to many sectors, for example, in forestry inventory, agricultural automation [32], botany [27], taxonomy, medicinal plant research [3] and to the public, in general. In recent years, vision-based monitoring systems have gained importance in agricultural operations for improved productivity and efficiency [17]. Automated crop harvesting using agricultural robotics [2] for example, relies heavily on visual identification of crops from their images. Knowledge of trees can also provide landmarks in localization and mapping algorithms [31].

39 Although plants have various distinguishable physical features such as leaves,
 40 fruits or flowers, bark is the most consistent one. It is available round the year,
 41 with no seasonal dependencies. The aging process is also a slow one, with vi-
 42 sual features changing over longer periods of time while being consistent during
 43 shorter time frames. Even after trees have been felled, their bark remains an
 44 important identifier, which can be helpful for example, in autonomous timber
 45 assessment. Barks are also more easily visually accessible, contrary to higher-
 46 level leaves, fruits or flowers. However, due to the low inter-class variance and
 47 high intra-class variance for bark data, the differences are very subtle. Besides,
 48 bark texture properties are also impacted by the environment and plant diseases.
 49 Uncontrolled illumination alterations and branch shadow clutter can addition-
 50 ally affect image quality. Hence, tree identification from only bark images is a
 51 challenging task not only for machine learning approaches [5][7][8][25] but also
 52 for human experts [13].

53
 54 Recent developments in deep neural networks have shown great progress in image
 55 recognition tasks, which can help automate manual recognition methods that are
 56 often laborious and time consuming. However, a major limitation of deep learn-
 57 ing algorithms is that a huge amount of training data is required for attaining
 58 good performance. For example, the ImageNet dataset [11] has over 14 million
 59 images. Unfortunately, the publicly available bark datasets are very limited in
 60 size and variety. Recently released *BarkNet 1.0* dataset [8] with 23,000 images
 61 for 23 different species, is the largest in terms of number of instances, while
 62 *Bark-101* dataset [25] with 2587 images and 101 different classes, is the largest
 63 in terms of number of classes. The data deficiency of reliable bark datasets in
 64 literature presumably explains why majority of bark identification research has
 65 revolved around hand-crafted features and filters such as Gabor [4][18], SIFT
 66 [9][13], Local Binary Pattern (LBP) [6][7][25] and histogram analysis [5], which
 67 can be learned from lesser data.

68
 69 In this context, we study the challenges of applying deep learning in bark recog-
 70 nition from limited data. The objective of this paper is to investigate patch-based
 71 convolutional neural networks for classifying the challenging Bark-101 dataset
 72 that has low inter-class variance, high intra-class variance and some classes with
 73 very few samples. To tackle the problem of insufficient data, we enlarge the train-
 74 ing data by using patches cropped from original Bark-101 images. We propose
 75 a patch-extraction approach with image re-scaling prior to training, to avoid
 76 random re-sizing during image-loading. For re-scaling, we compare traditional
 77 bicubic interpolation [10] with a more recent advance of re-scaling by super-
 78 resolution convolutional neural networks [12]. After image re-scale and patch-
 79 extraction, we fine-tune pre-trained CNN models with these patches. We obtain
 80 patch-level predictions which are then combined in a majority voting fashion to
 81 attain image-level results. However, there can be ties, i.e. more than one class
 82 could get the largest count of votes, and it can be challenging when a considerable
 83 number of ties occur. In our study, we apply concepts of ensemble-based classi-

84 fiers and investigate various tie-breaking strategies [22][23][26][34][35] of major-
 85 ity voting. We validated our approach on three pre-trained CNNs - Squeezenet
 86 [20], MobileNetV2 [28] and VGG16 [30], of which the first two are compact and
 87 light-weight models that could be used for applications on mobile devices in the
 88 future. Our study demonstrates the feasibility of using deep neural networks for
 89 challenging datasets and outperforms the classification accuracy achieved using
 90 traditional hand-crafted methods on Bark-101 in the original work [25].

91
 92 The rest of the paper is organised as follows. Section 2 reviews existing ap-
 93 proaches in bark classification. Then, section 3 explains our methodology for
 94 patch-based CNNs. Section 4 describes the experimentation details. Our results
 95 and insights are presented in section 5. Finally, section 6 concludes the study
 96 with discussions on possible future work.

97 2 RELATED WORK

98 Traditionally, bark recognition has been studied as a texture classification prob-
 99 lem using statistical methods and hand-crafted features. Bark features from 160
 100 images were extracted in [33] using textual analysis methods such as gray level
 101 run-length method (RLM), concurrence matrices (COMM) and histogram in-
 102 spection. Additionally, the authors captured the color information by applying
 103 the grayscale methods individually to each of the 3 RGB channels and the overall
 104 performance significantly improved. Spectral methods using Gabor filters [4] and
 105 descriptors of points of interests like SURF or SIFT [9][13][16] have also been
 106 used for bark feature extraction. The AFF bark dataset, having 11 classes and
 107 1082 bark images, was analysed by a bag of words model with an SVM classifier
 108 constructed from SIFT feature points achieving around 70% accuracy [13].

109
 110 An earlier study [5] proposed a fusion of color hue and texture analysis for
 111 bark identification. First the bark structure and distribution of contours (scales,
 112 straps, cracks etc) were described by two descriptive feature vectors computed
 113 from a map of Canny extracted edges intersected by a regular grid. Next, the
 114 color characteristics were captured by the hue histogram in HSV color space as
 115 it is indifferent to illumination conditions and covers the whole range of possi-
 116 ble bark colors with a single channel. Finally, image filtering by Gabor wavelets
 117 was used to extract the orientation feature vector. An extended study on the
 118 resultant descriptor from concatenation of these four feature vectors, showed
 119 improved performance in tree identification when combined with leaves [4]. Sev-
 120 eral works have also been based on descriptors such as Local Binary Patterns
 121 (LBP) and LBP-like filters [6][7][25]. Late Statistics (LS) with two state-of-art
 122 LBP-like filters - Light Combination of Local Binary Patterns (LCoLBP) and
 123 Completed Local Binary Pattern (CLBP) were defined, along with bark priors on
 124 reduced histograms in the HSV space to capture color information [25]. This ap-
 125 proach created computationally efficient, compact feature vectors and achieved
 126 state-of-art performance on 3 challenging datasets (BarkTex, AFF12, Bark-101)

127 with SVM and KNN classifiers. Another LBP-inspired texture descriptor called
 128 Statistical Macro Binary Pattern (SMBP) attained improved performance in
 129 classifying 3 datasets (BarkTex, Trunk12, AFF) [7]. SMBP encodes macrostruc-
 130 ture information with statistical description of intensity distribution which is
 131 rotation-invariant and applies an LBP-like encoding scheme, thus being invari-
 132 ant to monotonic gray scale changes.

133
 134 Some early works [18][19] in bark research have interestingly been attempted
 135 using artificial neural networks (ANN) as classifiers. In 2006, Gabor wavelets
 136 were used to extract bark texture features and applied to a radial basis proba-
 137 bilistic neural network (RBPNN) for classification [18]. It achieved around 80%
 138 accuracy on a dataset of 300 bark images. GLCM features have also been used
 139 in combination with fractal dimension features to describe the complexity and
 140 self-similarity of varied scaled texture [19]. They used a 3-layer ANN classifier on
 141 a dataset of 360 images having 24 classes and obtained an accuracy of 91.67%.
 142 However, this was before the emergence of deep learning convolutional neural
 143 networks for image recognition.

144
 145 Recently, there have been few attempts to identify trees from only bark informa-
 146 tion using deep-learning. LIDAR scans created depth images from point clouds,
 147 which were applied to AlexNet resulting in 90% accuracy, using two species only
 148 - Japanese Cedar and Japanese Cypress [24]. Closer to our study with RGB
 149 images, patches of bark images have been used to fine-tune pre-trained deep
 150 learning models [15]. With constraints on the minimum number of crops and
 151 projected size of tree on plane, they attained 96.7% accuracy, using more than
 152 10,000 patches for 221 different species. However, the report lacked clarity on the
 153 CNN architecture used and the experiments were performed on private data pro-
 154 vided by a company, therefore inaccessible for comparisons. Image patches were
 155 also used for transfer-learning with ResNets to identify species from the BarkNet
 156 dataset [8]. This work obtained an impressive accuracy of 93.88% for single crop
 157 and 97.81% using majority voting on multiple crops. However, BarkNet is a large
 158 dataset having 23,000 high-resolution images for 23 classes, which significantly
 159 reduces the challenges involved. We draw inspiration from these works and build
 160 on them to study an even more challenging dataset - Bark-101 [25].

161 3 METHODOLOGY

162 Our methodology presents a plan of actions consisting of four main components:
 163 *Image re-scaling, patch-extraction, fine-tuning pre-trained CNNs* and *majority*
 164 *voting analysis*. The following sections discuss our work-flow in detail.

165 3.1 Dataset

166 In our study, we chose the Bark-101 dataset. It was developed from PlantCLEF
 167 database, which is part of the ImageCLEF challenges for plant recognition [21].

168 Bark-101 consists of a total of 2587 images (split into 1292 train and 1295 test
 169 images) belonging to 101 different species. Two observations about Bark-101 ex-
 170 plain the difficulty level of this dataset. Firstly, these images simulate real world
 171 conditions as PlantCLEF forms their database through crowdsourced initiatives
 172 (for example from mobile applications as Pl@ntnet [1]). Although the images
 173 have been manually segmented to remove unwanted background, Bark-101 still
 174 contains a lot of noise in form of mosses, shadows or due to lighting conditions.
 175 Moreover, no constraints were given for image sizes during Bark-101 preparation
 176 leading to a huge variability of size. This is expected in practical outdoor set-
 177 tings where tree trunk diameters fluctuate and users take pictures from varying
 178 distances. Secondly, Bark-101 has high intra-class variability and low inter-class
 179 variability which makes classification difficult. High intra-class variability can
 180 be attributed to high diversity in bark textures during the lifespan of a tree.
 181 Low inter-class variability is explained by the large number of classes (101) in
 182 the dataset, as a higher number of species imply higher number of visually alike
 183 textures. Therefore, Bark-101 can be considered a challenging dataset for bark
 recognition.



Fig. 1. Example images from Bark-101 dataset.

184

185 3.2 Patch preparation

186 In texture recognition, local features can offer useful information to the clas-
 187 sifier. Such local information can be obtained through extraction of patches,
 188 which means decomposing the original image into smaller crops or segments.
 189 Compared to semantic segmentation techniques that use single pixels as input,
 190 patches allow to capture neighbourhood local information as well as reduces ex-
 191 ecution time. These patches are then used for fine-tuning a pre-trained CNN
 192 model. Thus, the patch extraction process also helps to augment the available
 193 data for training CNNs and is particularly useful when the number of images
 194 per class is low, as is the case with Bark-101 dataset.

195

196 Our study focused on using a patch size of 224x224 pixels, following the de-
 197 fault ImageNet size standards used in most CNN image recognition tasks today.
 198 However, when the range of image dimensions vary greatly within a dataset, it

199 is difficult to extract a useful number of non-overlapping patches from all im-
 200 ages. For example, in Bark-101, around 10 percent of the data is found to have
 201 insufficient pixels to allow even a single square patch of 224x224 size. Contrary
 202 to common data pre-processing for CNNs where images are randomly re-sized
 203 and cropped during data loading, we propose to prepare the patches beforehand
 204 to have better control in the patch extraction process. This also removes the risk
 205 of extracting highly deformed patches from low-dimension images. The original
 206 images are first upscaled by a given factor and then patches are extracted from
 207 them. In our experiments, we applied two different image re-scaling algorithms
 208 - traditional bicubic interpolation method [10] and a variant of super-resolution
 209 network, called efficient sub-pixel convolutional neural network (ESPCN) [29].

210 3.3 Image re-scaling

211 Image re-scaling refers to creating a new version of an image with new dimen-
 212 sions by changing its pixel information. In our study, we apply *upsampling* which
 213 is the process of obtaining images with increased size. However, these operations
 214 are not loss-less and have a trade-off between efficiency, complexity, smoothness,
 215 sharpness and speed. We tested two different algorithms to obtain high-resolution
 216 representation of the corresponding low-resolution image (in our context, reso-
 217 lution referring to spatial resolution, i.e. size).

218 **Bicubic interpolation** This is a classical image upsampling algorithm involv-
 219 ing geometrical transformation of 2D images with Lagrange polynomials, cubic
 220 splines or cubic convolutions [10]. In order to preserve sharpness and image
 221 details, new pixel values are approximated from the surrounding pixels in the
 222 original image. The output pixel value is computed as a weighted sum of pixels
 223 in the 4-by-4 pixel neighborhood. The convolution kernel is composed of piece-
 224 wise cubic polynomials. Compared to bilinear or nearest-neighbor interpolation,
 225 bicubic takes longer time to process as more surrounding pixels are compared
 226 but the resampled images are smoother with fewer distortions. As the destina-
 227 tion high-resolution image pixels are estimated using only local information in
 228 the corresponding low-resolution image, some details could be lost.

229 **Super-resolution using sub-pixel convolutional neural network** Super-
 230 vised machine learning methods can learn mapping functions from low-resolution
 231 images to their high-resolution representations. Recent advances in deep neu-
 232 ral networks called Super-resolution CNN (SRCNN) [12] have shown promising
 233 improvements in terms of computational performances and reconstruction accu-
 234 racy. These models are trained with low-resolution images as inputs and their
 235 high-resolution counterparts are the targets. The first convolutional layers of
 236 such neural networks perform feature extraction from the low-resolution images.
 237 The next layer maps these feature maps non-linearly to their corresponding
 238 high-resolution patches. The final layer combines the predictions within a spa-
 239 tial neighbourhood to produce the final high-resolution image.

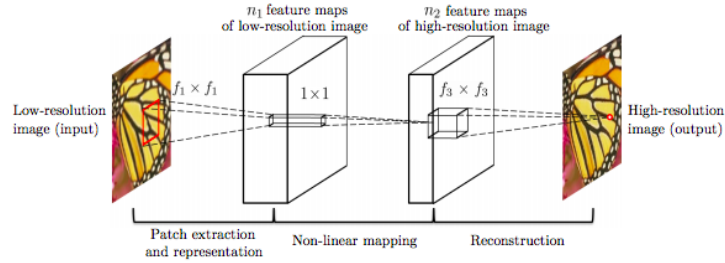


Fig. 2. SRCNN architecture [12].

240

241 In our study, we focus on the efficient sub-pixel convolutional neural network
 242 (ESPCN) [29]. In this CNN architecture, feature maps are extracted from low-
 243 resolution space, instead of performing the super-resolution operation in the
 244 high-resolution space that has been upscaled by bicubic interpolation. Addition-
 245 ally, an efficient sub-pixel convolution layer is included that learns more complex
 246 upscaling filters (trained for each feature map) to the final low-resolution feature
 247 maps into the high-resolution output. This architecture is shown in figure 3, with
 248 two convolution layers for feature extraction, and one sub-pixel convolution layer
 249 which accumulates the feature maps from low-resolution space and creates the
 250 super-resolution image in a single step.

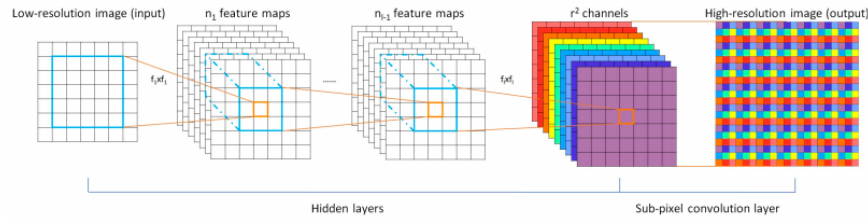


Fig. 3. Efficient sub-pixel convolutional neural network (ESPCN) [29].

251 3.4 CNN classification

252 The CNN models used for image recognition in this work are 3 recent architec-
 253 tures: Squeezenet [20], MobileNetV2 [28] and VGG16 [30]. Since Bark-101 is a
 254 small dataset, we apply transfer-learning and use the pre-trained weights of the
 255 models trained on the large-scale image data of ImageNet [11]. The convolutional
 256 layers are kept frozen and only the last fully connected layer is replaced with a
 257 new one having random weights. We only train this layer with the dataset to

258 make predictions specific to the bark data. We skip the detailed discussion of
 259 the architectures, since its beyond the scope of our study and can be found in
 260 the references for the original works.

261 3.5 Evaluation metrics

262 In our study, we report two kinds of accuracy: *patch-level* and *absolute*.

- 263 – **Patch-level accuracy** - Describes performance at a patch-level, i.e. among
 264 all the patches possible (taken from 1295 test images), we record what per-
 265 centage of patches has been correctly classified.
- 266 – **Absolute accuracy** - Refers to overall accuracy in the test data, i.e. how
 267 many among 1295 test images of Bark-101 could be correctly identified. In
 268 our patch-based CNN classification, we computed this by majority voting
 269 using 4 variants for resolving ties, described in the following section 3.6.

270 3.6 Majority Voting

271 Majority voting [23][35] is a popular label-fusion strategy used in ensemble-based
 272 classifiers [26]. We use this for combining the independent patch-level predictions
 273 into image-level results for our bark classification problem. In simple majority
 274 voting, the class that gets the largest number of votes among all patches is con-
 275 sidered the overall class label of the image. Let us assume that an image I can be
 276 cropped into x parent patches and gets x_1, x_2, x_3 number of patches classified
 277 as the first, second and third classes. The final prediction class of the image is
 278 taken as the class that has $\max(x_1, x_2, x_3)$ votes, i.e. the majority voted class.

279 However, there may be cases when more than one class gets the largest num-
 280 ber of votes. There is no one major class and ties can be found, i.e. multiple
 281 classes can have the highest count of votes. In our study, we examine few tie-
 282 breaking strategies from existing literature in majority voting [22][23][26][34][35].
 283 The most common one is *Random Selection* [23] of one of the tied classes, all of
 284 which are assumed to be equi-probable. Another trend of tie-breaking approaches
 285 relies on class priors and we tested two variants of class prior probability in our
 286 study. First, by *Class Proportions* strategy [34] that chooses the class having the
 287 higher number of training samples among the tied classes. Second, using *Class*
 288 *Accuracy* (given by F1-score), the tie goes in favor of the class having a better
 289 F1-score. Outside of these standard methods, more particular to neural network
 290 classifiers is the breaking of ties in ensembles by using Soft Max Accumulations
 291 [22]. Neural network classifiers output, by default, the class label prediction ac-
 292 companied by a confidence of prediction (by using soft max function) and this
 293 information is leveraged to resolve ties in [22]. In case of a tie in the voting pro-
 294 cess, the confidences for the received votes of the tied classes, are summed up.
 295 Finally, the class that accumulates the *Maximum Confidence sum* is selected.
 296

297 4 EXPERIMENTS

298 4.1 Dataset

299 **Pre-processing** As we used pre-trained models for fine-tuning, we resized and
 300 normalised all our images to the same format the network was originally trained
 301 on, i.e. ImageNet standards. For patch-based CNN experiments, no size transfor-
 302 mations were done during training as the patches were already of size 224x224.
 303 For the benchmark experiments with whole images, the images were randomly
 304 re-sized and cropped to the size of 224x224 during image-loading. For data aug-
 305 mentation purposes, torchvision transforms were used to obtain random hori-
 306 zontal flips, rotations and color jittering, on all training images.

307 **Patch details** Non-overlapping patches of size 224x224 were extracted in a
 308 sliding window manner from non-scaled original and upscaled Bark-101 images
 309 (upscale factor of 4). Bark-101 originally has 1292 training images and 1295 test
 310 images. After patch-extraction by the two methods, we obtain a higher count of
 311 samples as shown in table 1. In our study, 25% of the training data was kept for
 validation.

Table 1. Count of extracted unique patches from Bark-101.

Source Image	Train Validation Test		
Non-Scaled Bark-101	3156	1051	4164
Upscaled Bark-101	74799	24932	99107

312

313 4.2 Training details

314 We used CNNs that have been pre-trained on ImageNet. Three architectures
 315 were selected - Squeezenet, MobileNetV2 and VGG16. We used Pytorch to fine-
 316 tune these networks with the Bark-101 dataset, starting with an initial learning
 317 rate of 0.001. Training was performed over 50 epochs with the Stochastic gradi-
 318 ent descent (SGD) optimizer, reducing the learning rate by a factor of 0.1 every
 319 7th epoch.

320

321 ESPCN was trained from scratch for a factor of 4, on the 1292 original training
 322 images of Bark-101, with a learning rate of 0.001 for 30 epochs.

323 5 RESULTS AND DISCUSSIONS

324 We present our findings with the two kinds of accuracy described in section 3.5.
 325 Compared to absolute accuracy, patch-level accuracy provides a more precise

326 measure of how good the classifier model is. However, for our study, it is the
 327 absolute accuracy that is of greater importance as the final objective is to improve
 328 identification of bark species. It is important to note that Bark-101 is a challeng-
 329 ing dataset and the highest accuracy obtained in the original work on Bark-101
 330 [25] was 41.9% using Late Statistics on LBP-like filters and SVM classifiers. In
 331 our study, we note this as a benchmark value for comparing our performance
 332 using CNNs.

333 5.1 Using whole images

334 We begin by comparing the classification accuracy of different pre-trained CNNs
 335 fine-tuned with the non-scaled original Bark-101 data. Whole images were used
 336 and no explicit patches were formed prior to training. Thus, training was carried
 out on 1292 images and testing on 1295. Table 2 presents the results.

Table 2. Classification of whole images from Bark-101.

CNN	Absolute accuracy
Squeezenet	43.7%
VGG16	42.3%
MobilenetV2	34.2%

337

338 5.2 Using patches

339 In this section, we compare patch-based CNN classification using patches ob-
 340 tained by the image re-scaling methods explained in section 3.3.

341

342 In the following tables (3, 4 and 5), the column for *Patch-level accuracy* gives
 343 the local performance, i.e how many of the test patches are correctly classified.
 344 This number of test patches vary across the two methods - patches from non-
 345 scaled original and those from upscaled Bark-101 (see table 1). For *Absolute*
 346 *accuracy*, we calculate how many of the original 1295 Bark-101 test images are
 347 correctly identified, by majority voting (with 4 tie-breaking strategies) on patch-
 348 level predictions. Column *Random selection* gives results of arbitrarily breaking
 349 ties by randomly selecting one of the tied classes (averaged over 5 trials). In *Max*
 350 *confidence* column, the tied class having the highest soft-max accumulations is
 351 selected. The last two columns use class priors for tie-breaking. *Class proportions*
 352 selects the tied class that appears most frequently among the training samples
 353 (i.e. having highest proportion) while *Class F1-scores* resolves ties by select-
 354 ing the tied class which has higher prediction accuracy (metric chosen here is
 355 F1-score). The best absolute accuracy among different tie-breaking methods for
 356 each CNN model, is highlighted in bold.

357

358 **Patches from Non-Scaled Original Images** Patches of size 224x224 were
 359 extracted from Bark-101 data, without any re-sizing of the original images. The
 360 wide variation in the sizes of Bark-101 images resulted in a minimum of zero
 361 and a maximum of 9 patches possible per image. We kept all possible crops, re-
 362 sulting in a total of 3156 train, 1051 validation and 4164 test patches. Although
 363 the number of training samples is higher than that for training with whole im-
 364 ages (section 5.1), only a total of 1169 original training images (belonging to 96
 365 classes) allowed at least one square patch of size 224x224. Thus, there is data
 366 loss as the images from which not even a single patch could be extracted were
 excluded. Results obtained by this strategy are listed in Table 3.

Table 3. Classification of patches from non-scaled original Bark-101.

CNN model	Patch-level accuracy(%)	Absolute accuracy(%) by Majority Voting			
		Random selection	Max confidence	Class pro- portions	Class F1- scores
Squeezenet	47.84	43.47	44.09	43.17	43.63
VGG16	47.48	44.40	45.25	44.32	44.09
MobilenetV2	41.83	37.61	38.69	36.68	37.22

367

368

369 We observe that the patch-level accuracy is higher than absolute accuracy,
 370 which can possibly be explained due to the data-loss. From the original test data,
 371 only 1168 images (belonging to 96 classes) had dimensions that allowed at least
 372 one single patch of 224x224, resulting in a total of 4164 test patches. Around
 373 127 test images were excluded and by default, classified as incorrect, therefore
 374 reducing absolute accuracy. For patch-level accuracy, we reported how many of
 375 the 4164 test patches were correctly classified.

376

377 **Patches from Upscaled Images** The previous sub-section highlights the need
 378 for upscaling original images, so that none is excluded from patch-extraction.
 379 Here, we first upscaled all the original Bark-101 images by a factor of 4 and then
 380 extracted square patches of size 224x224 from them. Figure 4 shows an example
 381 pair of upscaled images and their corresponding patch samples.

382

383 We observe that among all our experiments, better absolute accuracy is ob-
 384 tained when patch-based CNN classification is performed on upscaled Bark-101
 385 images and shows comparable performance between both methods of upscaling
 386 (bicubic or ESPCN). The best classifier performance in our study is **57.22%**
 387 from VGG16 fine-tuned by patches from Bark-101 upscaled by bicubic interpo-
 388 lation (table 4). This is a promising improvement from both the original work
 389 [25] on Bark-101 (best accuracy of 41.9%) as well as the experiments using whole




Fig. 4. An example pair of upscaled images and sample patches from them. The left-most image has been upscaled by ESPCN and the right-most one by bicubic interpolation. Between them, sample extracted patches are shown where the differences between the two methods of upscaling become visible.

Table 4. Classification of patches from Bark-101 upscaled by bicubic interpolation.

CNN model	Patch-level accuracy(%)	Absolute accuracy(%) by Majority Voting			
		Random	Max con-fidence	Class pro-portions	Class F1-scores
Squeezenet	35.69	48.32	48.57	48.11	48.19
VGG16	41.04	57.21	56.99	57.22	57.14
MobilenetV2	33.36	43.73	43.60	43.83	43.60

Table 5. Classification of patches from Bark-101 upscaled by ESPCN.

CNN model	Patch-level accuracy(%)	Absolute accuracy(%) by Majority Voting			
		Random	Max con-fidence	Class pro-portions	Class F1-scores
Squeezenet	34.85	49.40	49.38	49.45	49.38
VGG16	39.27	55.86	55.75	55.76	55.75
MobilenetV2	32.12	42.19	41.78	41.93	41.85

390 images (best accuracy of 43.7% by Squeezenet, from table 2).

391

392

393

394

395

396

397

398

The comparison of tie-majority strategies shows that the differences are not substantial. This is because the variations can only be visible when many ties are encountered, which was not always the case for us. Table 6 lists the count of test images (whole) where ties were encountered. We observe that test images in the patch method with non-scaled original Bark-101, encounter 4-5 times more ties than when using upscaled images (bicubic or EPSCN). Our study thus corroborates that the differences among tie-breaking strategies are more considerable

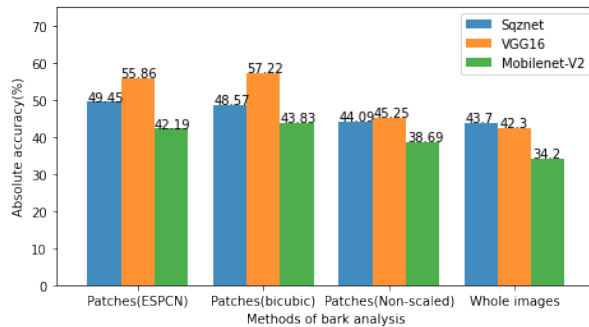


Fig. 5. Comparison of Bark-101 classification accuracy (absolute) using CNNs in this work. Best accuracy of 41.9% was obtained in the original work [25] using Late Statistics on LBP-like filters and SVM classifiers.

399 when several ties occur (table 3), than when fewer ties are found (tables 4 and 5).
 400 However, since the total number of test images in Bark-101 is 1295, the overall
 401 count of ties can still be considered low in our study. Nevertheless, we decided
 402 to include this comparison to demonstrate the difficulties of encountering ties
 403 in majority voting for patch-based CNN and investigate existing strategies to
 404 overcome this. It is interesting to observe (in table 3) that for patches extracted
 405 from non-scaled original Bark-101 (where there is a higher number of ties), the
 406 best tie-breaking strategy is the *maximum confidence sum*, as affirmed in [22]
 407 where the authors had tested it on simpler datasets (having a maximum of 26
 classes in the *Letter* dataset) taken from the UCI repository [14].

Table 6. Count of test images showing tied classes in majority voting.

Patch Method	Squeezenet	VGG16	MobileNetV2
Non-Scaled Original	217	283	274
Upscaled by Bicubic	52	45	45
Upscaled by ESPCN	50	46	63

408
 409 To summarise, we present few important insights. First, when the total count of
 410 training samples is low, patch-based image analysis can improve accuracy due
 411 to better learning of local information and also since the total count of training
 412 samples increases. Second, image re-scaling invariably introduces distortion and
 413 reduces the image quality, hence patches from upscaled images have a loss of fea-
 414 ture information. As expected, patch-level accuracy is lower when using patches
 415 from upscaled images (tables 4 and 5), compared to that of patches from non-
 416 scaled original images having more intact features (table 3). However, we also

417 observe that absolute accuracy falls sharply for patches taken from non-scaled
 418 original Bark-101. This is because several of the original images have such low
 419 image dimensions, that no patch formation was possible at all. Therefore, all
 420 such images (belonging to 5 classes, see section 5.2 for details) were by default
 421 excluded from our consideration, resulting in low absolute accuracy across all
 422 the CNN models tested. Thus, we infer that for datasets having high diversity
 423 and variation of image dimensions, upscaling before patch-extraction can ensure
 424 better retention and representation of data. Finally, we also observe that it is
 425 useful to examine tie-breaking strategies in majority voting compared to rely-
 426 ing on simple random selection. These strategies are particularly significant if a
 427 considerable number of ties are encountered.

428 6 CONCLUSION AND FUTURE WORK

429 Our study demonstrates the potential of using deep learning for studying chal-
 430 lenging datasets such as Bark-101. For a long time, bark recognition has been
 431 treated as a texture classification problem and traditionally solved using hand-
 432 crafted features and statistical analysis. A patch-based CNN classification ap-
 433 proach can automate bark recognition greatly and reduce the efforts required
 434 by time-consuming traditional methods. Our study shows its effectiveness by
 435 outperforming accuracy on Bark-101 from traditional methods. An objective
 436 of our work was also to incorporate current trends in image re-scaling and
 437 ensemble-based classifiers in this bark analysis, to broaden perspectives in the
 438 plant vision community. Thus, we presented recent approaches in re-scaling by
 439 super-resolution networks and several tie-breaking strategies for majority voting
 440 and demonstrated their impact on performance. Super-resolution networks have
 441 promising characteristics to counter-balance the degradation introduced due to
 442 re-scaling. Although for our study with texture data as bark, its performance
 443 was comparable to traditional bicubic interpolation, we hope to investigate its
 444 effects on other plant data in future works. It would also be interesting to de-
 445 rive inspiration from patch-based image analysis in medical image segmentation
 446 where new label fusion methods are explored to integrate location information of
 447 patches for image-level decisions. In future works, we intend to accumulate new
 448 state-of-art methods and extend the proposed methodology to other plant or-
 449 gans and develop a multi-modal plant recognition tool for effectively identifying
 450 tree and shrub species. We will also examine its feasibility on mobile platforms,
 451 such as smart-phones, for use in real-world conditions.

452 ACKNOWLEDGEMENTS

453 This work has been conducted under the framework of the ReVeRIES project
 454 (Reconnaissance de Végétaux Récréative, Interactive et Educative sur Smart-
 455 phone) supported by the French National Agency for Research with the reference
 456 ANR15-CE38-004-01.

457 **References**

- 458 1. Affouard, A., Goëau, H., Bonnet, P., Lombardo, J.C., Joly, A.: Pl@ntNet app in
459 the era of deep learning. In: ICLR: International Conference on Learning Repre-
460 sentations. Toulon, France (Apr 2017)
- 461 2. Barnea, E., Mairon, R., Ben-Shahar, O.: Colour-agnostic shape-based 3d fruit de-
462 tection for crop harvesting robots. *Biosystems Engineering* **146**, 57–70 (2016)
- 463 3. Begue, A., Kowlessur, V., Singh, U., Mahomoodally, F., Pudaruth, S.: Automatic
464 recognition of medicinal plants using machine learning techniques. *International*
465 *Journal of Advanced Computer Science and Applications* **8**(4), 166–175 (2017)
- 466 4. Bertrand, S., Ameur, R.B., Cerutti, G., Coquin, D., Valet, L., Tougne, L.: Bark
467 and leaf fusion systems to improve automatic tree species recognition. *Ecological*
468 *Informatics* **46**, 57–73 (2018)
- 469 5. Bertrand, S., Cerutti, G., Tougne, L.: Bark Recognition to Improve Leaf-based
470 Classification in Didactic Tree Species Identification. In: VISAPP 2017 - 12th
471 International Conference on Computer Vision Theory and Applications. Porto,
472 Portugal (Feb 2017)
- 473 6. Boudra, S., Yahiaoui, I., Behloul, A.: A comparison of multi-scale local binary pat-
474 tern variants for bark image retrieval. In: Battiato, S., Blanc-Talon, J., Gallo, G.,
475 Philips, W., Popescu, D., Scheunders, P. (eds.) *Advanced Concepts for Intelligent*
476 *Vision Systems*. pp. 764–775. Springer International Publishing, Cham (2015)
- 477 7. Boudra, S., Yahiaoui, I., Behloul, A.: Plant identification from bark: A texture
478 description based on statistical macro binary pattern. In: 2018 24th International
479 Conference on Pattern Recognition (ICPR). pp. 1530–1535. IEEE (2018)
- 480 8. Carpentier, M., Giguère, P., Gaudreault, J.: Tree species identification from bark
481 images using convolutional neural networks. In: 2018 IEEE/RSJ International Con-
482 ference on Intelligent Robots and Systems (IROS). pp. 1075–1081. IEEE (2018)
- 483 9. Cerutti, G., Tougne, L., Sacca, C., Joliveau, T., Mazagol, P.O., Coquin, D., Vaca-
484 vant, A.: Late Information Fusion for Multi-modality Plant Species Identification.
485 In: *Conference and Labs of the Evaluation Forum*. p. Working Notes. Valencia,
486 Spain (Sep 2013)
- 487 10. De Boor, C.: Bicubic spline interpolation. *Journal of mathematics and physics*
488 **41**(1-4), 212–218 (1962)
- 489 11. Deng, J., Dong, W., Socher, R., Li, L.J., Li, K., Fei-Fei, L.: Imagenet: A large-
490 scale hierarchical image database. In: 2009 IEEE conference on computer vision
491 and pattern recognition. pp. 248–255 (2009)
- 492 12. Dong, C., Loy, C.C., He, K., Tang, X.: Learning a deep convolutional network for
493 image super-resolution. In: Fleet, D., Pajdla, T., Schiele, B., Tuytelaars, T. (eds.)
494 *Computer Vision – ECCV 2014*. pp. 184–199. Springer International Publishing,
495 Cham (2014)
- 496 13. Fiel, S., Sablatnig, R.: Automated identification of tree species from images of the
497 bark, leaves or needles. In: 16th Computer Vision Winter Workshop. Mitterberg,
498 Austria (Feb 2011)
- 499 14. Frank, A.: Uci machine learning repository. <http://archive.ics.uci.edu/ml> (2010)
- 500 15. Ganschow, L., Thiele, T., Deckers, N., Reulke, R.: Classification of tree species
501 on the basis of tree bark texture. *International Archives of the Photogrammetry,*
502 *Remote Sensing and Spatial Information Sciences-ISPRS Archives* **42**(W13) (2019)
- 503 16. Goëau, H., Joly, A., Bonnet, P., Selmi, S., Molino, J.F., Barthélémy, D., Boujemaa,
504 N.: LifeCLEF Plant Identification Task 2014. In: Cappellato, L., Ferro, N., Halvey,
505 M., Kraaij, W. (eds.) *CLEF: Conference and Labs of the Evaluation Forum*. vol.
506 *CEUR Workshop Proceedings*, pp. 598–615. Sheffield, United Kingdom (Sep 2014)

- 507 17. Hemming, J., Rath, T.: Pa—precision agriculture: computer-vision-based weed
508 identification under field conditions using controlled lighting. *Journal of agricul-*
509 *tural engineering research* **78**(3), 233–243 (2001)
- 510 18. Huang, Z.K., Huang, D.S., Du, J.X., Quan, Z.H., Guo, S.B.: Bark classification
511 based on gabor filter features using rbpnn neural network. In: *International con-*
512 *ference on neural information processing*. pp. 80–87. Springer (2006)
- 513 19. Huang, Z.K., Huang, D.S., Du, J.X., Quan, Z.H., Guo, S.B.: Bark classification
514 based on gabor filter features using rbpnn neural network. In: *International con-*
515 *ference on neural information processing*. pp. 80–87. Springer (2006)
- 516 20. Iandola, F.N., Han, S., Moskewicz, M.W., Ashraf, K., Dally, W.J., Keutzer, K.:
517 Squeezenet: Alexnet-level accuracy with 50x fewer parameters andj 0.5 mb model
518 size. arXiv preprint arXiv:1602.07360 (2016)
- 519 21. ImageCLEF: Plantclef 2017 (accessed on 2020-04-15), [https://www.imageclef.](https://www.imageclef.org/lifeclef/2017/plant)
520 [org/lifeclef/2017/plant](https://www.imageclef.org/lifeclef/2017/plant)
- 521 22. Kokkinos, Y., Margaritis, K.G.: Breaking ties of plurality voting in ensembles of
522 distributed neural network classifiers using soft max accumulations. In: *IFIP In-*
523 *ternational Conference on Artificial Intelligence Applications and Innovations*. pp.
524 20–28. Springer (2014)
- 525 23. Malmasi, S., Dras, M.: Native language identification using stacked generalization.
526 arXiv preprint arXiv:1703.06541 (2017)
- 527 24. Mizoguchi, T., Ishii, A., Nakamura, H., Inoue, T., Takamatsu, H.: Lidar-based indi-
528 vidual tree species classification using convolutional neural network. In: *Videomet-*
529 *rics, Range Imaging, and Applications XIV*. vol. 10332, p. 103320O. International
530 Society for Optics and Photonics (2017)
- 531 25. Ratajczak, R., Bertrand, S., Crispim-Junior, C.F., Tougne, L.: Efficient Bark
532 Recognition in the Wild. In: *International Conference on Computer Vision Theory*
533 *and Applications (VISAPP 2019)*. Prague, Czech Republic (Feb 2019)
- 534 26. Rokach, L.: Ensemble-based classifiers. *Artificial Intelligence Review* **33**(1-2), 1–39
535 (2010)
- 536 27. Sa Junior, J.J.d.M., Backes, A.R., Rossatto, D.R., Kolb, R.M., Bruno, O.M.: Mea-
537 suring and analyzing color and texture information in anatomical leaf cross sec-
538 tions: an approach using computer vision to aid plant species identification. *Botany*
539 **89**(7), 467–479 (2011)
- 540 28. Sandler, M., Howard, A., Zhu, M., Zhmoginov, A., Chen, L.C.: Mobilenetv2: In-
541 verted residuals and linear bottlenecks. In: *Proceedings of the IEEE conference on*
542 *computer vision and pattern recognition*. pp. 4510–4520 (2018)
- 543 29. Shi, W., Caballero, J., Huszár, F., Totz, J., Aitken, A.P., Bishop, R., Rueckert,
544 D., Wang, Z.: Real-time single image and video super-resolution using an efficient
545 sub-pixel convolutional neural network. In: *Proceedings of the IEEE conference on*
546 *computer vision and pattern recognition*. pp. 1874–1883 (2016)
- 547 30. Simonyan, K., Zisserman, A.: Very deep convolutional networks for large-scale
548 image recognition. In: Bengio, Y., LeCun, Y. (eds.) *3rd International Conference*
549 *on Learning Representations, ICLR 2015, San Diego, CA, USA, May 7-9, 2015,*
550 *Conference Track Proceedings* (2015)
- 551 31. Smolyanskiy, N., Kamenev, A., Smith, J., Birchfield, S.: Toward low-flying au-
552 tonomous mav trail navigation using deep neural networks for environmental
553 awareness. In: *2017 IEEE/RSJ International Conference on Intelligent Robots and*
554 *Systems (IROS)*. pp. 4241–4247. IEEE (2017)
- 555 32. Tian, H., Wang, T., Liu, Y., Qiao, X., Li, Y.: Computer vision technology in
556 agricultural automation—a review. *Information Processing in Agriculture* **7**(1),
557 1–19 (2020)

- 558 33. Wan, Y.Y., Du, J.X., Huang, D.S., Chi, Z., Cheung, Y.M., Wang, X.F., Zhang,
559 G.J.: Bark texture feature extraction based on statistical texture analysis. In: Pro-
560 ceedings of 2004 International Symposium on Intelligent Multimedia, Video and
561 Speech Processing, 2004. pp. 482–485. IEEE (2004)
- 562 34. Woods, K., Kegelmeyer, W.P., Bowyer, K.: Combination of multiple classifiers
563 using local accuracy estimates. *IEEE transactions on pattern analysis and machine*
564 *intelligence* **19**(4), 405–410 (1997)
- 565 35. Xu, L., Krzyzak, A., Suen, C.Y.: Methods of combining multiple classifiers and
566 their applications to handwriting recognition. *IEEE transactions on systems, man,*
567 *and cybernetics* **22**(3), 418–435 (1992)