



HAL
open science

Emphasis on the Properties of Metal-Containing Zeolites Operating Outside the Comfort Zone of Current Heterogeneous Catalytic Reactions

Edwin Clatworthy, Stanislav Konnov, Florent Dubray, Nikolai Nesterenko,
Jean-pierre Gilson, Svetlana Mintova

► **To cite this version:**

Edwin Clatworthy, Stanislav Konnov, Florent Dubray, Nikolai Nesterenko, Jean-pierre Gilson, et al.. Emphasis on the Properties of Metal-Containing Zeolites Operating Outside the Comfort Zone of Current Heterogeneous Catalytic Reactions. *Angewandte Chemie*, 2020, *Chemie poröser funktioneller Materialien*, 132 (44), pp.19582-19600. 10.1002/ange.202005498 . hal-02968398

HAL Id: hal-02968398

<https://hal.science/hal-02968398v1>

Submitted on 26 Nov 2020

HAL is a multi-disciplinary open access archive for the deposit and dissemination of scientific research documents, whether they are published or not. The documents may come from teaching and research institutions in France or abroad, or from public or private research centers.

L'archive ouverte pluridisciplinaire **HAL**, est destinée au dépôt et à la diffusion de documents scientifiques de niveau recherche, publiés ou non, émanant des établissements d'enseignement et de recherche français ou étrangers, des laboratoires publics ou privés.

Emphasis on the properties of metal-containing zeolites operating outside the comfort zone of current heterogeneous catalytic reactions

Edwin B. Clatworthy,^[a] Stanislav V. Konnov,^[a] Florent Dubray,^[a] Nikolai Nesterenko,^[b] Jean-Pierre Gilson,^[a] Svetlana Mintova*^[a]

Dedication ((optional))



- [a] Dr. E.B. Clatworthy, Dr. S.V. Konnov, Mr. F. Dubray, Prof. J.-P. Gilson, Dr. S. Mintova
Laboratoire Catalyse et Spectrochimie (LCS)
Normandie Université, ENSICAEN, UNICAEN, CNRS
6 Boulevard du Maréchal Juin, 14050, Caen, France
E-mail: svetlana.mintova@ensicaen.fr
- [b] Dr. Nikolai Nesterenko
Total Research and Technology
Feluy, B-7181 Seneffe, Belgium

Abstract: The development of catalysts that can operate under exceptionally harsh and unconventional conditions is of critical importance for the transition of the energy and chemicals industries to low-emission and renewable chemical feedstocks. In this review we will highlight materials and more specifically metal-containing zeolite catalysts that have been tested under harsh reaction conditions such as high temperature light alkane conversion and biomass valorization. Particular attention will be given to studies that explore the stability and recyclability of metal-containing zeolite catalysts operating in continuous modes. Metal-containing zeolites are considered as an important class of catalysts operating outside the comfort zone of current heterogeneous catalytic reactions in both gas and liquid phase reactions. The relationship between the properties of the metal-containing zeolite and catalytic performance will be explored.

1. Introduction

The global energy system is undergoing a significant transition in response to a number of major challenges including the reduction of greenhouse gas emissions.^[1] Projections of the demand for liquids (transportation fuels and naphtha) over the next half-century predict an increase in the ratio of petrochemicals to fuels as the global population and living standards continue to rise.^[2] To satisfy both an increase in petrochemical production and a decrease in global emissions, alternative energy sources and processes will need to be established which will require the development of new catalysts possessing unique and exceptional properties.

Zeolites have proven to be game-changing materials in the petrochemical industry over the last 50 years, and due to their established position have the potential to readily facilitate the development of new and emerging petrochemical processes.^[3] Two examples include (1) the non-oxidative conversion of CH₄ and (2) the valorization of biomass. Both present attractive options for the production of H₂ and chemicals, however, they typically occur outside the comfort zone of conventional heterogeneous catalytic reactions. The conditions required for such reactions involve either high temperatures (> 550 °C) or hot aqueous solvents, making the control of the catalyst performance (activity, selectivity, and stability) exceptionally challenging.

It is well-known that metal-containing zeolites which operate at high temperature, in the presence of steam, or in hot aqueous solvents suffer from several types of irreversible damage including: (i) loss of dispersion of the metal phase,^[4] (ii) leaching of the metal phase,^[5] (iii) severe dealumination due to the reaction between volatile metals and framework Al,^[6] and (iv) acid/base

catalyzed hydrolysis of Si–O–Al/Si–O–Si bonds.^[7] In addition, the formation of coke from CH₄ and biomass-derived substrates can result in the poisoning of acid sites and the blocking of pores.^[8] Regeneration of the catalyst by calcination can remove coke deposits but often results in the sintering of the metal phase by Ostwald ripening and particle migration.^[9] The dispersion of the metal phase can be restored in some cases via a combination of reductive/oxidative treatments but it brings significant costs and reduces efficiency. Despite the general acceptance of these problems by both the industrial and academic communities, and the significance of these issues for industrial processes, they are seldom addressed in the open literature.

Significant progress has been made in the preparation of new zeolite structures and morphologies, such as nanozeolites and hierarchical zeolites, yet their stability and regeneration require further investigation and improvement. Several strategies to address the hydrothermal stability of zeolites have been developed:^[10] synthesis in fluoride media affording hydrophobic zeolites with a low number of defects,^[11] post-synthetic silane treatment to protect the zeolite surface from attack by condensed water,^[12] post-synthetic modification with phosphorous,^[13] or ion-exchange with rare-earth metals,^[14] resulting in reduced dealumination. However, some of these methods require the use of extremely hazardous reagents, such as HF, and can result in changes to the concentration, strength and access to acid sites.^[15] In addition, the relatively small number of comprehensive studies concerning the stability and recyclability of metal-containing zeolite catalysts operating in continuous modes presents as a significant obstacle to the identification and development of practical solutions to zeolite deactivation. Valuable lessons could be learned from FCC, MTO and other mature technologies (all requiring catalyst stability in harsh environments, such as high temperature in the presence of steam), but in these cases the catalytically active phases are monofunctional, *i.e.* contain Brønsted acid sites only.^[16] In comparison to conventional substrates derived from crude oil, crude biomass and biomass-derived molecules are usually processed in liquid (aqueous) phase and are typically of higher molecular weight and polarity, requiring the use of bifunctional catalysts.^[17] Solving the stability issues of metal-containing zeolites would significantly accelerate the development of advanced catalysts for processing natural gas and biomass feedstocks.


Zeolites (and zeotypes) that possess metals incorporated at the T-atom positions (tetrahedral Si or Al) of the framework are a promising class of materials for operating under harsh and unconventional reaction conditions. The substitution of T-atoms for metals such as Ti, V, Ga, Mo, Sn or W,^[18] can result in beneficial changes to the catalyst such as: (1) tailored selectivity

REVIEW

Edwin B. Clatworthy received his PhD (2019) from The University of Sydney, supervised by Assoc. Prof. Anthony F. Masters and Prof. Thomas Maschmeyer, on a combined investigation of homogeneous cobalt catalysts for water and biomass oxidation, and metal nitrides for photocatalytic hydrogen evolution. Currently, he is a postdoctoral researcher in the Laboratory of Catalysis and Spectrochemistry, Normandy University, CNRS, France. His current research interests focus on the synthesis of nanosized zeolites for applications in gas separation.



Stanislav V. Konnov received his PhD from Lomonosov Moscow State University, Laboratory of Kinetics and Catalysis, Russia in 2010, after which he joined A.V. Topchiev Institute of Petrochemical Synthesis (2010–2018). Currently, he is a postdoctoral researcher in the Laboratory of Catalysis and Spectrochemistry, Normandy University, CNRS, France. His research interests include synthesis and applications of porous solid materials, nanomaterials for energy and environmental catalysis.



Florent Dubray holds both an engineering title and a master degree in chemistry and material science from the University of Caen Normandy/ENSICAEN (2017), specializing in catalyst design and characterization. Currently, he is a PhD student in the Laboratory of Catalysis and Spectrochemistry, Normandy University, CNRS, supported by TOTAL, Research and Technology. His research interests focus on zeolite synthesis, specifically on the incorporation of transition metals in zeolites for catalytic applications. He is interested in the development of new methodology based on NMR and IR spectroscopy for characterization of zeolites and related porous materials.




Nikolai Nesterenko graduated cum-laude from Lomonosov Moscow State University (MSU), obtained PhD (Heterogeneous catalysis) in 2004 from University of Montpellier & MSU. He joined the R&D division of Total in 2005 in Belgium. Then, he completed EMBA (2014) at HULT International Business School in London (UK) and was appointed as the coordinator of R&D program on conversion of natural gas and the head of the Industrial Chair Laboratory between Total and ENSICAEN (France). Dr. Nesterenko has proven experience within refining and chemicals, biomass & natural gas upgrading, (co-) inventor of more than 100 patents; one of the key contributors in four industrializations of new technologies performed by Total.



Jean-Pierre Gilson is a Distinguished Professor at ENSICAEN, a University level French engineering school in Caen (France) where he also performs its research activities in the LCS (Laboratory of Catalysis and Spectrochemistry), a laboratory he directed for 3 terms of 4 years each. He is also an invited professor at the Dalian Institute of Chemical Physics and a foreign expert at Jilin University. Jean-Pierre had a dual industrial (UOP, Grace, Shell) and academic career and managed during a 4-year attachment the extra-mural research of the downstream activities of Total. He is the co-recipient of the Industrial Chair NanoCleanEnergy funded by ANR (the French National Research Agency) and Total. He was in charge of the discovery and commercial deployment of 3 catalysts while in industry. His scientific interests include the preparation and shaping of catalysts, in particularly zeolite-based ones, their characterization by advanced techniques, evaluation in model reactions. He is very active in promoting academic-industrial cooperation in the fundamental aspects of catalysis.



Svetlana Mintova is Director of Research, 1st class in CNRS, Laboratory of Catalysis and Spectrochemistry, Normandy University, CNRS, France and Invited Professor in China University of Petroleum (UPC), Qingdao, China. Mintova is the receiver of the Baron Axel Cronstedt award from FEZA 2014, the Donald Breck award from the IZA 2016, the "Le Prix La Recherche Chimie" 2016, and Shandong International Science and Technology Cooperation award 2019. Mintova is the Council member of the IZA, FEZA and GFZ, and the Chair of the "Synthesis Commission" of the IZA. Her scientific interests include preparation of porous materials, nanosized zeolites, films, coatings, composites and related applications.



due to uniformly dispersed metal atoms that can form either closed (non-hydrolyzed) or open (hydrolyzed) Lewis-acidic framework-metal sites;^[19] (2) high hydrophobicity due to the reduction in the number of silanol defect sites;^[20] (3) improved mass transfer (in comparison with their impregnated or ion-exchanged counterparts) due to the absence of metal particles that are formed within the micropores during post treatment procedures;^[21] (4) improved stability of the metal phase due to its high dispersion at low loading in the zeolite framework (reduced Ostwald ripening and metal mobility); and (5) reduced coking rate due to the high distance between/low density of active sites. However, the stability of the metal phase will depend significantly on the preferred coordination environment of the metal as a consequence of its electronic properties and ionic radius, as well as the nature of the site occupied by the metal for any given type of framework. In this review we highlight metal containing zeolites operating outside the "comfort zone" of current heterogeneous catalytic reactions. To that end we focus on research efforts over the last decade to develop materials that demonstrate stability under (i) high temperature (≥ 550 °C) conditions for gas phase hydrocarbon reactions, such as propane dehydrogenation and non-oxidative conversion of CH₄, and (ii) aggressive liquid phase conditions such as hot (≥ 100 °C) aqueous solvents used for

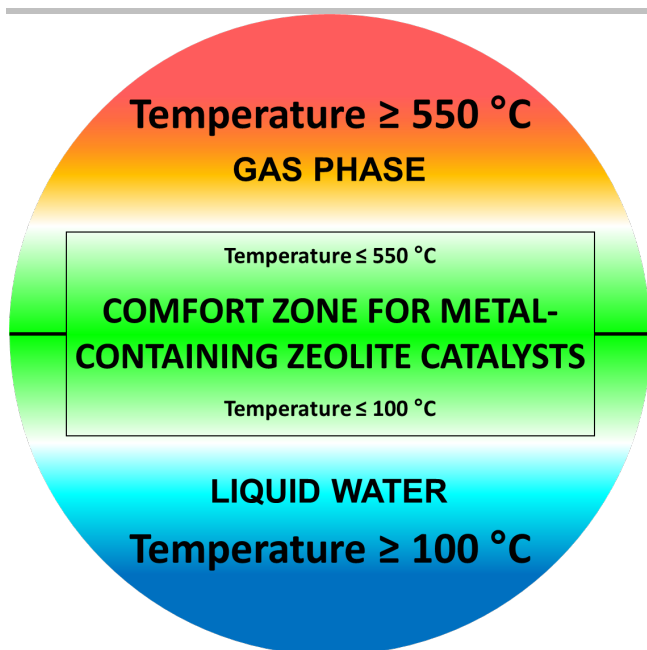


Figure 1. Conditions for metal-containing zeolite catalysts working inside and outside of the “comfort zone” defined here as, ≥ 550 °C for gas phase alkane conversion, and ≥ 100 °C for liquid water phase biomass valorization.

biomass valorization reactions (Figure 1). Zeolite catalysts used in industrial and emerging processes at temperatures above 500–550 °C, particularly in the presence of steam, begin to significantly suffer from dealumination, metal migration, and in the case of CH_4 conversion with Mo-ZSM-5, reaction of framework Al.^[6, 22] In addition, much attention has been directed towards the behaviour of zeolites in water at temperatures around 100 °C, driven by the increasing interest in utilizing biomass feedstocks.^[23] For greater detail concerning topics touched upon in this review such as Lewis acid and Sn-containing zeolites,^[19, 24] metals in zeolites,^[18, 25] and catalytic applications of zeolites for emerging methane and biomass valorization processes,^[7a, 26] the reader is directed to these comprehensive sources. In this work, for each example we will seek to explore the relationship between the properties conferred by the introduction of the metal species into the zeolites and the catalytic behavior of the catalyst. For biomass valorization, particular attention will be given to catalytic testing performed in continuous modes as this allows for the clear evaluation of the catalyst stability.

2. High Temperature Alkane Conversion

2.1. Conversion of Light Alkanes

The main current types of dehydrogenation catalysts are not based on zeolites but require either metallic platinum (Oleflex Process) or chromium oxide supported catalysts (Catofin Process), both working in the presence of promoters.^[27] The deactivation of platinum-supported catalysts occurs primarily due to the agglomeration and sintering of platinum and the poisoning of active sites by coke. The addition of Sn as a promoter has been found to confer several beneficial geometric and electronic properties to Pt, such as improving the particle dispersion, as well

as reducing the acidity of the support, suppressing side reactions, and the transfer of coke from the Pt active sites to the support.^[27a] Similar to Pt-based catalysts, chromia-based catalysts deactivate due to the formation of coke and the sintering of the chromia active sites.^[28] However, upon regeneration, irreversible deactivation occurs due to the sintering of alumina that reduces the available surface area required to stabilize Cr^{6+} species, the incorporation of chromium species into the alumina framework, and the phase transition of γ - to θ - or even α -alumina at high temperatures.^[27a] Strategies to restrict the phase transformation of γ - to α -alumina have involved the doping of the support with metal oxides.^[29] Zeolites-based dehydrogenation catalysts have so far failed due to a lack of regenerability of the metal phase introduced mainly by ion-exchange or impregnation and located in extra-framework positions.

However, the use of zeolites as metal supports is an efficient way to obtain catalysts with highly dispersed metal species.^[30] The dispersion and stabilization of the metal is facilitated by confinement within the zeolite pore system and its interaction with the zeolite surface, reducing its migration and sintering. Metal-containing zeolites prepared by conventional ion-exchange/impregnation procedures have been investigated for the dehydrogenation of light alkanes, but are susceptible to sintering of the metal species.^[31] In addition, impregnation and ion exchange procedures do not always allow for careful control of the location of the metal on the support, resulting in catalysts with poor metal distribution and metal particles located mainly on the external surface of the catalyst.^[30-31]

Several recent strategies for improving the resistance to migration and sintering of the metal phase of metal-containing zeolites for propane conversion are highlighted (Table 1), including examples of zeolites containing extra-framework metal species only, extra-framework metal species prepared from framework metal precursors, and zeolites containing both framework and extra-framework metal species.

Corma *et al.* have developed an innovative approach for the preparation of subnanometric platinum species with high thermal stability in the cages, cups, and channels of zeolites.^[32] The novel materials were tested for propane dehydrogenation (PDH) in a fixed-bed reactor at 550–600 °C and in several oxidation-reduction cycles at 650–700 °C, and were compared with Pt-containing zeolite catalysts prepared by wet impregnation, *vide infra*.

Liu *et al.* achieved the preparation of subnanometric platinum (atomic Pt and Pt clusters) during transformation of a purely siliceous layered MCM-22 precursor to MCM-22 zeolite.^[32a] The Pt subnanometric species were introduced during the swelling of the lamellar MCM-22 precursor using an organic surfactant. Calcination of the precursor resulted in the encapsulation of the Pt species in the supercages and exterior cups. The reaction rate of the Pt species of the novel material was approximately 1.7 times higher than that of wet-impregnated material and demonstrated greater stability over multiple cycles. Oxidation-reduction cycles at 650 °C revealed that the Pt atoms and small Pt clusters were susceptible to aggregation, however, the size distribution of most of the Pt nanoparticles remained below 2 nm. Ultimately the procedure does not fully prevent the aggregation of the metal species but significantly improves their stability in comparison to the wet-impregnated material consisting of metal aggregates between 30 to 50 nm.

Another approach reported by Liu *et al.* involved the one-pot

REVIEW

synthesis of Pt and PtSn clusters stabilized by the presence of K⁺ in siliceous MFI zeolite confirmed by HAADF-HRSTEM.^[32b] The initial Pt@MFI and PtSn@MFI materials were prone to fast deactivation and sintering, however, the introduction of a controlled amount of K⁺ allowed for the preparation of subnanometric Pt clusters having a size ranging from 0.4 to 0.7 nm. The preferential location of the metal clusters in the sinusoidal channels of the MFI framework was attributed to the presence of template molecules at the intersectional voids and the greater volume of the sinusoidal compared to the straight channels. These materials (containing either Pt or PtSn clusters synthesized in the presence of K⁺) possessed significantly improved stability, attributed to the stabilizing effect of K⁺. The K-PtSn@MFI catalyst demonstrated an initial propane conversion rate of approximately 70% that decreased to approximately 50% after 70 h of operation, and a high selectivity to propylene (> 90%). The high catalytic performance was confirmed by three cycles of reaction-regeneration. The stability of the subnanometric PtSn clusters was demonstrated up to 700 °C after two oxidation-reduction cycles confirmed by HAADF-HRSTEM.

For zeolites containing both framework and extra-framework metal species, Wang *et al.* and Xu *et al.* independently reported on the use of zeolite BEA containing framework Sn to stabilize Pt species for PDH.^[33] Both reports begin with a similar synthetic strategy by dealumination of the zeolite BEA followed by different techniques for the incorporation of Sn atoms into the framework and the loading of Pt. Both studies reported the framework Sn sites facilitate the high dispersion of the Pt species. Wang *et al.*^[33a] reported their optimized catalyst (0.3 wt% Pt, 0.5 wt% Sn) lost only 13% of its initial propene formation rate over 12 h at 600 °C and that it was stable over four reaction cycles at 550 °C with > 99% selectivity to propylene. After reaction at 550 °C (5 h), Pt particles ≈1.6 nm could be observed indicating that not all of the Pt was stabilized, however, the size of the particles did not significantly increase after further reaction (12 h). TG analysis of the spent catalyst showed a weight loss of 0.6% indicating low coke formation. The healing of silanol defects was confirmed by FTIR spectroscopy, and the incorporation of Sn into the framework was investigated by XRD, diffuse reflectance UV/Vis spectroscopy and XPS. The stable activity and high selectivity to propylene of the catalyst was attributed to the strong interaction between the Pt clusters and framework Sn sites.

Xu *et al.*^[33b] reported their optimized catalyst (0.5 wt% Pt, 1.0 wt% Sn) demonstrated 50% conversion at the beginning of the reaction, decreasing to 45% over 48 h at 570 °C. The catalyst displayed consistent activity over two reaction cycles with up to 98% selectivity to propylene and low coke formation (2%, TGA). The Pt species were determined to be part of bimetallic Pt/Sn particles (average diameter of 1.26 nm) located on the surface of the zeolite at framework Sn sites. The incorporation of Sn into the framework was studied, and the high dispersion of the Sn and Pt species was attributed to the absence of reflections for SnO₂ and Pt⁰ in the XRD patterns. The chemical speciation of Sn from XPS measurements was reported as framework Sn(IV) coordinated to four Si–O–Si linkages, framework Sn(II) coordinated to two Si–O–Si linkages that interfaces with the Pt particle, and metallic Sn incorporated in the bimetallic Pt/Sn particles.

Attempts to employ zeolites containing first row transition metals for PDH have involved the preparation of cobalt confined in zeolite Beta. Adopting a procedure from Baran *et al.*,^[34] Chen *et al.*^[35] dealuminated zeolite Beta in nitric acid to form T-atom

vacancies, followed by mixing with a solution of cobalt(II) nitrate, and calcination at 600 °C. Calcination of the cobalt-loaded dealuminated zeolite Beta was inferred to extract framework Co²⁺ to form extra-framework CoO_x species. The high dispersion of the CoO_x species was attributed to presence of silanols created at T-atom vacancies. The best performing catalyst, with a 0.5 wt% Co loading, displayed a maximum propane conversion of 53%, plateauing to 40% after 6 h, and a selectivity to propylene > 98%. Regeneration of the catalyst at 600 °C for 2 h in air demonstrated consistent activity over three reaction cycles of 6 h before discernable deactivation during the fourth cycle. The similar activity between the calcined only and reduced samples was attributed to the reduction of CoO_x species to metallic Co during the dehydrogenation reaction.

Similar to their work on Co-BEA, Chen *et al.* attempted to prepare vanadium containing-BEA zeolites (0.5–10 wt% V) by post-synthetic dealumination and treatment with NH₄VO₃ solution.^[36] Characterization of the catalysts indicated the formation of extra framework polymeric vanadium species, in particular for high loadings (> 3 wt%). Catalysts with a low V loading (≤ 3 wt%) were claimed to possess monomeric and isolated V species bound to the zeolite framework, however, their exact nature was not determined. The catalysts were tested for PDH at 600 °C with the higher loaded catalysts (≥ 3 wt% V) showing similar activity; the activity dropped initially from approximately 40% conversion to 23% after 6 h, and a maximum propylene selectivity of 95% was observed. Higher V loadings were also attributed to higher coke formation due to the greater acidity of the catalyst. The stability of the catalyst was evaluated by regeneration every 2 h after 4 h on stream for a total of 16 h of operation demonstrating consistent behavior. Earlier work by Chalupka *et al.* and Trejda *et al.* on V-SiBEA (0.25–4.00 wt% V) prepared by a similar post-synthetic procedure observed that either framework or both framework and extra framework V⁵⁺ species were formed depending on the NH₄VO₃ concentration and pH of the solution.^[37]

In addition to cobalt and vanadium, the catalytic properties of framework and extra-framework iron-containing BEA and MFI type zeolites for monomolecular PDH were investigated by Yun and Lobo.^[38] Determination of Fe³⁺ in the MFI framework by XRD and diffuse reflectance UV/Vis revealed that after calcination at 480 °C a large fraction of the framework Fe³⁺ was retained, however, treatment with steaming at 700 °C resulted in the majority of Fe³⁺ migrating to extra-framework positions. With a propane feed of 5 mol% the calcined H-[Fe]ZSM-5 sample displayed a greater rate of dehydrogenation by a factor of 2.7 and 3.8 compared to the H-[Al]ZSM-5 and steamed H-[Fe]ZSM-5 respectively, and a higher relative rate of dehydrogenation to cracking compared to H-[Al]ZSM-5 (22 vs 0.36) at 530 °C. Comparison of the turnover frequencies (TOF) between the calcined Fe-MFI and Fe-BEA samples showed a negligible difference. The results indicate that the conversion of propane occurs mainly on the isolated framework Fe sites, compared to the extra-framework Fe sites, and that the zeolite pore size is not an important factor in the propane dehydrogenation reaction. However, with a higher propane feed (16 mol%) at 530 °C the conversion of the H-[Fe]ZSM-5 sample (7.2%) was lower than the H-[Al]ZSM-5 sample (18.7%), but the selectivity was higher (78 vs 20%). In addition, based on the change of the unit cell volume, approximately 50% of the Fe migrated to extra-framework positions during the reaction. Information concerning the

REVIEW

recyclability and catalyst stability over extended time periods was not reported.

Zeolites containing framework gallium have been studied for several decades due to their ability to dehydroaromatize propane and other light alkanes, and have been used as catalysts in the petrochemical industry since the mid-1980s in the joint UOP and BP Cyclar Process.^[39] The majority of investigations have been focused on maximizing the selectivity to aromatics while only a small number of investigations have discussed PDH, the first step of aromatization, typically reporting low selectivity and stability.^[40]

Choi *et al.* investigated PDH over gallosilicate MFI obtained by direct synthesis in the presence of (3-Mercaptopropyl)trimethoxysilane (MPS).^[40b] It was proposed that Si species of MPS are incorporated into the zeolite framework after hydrolysis of the trimethoxy groups. Simultaneously, the thiol group on the preserved Si-mercaptopropyl linkage interacts with the metallic ions facilitating the incorporation of metals into the zeolite pore structure during the crystallization step. The MPS was removed by calcination at 550 °C and it was hypothesized that, based on temperature-programmed desorption (TPD) data, extra-framework Ga species were formed in addition to framework Ga sites. It was observed that this synthetic approach allows for the preparation of gallosilicate MFI with a relatively higher concentration of strong Lewis acid sites and a reduced concentration of Brønsted acid sites. The catalytic evaluation of the MPS-gallosilicate MFI catalyst at 600 °C showed a significant increase in the selectivity to propylene compared with non-MPS gallosilicate MFI. The MPS-gallosilicate MFI catalyst was also compared with a prototypical chromia-alumina catalyst at 600 °C for 12 h. The MPS-gallosilicate MFI materials demonstrated a lower rate of deactivation and higher propylene yield, but a lower selectivity to propylene compared to the chromia-alumina catalyst (75% vs 85%). However, at higher levels of conversion the selectivity to propylene was reported to be higher than earlier reports in the literature for gallosilicates under similar conditions. This was attributed to the relatively lower number of Brønsted acid sites which are believed to be active for the oligomerization and cyclization steps of alkane aromatization.

Recently, Nakai *et al.* investigated high-silica Ga-BEA prepared by dry gel (DGC) conversion method for PDH at 650 °C, and compared it with Ga-BEA prepared by dealumination/wet impregnation and Ga-MFI.^[41] The DGC Ga-BEA showed superior performance in terms of propane conversion (54.3% at 15 min) and propylene yield (31.5% at 15 min) compared to the other catalysts, however, the propane conversion and propylene yield decreased to $\approx 35\%$ and $\approx 25\%$ respectively, after 6 h on stream. It was observed that the Ga-BEA catalyst with a higher Si/Ga ratio demonstrated a higher conversion of propane, higher yield of propylene, and lower formation of coke compared to the equivalent catalyst with a lower Si/Ga ratio. The superior performance of the Ga-BEA with a higher Si/Ga ratio was attributed to the relatively lower number of Brønsted acid sites and higher mesoporosity of the catalyst resulting in a lower amount of coke formation and higher diffusion of the reactant and products. However, information concerning the recyclability and catalyst stability was not presented.

From these examples it appears that the incorporation of an isolated metal species into the zeolite framework can be an effective strategy to obtain a catalyst whose active metal species have improved resistance to sintering, such as the stabilization of Pt on Sn-BEA. However, some metals appear to be relatively less

stable when incorporated into the zeolite framework resulting in the formation of extra-framework species, and changes in the catalytic behavior of the material are observed. Alternatively, the transformation of metals located at T-sites during calcination can result in the formation of extra-framework species with high dispersion, while optimizing the ratio between Brønsted and Lewis acid sites can have significant effects on the catalyst performance (Figure 2).

2.2. Fluid Catalytic Cracking

One of the most interesting examples of metal containing zeolites operating outside the comfort zone is zeolite Y stabilized by rare-earth (RE) metal ions for fluid catalytic cracking (FCC). FCC is a mature petrochemical process and the literature contains a broad range of investigations including FCC catalyst synthesis, testing and deactivation. For further details on various aspects of FCC the reader is directed to a number of excellent reviews.^[16a, 42] Despite the commercial employment of FCC for almost 80 years the technology is still facing the several challenges related to changes in the types of available feedstocks including non-conventional biomass-derived feeds, naphtha feeds and Fischer-Tropsch waxes.^[42b, 43] FCC catalysts typically operate around 500 °C in the reactor, *i.e.* within the “comfort zone”, but are exposed to up to 800 °C in the regenerator, *i.e.* outside the “comfort zone”.^[42a] Under such harsh conditions, including in the presence of steam during regeneration, the catalyst performance is strongly affected and dealumination of the zeolite becomes a significant problem. In addition to hydrothermal deactivation, FCC catalyst suffers from irreversible deactivation due to the presence of metal impurities in the feed.^[42a, 42c] Depending on the quality of the heavy fraction, the FCC feed may contain different amounts of metals such as Ni, Fe and V. They are produced when porphyrins decompose at high temperature and deposit on the catalyst surface, damage the zeolite structure, and favor dehydrogenation reactions that increase coke formation. The most common and detrimental metal-contaminant is V, which in addition to the aforementioned issues, in the presence of steam facilitates the loss of the catalyst surface area, loss of acid sites, and dealumination; a similar issue experienced by Mo/H-ZSM-5 during methane dehydroaromatization, *vide infra* section 2.3. Furthermore, V interacts with RE metal ions to generate low-melting point RE vanadates which destabilize the zeolite structure.^[44]

FCC catalysts are typically composed of (1) an active zeolite component (FAU structure with various levels of ultra-stabilization, the so-called US-Y), ion-exchanged with ammonium and/or RE salts, followed by calcination, (2) active matrix (alumina), (3) filler (clay), and (4) a binder (alumina and/or silica).^[42c, 45]

The introduction of RE metal ions (La³⁺, Ce³⁺, Sm³⁺, Gd³⁺, Dy³⁺) improves the stability and activity of the zeolite catalyst by reducing the loss of aluminum and by the promotion of the catalytic isomerization, cracking and alkylation of alkanes.^[46] A large number of investigations have been devoted to determining the coordination environment and effect of RE metal ions within zeolite Y. In the '70s and '80s it was recognized that Y zeolites

Table 1. Examples of metal-containing zeolites operating outside the “comfort zone” of current heterogeneous catalytic reactions: propane dehydrogenation (PDH) and methane dehydroaromatization (MDA).

Entry	Catalyst	Metal State (as synthesized) ^[a]	Synthesis Procedure	Reaction	Reaction Conditions	Performance ^[b]	Identified Deactivation Pathway	Ref.
1	Pt@MCM-22 (0.11 wt% Pt)	EFW	Pt introduction during swelling process of lamellar zeolite precursor	PDH	550 °C, 1 bar, WHSV = 3.2 h ⁻¹	Reaction rate: 0.6 mmol s ⁻¹ g ⁻¹ 5 reaction-regeneration cycles ^[c] 27 s ⁻¹ and 17 s ⁻¹ initial TOF ^[d]	Sintering, coke	[32a]
2	K-PtSn/MFI (0.45 wt% Pt, 0.90 wt% Sn, 0.65 wt% K)	EFW (Pt clusters)	One-pot synthesis in alkaline media	PDH	600 °C, 1 bar, WHSV = 1.8 h ⁻¹	Reaction rate: ~80 mmol s ⁻¹ g ⁻¹ 3 reaction-regeneration cycles	Coke	[32b]
3	0.3Pt/0.5Sn-Si-Beta (0.26 wt% Pt, 0.47 wt% Sn)	FW Sn + EFW Pt	Impregnation of dealuminated BEA zeolite	PDH	500–600 °C, 1bar, WHSV = 1 h ⁻¹	4.6 min ⁻¹ initial TOF, propylene formation rate 2.3 mol g ⁻¹ h ⁻¹ (550 °C), 3.1 mol g ⁻¹ h ⁻¹ (600 °C) Deactivation rate: 0.007 h ⁻¹ (550 °C) 4 reaction-regeneration cycles	Coke	[33a]
4	Pt/Sn 2.00-Beta (Si/Al = 440 ; Sn/Pt = 2.00 ; 0.5 wt% Pt)	PtSn alloys (EFW) attached to FW Sn	Post-synthetic incorporation of Sn in BEA framework followed by Pt introduction	PDH	570 °C, WHSV = 2400 h ⁻¹	114 s ⁻¹ TOF, Deactivation rate: 0.0063 h ⁻¹ 2 reaction-regeneration cycles	Coke	[33b]
5	0.5CoSiBeta (0.5 wt% Co)	EFW	Impregnation of dealuminated BEA zeolite	PDH	550–600 °C, 1 bar, WHSV = 0.4 h ⁻¹	32.9 h ⁻¹ TOF (550 °C), Deactivation rate: 21.1% (600 °C) ^[e] 4 reaction-regeneration cycles	Coke	[35]
6	V-Beta (3 wt% V)	FW + EFW	Impregnation	PDH	600 °C, 1 bar, WHSV = 0.6 h ⁻¹	0.02 s ⁻¹ initial, TOFs and 0.01 s ⁻¹ final TOF Deactivation rate: ~12.5% 4 reaction-regeneration cycles	Coke	[36]
7	H-[Fe]ZSM-5 (Si/Fe = 26, 48) Fe-BEA (Si/Fe = 15)	FW + minor EFW	Direct isomorphous substitution in alkaline media	PDH	460–530 °C, 1 bar, WHSV = 1.8 h ⁻¹ for experiments with low conversion (TOF and reaction rates)	TOF of dehydrogenation, mol s ⁻¹ (mol H ⁺) ⁻¹ x 10 ⁴ for H-[Fe]beta(15) 5.97 (550 °C)	Coke, demetallation	[38]
8	Ga-Beta (Si/Ga = 35)	FW + EFW	Direct isomorphous substitution in alkaline media	PDH	600 °C, 1 bar, the amounts of each catalyst were adjusted for a similar	TOFs ^[f] ~ 120–70 (5 h) mmol h ⁻¹ mol ⁻¹ ~ 45–30 (5 h) mmol h ⁻¹ mol ⁻¹	Coke	[40b]

					conversion level (~7%). 5% C ₃ H ₈ in N ₂ , 20 cm ³ min ⁻¹ .			
9	Ga-Beta-200 (Si/Ga = 177.7)	FW	Direct isomorphous substitution in alkaline media	PDH	650 °C, 1 bar, 10 mol% C ₃ H ₈ /90% He, 6.69 cm ³ min ⁻¹ , the amount of the catalyst was not provided.	X ~54–34% (6 h), Y ~32–25% (6 h),	Coke	[41]
10	Mo/HZSM-5 (Si/Al = 30; 2 wt% Mo)	EFW	Impregnation	MDA	Reaction: 700 °C, 1 bar, WHSV 0.8 h ⁻¹ . Regeneration: 700 °C, air	> 50% of initial Y of benzene over 100 reaction-regeneration cycles	Coke, dealumination	[6]
11	Mo/HZSM-5 (Si/Al = 20; 6 wt% Mo)	EFW	Impregnation	MDA	Reaction: 750 °C, 1 bar, WHSV 3.9 h ⁻¹ , 7h. Regeneration: 450 °C, air (SV 3000 h ⁻¹) with NO (NO/air = 1/50 vol/vol).	Benzene formation rates approximately the same after 8 reaction-regeneration cycles	Coke, dealumination	[59a]
12	Mo/H-ZSM-5 (Si/Al = 15; 5 wt% Mo)	EFW	Impregnation	MDA	Reaction: 700 °C, 1 bar. Regeneration: 450 °C, air	Methane conversion and benzene yield constant over 5 reaction-regeneration cycles	Coke, sintering at high temperature and Mo loading, dealumination	[59b]

^[a] FW = Framework metal sites, EFW = Extra-framework metal sites.

^[b] X, S, Y – Propane conversion, selectivity to propylene, and yield of propylene; TOF – turnover frequency; τ – time required for rates to decrease by a factor of e^{-1} .

^[c] The reaction rates were measured when the conversion of propane is lower than 10% and the values have been normalized to the amount of Pt in the catalysts.

^[d] Initial TOFs of various Pt-zeolite materials for propane dehydrogenation at 600 °C based on the exposed Pt sites determined by CO chemisorption and the exposed surface atoms according to the average particle size derived from electron microscopy and EXAFS results. The TOF values were calculated based on the initial propane conversion at kinetic regime (conversion below < 20%). The reaction conditions were the same as the catalytic tests described in the manuscript, but with a higher space velocity to achieve lower conversion [32b].

^[e] Deactivation rate relative to the maximum propane conversion at 6 h on stream.

^[f] TOFs were calculated based on the Brønsted acid site or the total acid site concentrations.

REVIEW

with a greater lanthanum content experienced dealumination to a lesser degree during steaming, and that during the calcination of exchanged zeolite Y the reduced water content allows La^{3+} cations to migrate into the sodalite cages.^[47] Later, van Bockhoven *et al.* observed that La^{3+} cations induce a polarization of the framework Al resulting in an increase of the Si–O–Al and Si–O–Si angles and the unit cell parameter.^[48] Furthermore, several recent studies have described a strengthening of the Al–O bond owing to an increase in the positive charge near the Al atom due to the polarization effect of $[\text{RE}(\text{OH})_n]^{(3-n)+}$ ($n = 1, 2$) and RE^{3+} from dehydration of $\text{RE}(\text{H}_2\text{O})_n^{3+}$.^[49]

From experimental and computational methods, Schüßler *et al.* reported that for both high (Si/Al = 4) and low (Si/Al = 1.2) silica faujasite the majority of La^{3+} cations are located within the sodalite cages as multinuclear OH-bridged cationic species while a relatively smaller amount of mononuclear La^{3+} species were located in the supercages. However, for the low silica faujasite, the more negative Al-rich framework improved the stability of bare La^{3+} species located in the supercage.^[50] More recently, Zhang *et al.* proposed that multi-core RE bridging structures that have a greater oxygen content are responsible for the stabilisation of the zeolite by RE metal ions.^[51] Using quantum mechanical calculations, Louwen *et al.* reported that the improved stability of zeolite Y (Si/Al = 3) upon the introduction of La^{3+} can be attributed to the increase in the energy barrier of dealumination.^[14] Overall, the literature concerning the introduction of RE metal ions into faujasite suggests an increase in the stability of Al under harsh conditions. Improved understanding of the nature of RE species and their electronic interaction with the zeolite framework over the last decade will serve to guide future advancements in catalyst stability under harsh conditions (Figure 2). In particular, the improved stability of the zeolite framework conferred by particular metals provides new research opportunities for FCC catalysts and the next generation of naphtha conversion catalysts as refiners will increasingly need to consider the direct conversion of crude to chemicals.^[52]

2.3. Non-Oxidative Conversion of Methane

The non-oxidative conversion of methane, such as methane dehydroaromatization (MDA), is an attractive reaction for the production of H_2 and chemicals, however, an evaluation of the reaction thermodynamics shows that the production of aromatic is unfavorable below 700 °C and the reaction is highly endothermic. The reaction is therefore significantly hindered by low substrate conversion, poor product selectivity, and catalyst deactivation due to the formation of coke.^[53] While the formation of coke can be treated with an optimized reaction-regeneration cycle, irreversible deactivation of the catalyst continues to occur over extended time periods.^[6, 54] Alternatively, the reaction temperature can be increased to favor the formation of aromatic products, however this results in severe coke formation and catalyst instability.^[55]

Under conventional MDA operating conditions, the typical Mo containing catalyst, obtained by impregnation on HZSM-5, deactivates due to the formation of a carbonaceous layer consisting of polyaromatic hydrocarbons at the external surface. This decreases the accessibility of the Brønsted acid sites in the zeolite micropores, restricts the access of molecules to the acid sites, and facilitates the sintering of molybdenum carbide species due to weak interactions with the zeolite surface.^[6a] In addition,

excessive heat treatment and the presence of water during the reaction, especially during the regeneration step, results in the dealumination of the zeolite. Under such conditions the Mo species become mobile and react with framework Al to form aluminum molybdates.^[6, 56] The degree of dealumination is strongly influenced by the Mo content and Si/Al ratio.^[6, 57] These new Mo species cannot form carbides, resulting in irreversible deactivation of the catalyst.^[8a, 58] Irreversible deactivation such as this prevents continuous recycling of the catalyst which is crucial due to the rapid formation of coke. Several strategies have been proposed to improve the stability of the catalyst during regeneration and to adapt metal-containing zeolites to harsh regeneration conditions (Table 1).^[6, 59]

Kosinov *et al.* investigated the structural and textural stability of HZSM-5 with different loadings of Mo in air at high temperature (550–700 °C).^[6] It was observed that high Mo loading lead to the formation of aluminum molybdate and irreversible damage to the zeolite framework during metal dispersion into the micropores when calcined above 550 °C. In comparison, low Mo loading (1–2%) significantly improved the oxidative stability of the catalyst. Mo species were predominantly located in the zeolite micropores as cationic mono- and di-nuclear Mo-oxo complexes, even at high calcinations temperature. At 2 wt% Mo loading the catalyst retained more than 50% of its initial activity after 100 reaction-regeneration cycles and demonstrated a substantially improved total aromatics yield. Another strategy to improve the stability of the catalyst has been to employ less harsh regeneration procedures. Ma *et al.* demonstrated the ability to remove carbon deposits by using 2% NO as a promoter in air.^[59a] The removal of coke began at 330 °C and complete removal was achieved at 450 °C, suppressing the migration and sublimation of Mo species and minimizing damage to the structure as confirmed by 8 reaction-regeneration cycles. Han *et al.* investigated the use of either oxidative or reductive regeneration treatments on Mo/H-ZSM-5 catalysts with different Mo loading (1–7 wt%).^[59b] It was observed for the optimized catalyst (5 wt% Mo) that oxidative regeneration at 450 °C was the most effective treatment attributed to the removal of Mo-associated graphite coke. Higher regeneration temperatures of up to 850 °C caused irreversible deactivation due to the sublimation of MoO_3 and the loss of Brønsted acidity. It was concluded that the selective recovery of Brønsted acid sites near Mo sites, rather than isolated acid sites, is sufficient to restore the catalytic activity in terms of benzene formation.

In addition to reducing the damage to the zeolite structure, optimizing the reaction and regeneration of the catalyst is of critical importance in order to reduce the migration and sintering of the metal phase. It is widely believed that the dispersion of the metal is the most important factor governing the activity of the MDA catalyst.^[60] However, despite decades of intensive investigation, the synthesis of zeolites with highly dispersed metal is exceptionally challenging. Very few examples of catalysts possessing metals with both high dispersion and stability have been reported in the literature for direct non-oxidative methane conversion. Two examples include lattice-confined single-iron sites embedded within a silica (SiO_2) matrix reported by Guo *et al.*, and nanoceria single-atom platinum catalysts reported by Xie *et al.*^[61] However, these non-zeolite materials operate at extremely high temperatures, above 950 °C. Recently our group reported the synthesis of single-site metal-containing MFI catalysts with superior stability up to 1000 °C.^[20, 62] The



Figure 2. Strategies for improving the performance of metal-containing zeolites catalysts for high temperature alkane conversion.

performance of such a highly stable single-site metal-containing MFI catalyst for MDA was evaluated.^[62b] We have shown that the structure of such a single-site metal-containing MFI catalyst remains intact even after exposure to CH₄ and air (reductive and oxidative) flow during consecutive reaction and regeneration steps. Steam treatment of the catalyst was also investigated demonstrating that Mo is fully retained within the framework of the nanozeolite catalyst. Furthermore, no silanols were observed after reaction-regeneration cycles or steaming of the catalyst. This further demonstrates that dispersed single-site metals introduced into the MFI zeolite framework stabilized the crystalline structure and prevented the formation of silanol defects.

Thus, despite decades of numerous investigations, the challenge of preparing a suitable MDA catalyst is still unmet. Special attention must be given to the dispersion of the metal phase as single-atom active sites are the most promising for high and stable catalytic performance (Figure 2); they allow for operation under the most favorable conditions (temperatures higher than 700 °C) dictated by thermodynamics. In consideration of this goal, new and innovative synthesis procedures will have to be developed, beyond conventional post-synthesis techniques.

3. Biomass Valorization

The valorization of biomass (e.g. cellulose, hemicellulose, lignin) to fuels and chemicals covers a large number of different reactions ranging from the conversion of raw feedstocks to the selective transformation of bio-derived molecules.^[7a] Many of these reactions involve the use of water as a solvent or co-feed at temperatures above 100 °C. The use of Lewis acid catalysts operating in water is one example that has received increasing attention due to the growing emphasis on the development of sustainable technologies and the use of non-hazardous

solvents.^[63] It has been reported that materials, such as Sn-Beta, can catalyze a number of different reactions in water using bio-derived substrates,^[64] and that metals located within the zeolite framework can provide better catalytic sites compared to extra-framework metal species.^[65] While heterogeneous Lewis acid catalysts (TS-1) have already found commercial success for selective oxidations in aqueous organic solvents,^[66] one of the most significant challenges is addressing the stability and recyclability of zeolite catalysts under aggressive conditions such as hot liquid water (HLW). As mentioned earlier, the behavior of metal-containing zeolites operating in hot (≥ 100 °C) aqueous solvents is typically associated with leaching of the metal sites, site restructuring, and amorphization of the zeolite structure.^[67] Alternatively, in the absence of an aqueous solvent, the reaction of raw biomass streams (lignin, glycerol) at high temperatures can result in the loss of acid sites and undesirable changes in catalyst activity due to the presence of alkali and alkaline earth metals,^[68] as well as the rapid and heavy coking of zeolite catalysts depending on the pore structure and nature of the acid sites of the zeolite.^[69]

Despite the enormous number of publications concerning biomass reactions catalyzed by both pristine and metal-containing zeolites the vast majority of these studies are conducted in batch mode, while information about the long-term stability and recyclability of these heterogeneous catalysts is reported much less frequently.^[67b] The fundamental goal is to obtain critical information about the reversible and irreversible deactivation of the catalyst. For this reason catalysts should not be evaluated at 100% of substrate conversion or at thermodynamic equilibrium as it is often reported.^[19] Ideally, experiments where the catalyst operates continuously need to be carried out in order to evaluate the performance and deactivation behavior of the catalyst. In this section a selection of zeolite catalysts containing metals, primarily in framework sites, will be discussed with application in reactions including the isomerization of sugars in HLW, the oxidation of pure glycerol and the dehydration of aqueous glycerol, and the hydrodeoxygenation (HDO) of phenol (Table 2).

3.1. Isomerization of Sugars

The heterogeneous catalytic conversion of sugars has received significant attention recently due to the exceptional activity and selectivity of Sn-Beta operating in water, and the potential for the chemo-catalytic valorization of cellulosic biomass to platform chemicals.^[70] In addition, zeolite Beta containing group 4 metals (e.g. Ti, Zr) and other Sn-containing zeolites (e.g. MFI) have also been the subject of numerous investigations by several groups,^[71] however questions concerning the catalyst activity and long term stability in HLW have persisted.^[72] The major developments of Sn-containing silica materials for catalytic applications up to 2016/17, including Sn-Beta, have been recently reviewed,^[24b] and zeolite Beta containing group 5 metals (e.g. V, Nb) for glucose conversion in HLW have recently been reported.^[73] For clarity, we note that both hydrophobic (low-defect) and hydrophilic (high defect) Sn-Beta can be prepared using either hydrothermal or post-synthetic procedures.^[74] However, hydrophobic Sn-Beta is typically reported as prepared by hydrothermal treatment in fluoride media while hydrophilic Sn-Beta is typically reported as prepared by post-synthetic procedures.

REVIEW

Following earlier studies performed in batch mode, several groups have investigated the activity of Sn-containing zeolites operating continuously. In 2016, Lari *et al.* investigated the influence of the framework type (MFI, MOR, FAU, BEA), preparation method (hydrothermally with OH^- or F^- , alkaline-assisted stannation), hydrophobicity, and solvent (H_2O , MeOH) on the activity and stability of Sn containing zeolites (0.90–1.87 wt% Sn) for the isomerization of dihydroxyacetone (DHA) and xylose under industrially relevant conditions, *i.e.* continuous operation in a fixed-bed reactor over 24 h.^[72] Determination of the turnover frequency (TOF) in batch mode for the conversion of DHA to lactic acid (LA) showed that the Sn-zeolites exhibited similar activity in HLW, while the Sn-BEA and Sn-FAU samples were significantly more active in MeOH. For the conversion of xylose to xylulose in batch mode, hydrothermally prepared Sn-BEA (F^-) was significantly more active than the other catalysts. For the conversion of DHA to LA in HLW in continuous mode, Sn-MFI hydrothermally prepared in the presence of OH^- was the most stable and selective material, retaining approximately half of its initial activity. Greater loss in long-term stability was observed for the other catalysts. For the conversion of xylose to xylulose in HLW, hydrothermally prepared Sn-MFI (OH^-) was the most stable material, losing negligible activity. Hydrothermally prepared Sn-MFI (F^-) and Sn-BEA (F^-) retained $\approx 80\%$ of their initial activity, followed by Sn-MFI and Sn-MOR prepared by alkaline-assisted stannation (both $\approx 60\%$), and Sn-BEA and Sn-FAU prepared by alkaline-assisted stannation retained the least amount of activity (25 and 8%). The greater stability of hydrothermally prepared Sn-MFI and Sn-BEA was attributed to the higher quality of their Sn sites and greater hydrophobicity. In HLW, the decrease in activity and selectivity was primarily due to amorphization of the zeolite framework and the loss of active Sn sites due to conversion to extra-framework positions and/or leaching. These effects could be mitigated by performing the reaction in MeOH, however, fouling and leaching became significantly pronounced for the MFI-type catalysts. Similar work by van de Graaff *et al.* conducted in batch mode on Sn-containing BEA, MOR, MFI and MWW reported that only the 12 MR zeolites (BEA, MOR) could perform glucose isomerization effectively whereas 10 MR zeolites (MFI, MWW) hardly converted glucose ascribed to the strong confinement of the carbohydrate substrate in the narrower MFI and MWW pores.^[75]

Continuous flow experiments by Padovan *et al.* using Sn-Beta prepared by post-synthetic solid-state stannation (10 wt% Sn) showed a loss of over 90% of the initial activity for glucose isomerization in HLW after 30 h and negligible improvement after reactivation. However, significantly better stability and regenerability was observed when operating in MeOH.^[76] Using Sn-Beta prepared by the same post-synthetic technique, the same group investigated the effect of the MeOH:H₂O ratio. The continuous operation of Sn-Beta for 1366 h (57 days) with two regeneration steps was achieved in MeOH:H₂O (99:1), with the conversion of fructose maintained at $> 70\%$ and the methyl lactate selectivity at $> 60\%$. Subsequent work by the same group investigated the mechanism of deactivation of Sn-Beta (prepared by post-synthetic solid-state stannation) during continuous-mode glucose isomerization in MeOH and a solvent mixture of MeOH:H₂O of 9:1. The presence of water minimizes the accumulation of carbonaceous residues in the pores and reduces the loss of Sn–OH and Si–OH groups, *i.e.* minimizing changes to the coordination sphere of active sites.^[77] Investigation of the

preparation method and Sn loading for continuous operation in MeOH has also been investigated.^[78]

Work by van der Graaff *et al.* investigated the deactivation mechanism of Sn-Beta operating in continuous mode during the isomerization of glucose in HLW.^[79] Sn-Beta prepared hydrothermally with seeds in HF (1.79 wt% Sn) suffered the strongest deactivation in the first six hours, losing $\approx 70\%$ of its initial activity after 24 h, and stabilizing at $\approx 20\%$ conversion. Regeneration of the catalyst by calcination could partially restore the initial activity, deactivating at a similar rate to the fresh catalyst. Catalyst deactivation was attributed to carbonaceous deposits in the micropores and framework damage evidenced by increased mesoporosity upon repeated use, but no Sn leaching was observed. In comparison, Sn-Beta prepared by post-synthetic stannation (3.80 wt% Sn) demonstrated lower activity, stabilizing at $\approx 5\%$ conversion after 24 h. Deactivation of the catalyst was attributed to the loss of micropore volume, framework damage evidenced by the formation of mesopores, and a small amount of Sn leaching. Improved stability of the hydrothermally prepared Sn-Beta could be achieved by operating in a mixture of EtOH:H₂O of 9:1 resulting in similar micro- and mesopore values to the fresh catalyst. Additional continuous flow experiments performed in demineralized water and aqueous DHA indicated de-silication took place as well as the loss of micropore volume and formation of mesopores, suggesting framework damage. In addition, the formation of SnO₂ particles was also surmised indicating that even if Sn loss does not appear to occur, site restructuring from framework to extra framework species may happen.

From the above results, consistent with previous batch reaction studies, hydrothermally prepared Sn-containing zeolite catalysts in fluoride media typically exhibit better overall activity and stability compared to post-synthetically prepared catalysts for sugar conversion in HLW. This is attributed primarily to the differences in hydrophobicity and silanol content. The investigation of either hydrophobic or hydrophilic Ti- and Sn-Beta zeolites in batch mode has revealed how the effect of different micropore environments can result in differences in the catalyst activity in HLW.^[74, 80] In general, hydrophobic Ti- and Sn-Beta zeolites display greater activity (*e.g.* moles of product generated per mole of metal site, turnover rates, and first-order rate constants) than their hydrophilic counterparts. However, exposure to HLW over time reduces the hydrophobicity of the micropores due to an increase in the number of silanols that act as initiation points for structural amorphization and stabilize extended networks of water molecules. This results in an apparent increase in the free-energy barriers for glucose-fructose isomerization.^[81] Furthermore, the choice of framework (*e.g.* BEA vs MFI) will result in different catalytic activity and stability as a consequence of the pore geometry, active site location, and synthesis procedure. However, while hydrothermally prepared materials are typically more stable, their activity in HLW over time will decrease due to the increasing density of silanols, framework amorphization, loss of framework tetrahedral Sn sites either by leaching or restructuring, and coke formation.^[72, 79, 81a] A promising strategy to address these issues has involved variation of the solvent as mentioned earlier while other approaches identified have included surface modification using organosilanes.^[81a]

Table 2. Examples of metal-containing zeolites operating outside the “comfort zone” in biomass valorization reactions.

Entry	Catalyst	Metal State (as synthesized) ^[a]	Synthesis Procedure	Reaction	Reaction Conditions ^[b]	Identified Deactivation Pathways	Ref
1	Sn-MFI (0.9, 1.39, 1.87 wt% Sn)	FW + EFW	Direct isomorphous substitution in fluoride or hydroxide media, and post-synthetic isomorphous substitution	Isomerization of dihydroxyacetone (DHA), pyruvaldehyde (PAL) and xylose (XYLO)	Batch experiments: 110 °C, autogenous pressure, substrate/tin molar ratio of 1000	Metal leaching, fouling, site restructuring, amorphization	[72]
	Sn-MOR (1.65 wt% Sn)				10 ml of a 0.33 M aqueous or methanol solution of DHA or PAL, or a 0.33 M aqueous solution of D-xylose		
	Sn-BEA (1.40, 1.71 wt% Sn)				Continuous experiments: 110 °C, 25 bar, 0.05–0.25 g catalyst, liquid feed 0.2 cm ³ min ⁻¹ , 0.33 M DHA/H ₂ O, XYLO/H ₂ O 0.4 cm ³ min ⁻¹ , 0.33 M DHA/MeOH		
	Sn-FAU (1.72 wt% Sn)						
2	Sn-BEA (10 wt% Sn)	FW + EFW	Post-synthetic isomorphous substitution	Glucose isomerization	Continuous experiments. 110 °C, 5–10 bar 1 wt% glucose in MeOH and H ₂ O	Coke and amorphization	[76]
3	Sn-Beta (2, 10 wt% Sn)	FW + EFW	Post-synthetic isomorphous substitution	Glucose isomerization	Glucose/Sn and K ⁺ /Sn molar ratios of 50 and 0.5, respectively Continuous experiments: 110 °C, 10 bar, contact time 0.22–0.32 min	Loss of Sn–OH and Si–OH sites due to the interaction with methanol solvent, coke	[77]
	Sn-Beta (1, 2, 5, 10 wt% Sn)	FW + EFW	Direct hydrothermal synthesis in fluoride media	Glucose isomerization	Continuous experiments: 110 °C, 10 bar 1 wt% of glucose in pure MeOH, 0.6–1.4 cm ³ min ⁻¹ Batch experiments: 160 °C, 40 mg catalyst and 2.5 cm ³ of a 125 mM aqueous glucose solution	Loss of metal-OH sites due to interaction with methanol solvent	[78]
5	Sn-Beta (Si/Sn = 108; 1.79 wt% Sn)	FW + minor EFW	Direct isomorphous substitution in fluoride media or post-synthetic Sn incorporation	Glucose isomerization	Continuous experiments: 90–100°C, 125–250 mg of catalyst, 125 mM glucose solution, WHSV 0.7–3.0	Coke, amorphization, metal leaching	[79]
	Sn-Beta (Si/Al = 100; 3.8 wt% Sn)						
6	Fe-MFI (0.78 wt% Fe)	FW + EFW	Direct isomorphous substitution in alkaline media followed by steaming	Gas-phase oxidation of Glycerol (GLY) to DHA	Continuous experiments: 350°C, 1 atm, GLY 0.012 cm ³ min ⁻¹ , 3–9 vol % O ₂ in N ₂ 50–400 cm ³ min ⁻¹ , GHSV 52900 h ⁻¹ .	Minor sintering	[86]

REVIEW

7	Fe-MFI (Si/Al = 12, 23, 60; 0.15–2.3 wt% Fe)	FW + EFW	Post-synthetic isomorphous substitution	Dehydration of GLY to Acrolein	Continuous experiments: 320 °C, 1 atm, feed 40 wt% GLY in H ₂ O 0.1 cm ³ min ⁻¹ N ₂ or air 15 cm ³ min ⁻¹ GHSV 2770 h ⁻¹ .	Coke	[88]
8	Fe-MFI (Si/Al = 45, 60; 0.6 wt% Fe)	FW	Direct isomorphous substitution in alkaline media and post-synthetic isomorphous substitution	Glycerol oxidehydration to acrolein and acrylic acid	Continuous experiments: 320 °C, 1 bar, GHSV = 2770 h ⁻¹ 40 wt% of glycerol in H ₂ O, 0.1 cm ³ min ⁻¹ + 15 cm ³ min ⁻¹ air	Coke	[90]
9	Ni/HZSM-5, Ni/Al ₂ O ₃ -HZSM-5 (Si/Al = 90 (zeolite); 9.3 wt% Ni, 19.3 wt% Al ₂ O ₃)	EFW	Impregnation	Phenol hydrodeoxygenation	Batch experiments: 200 or 250 °C, 0.01 mol phenol, 80 cm ³ H ₂ O, 0.5 g catalyst, 4 MPa H ₂ .	Sintering and extra-framework dealumination of Ni/Al ₂ O ₃ -HZSM-5, metal sintering and leaching of Ni/HZSM-5	[99]
10	Ni/HZSM-5, (10 wt% Ni)	EFW	Synthesis of colloidal Ni nanoparticles followed by grafting onto support	Phenol hydrodeoxygenation	Batch experiments: microreactor cell, 200 °C, 30 mg of catalyst 0.9 cm ³ of 0.56 M phenol, 5 MPa H ₂ .	N.A., NiO particles are however described as stable	[100]
11	Ni-Co/zeolite, Ni/zeolite HZSM-5 (SiO ₂ /Al ₂ O ₃ = 34; 10 wt% Ni + 10 wt% Co, or 21 wt% Ni)	EFW	Impregnation	Phenol hydrodeoxygenation	Batch experiments: 250 °C, 0.5 g (5.3 mmol) phenol, 10 g H ₂ O, 0.025 g catalyst 5 MPa H ₂ . Continuous experiments: 250 °C, 60 MPa, 0.3, 0.4, 0.5 g catalyst, 0.9 g/h phenol (3% water solution)	Coke, sintering, metal leaching	[101]
	HBeta (SiO ₂ /Al ₂ O ₃ = 25; 10 wt% Ni + 10 wt% Co)						
	HY (SiO ₂ /Al ₂ O ₃ = 12; 10 wt% Ni + 10 wt% Co)						
	ZrO ₂ (10 wt% Ni + 10 wt% Co)						

^[a] FW = Framework metal sites, EFW = Extra-framework metal sites.

^[b] For some publications other catalytic experiments were conducted that fall outside the scope of this review. Here, only relevant reaction conditions are stated.

3.2. Oxidation and Dehydration of Glycerol

The growth in biodiesel production from triglycerides over the last decade has significantly increased the availability of crude glycerol making it a target for valorization into a range of platform chemicals and aromatics.^[62] Investigation of pristine zeolites for the conversion of aqueous streams of glycerol revealed large pore zeolites performed better than small pore zeolites but severe deactivation occurred due to the leaching of acid sites and the formation of coke.^[63] Recent efforts concerning pristine and wet-impregnated metal-containing zeolites have shown that the introduction of mesoporosity, hierarchical or nanosized crystalline structures, modification by alkaline treatment or metal oxides, and the use of tandem catalytic processes can result in significant improvements in the performance of the catalyst.^[64] Specifically, isomorphously substituted Fe-MFI zeolites have been investigated for the catalytic conversion of both pure and aqueous streams of glycerol in continuous modes. While it is well known that calcination and steam treatment of Fe-containing zeolites results in the rearrangement of Fe sites from framework to extra framework positions,^[65] the formation of extra framework Fe species has been observed to be beneficial for catalyst stability and activity.

In 2015 Lari *et al.* investigated the gas phase oxidation of glycerol to DHA at 350 °C using a series of Al-free and Al-containing Fe-MFI-type zeolites, prepared hydrothermally or by dry-impregnation, and amorphous materials.^[66] In particular, minimizing the acid character and optimization of the redox active Fe sites was targeted in order to better control the selectivity towards DHA due to the temperature of the reaction. Catalyst screening revealed that reducing the concentration of Brønsted acid sites significantly reduces coke formation and the selectivity to dehydration reactions, however, extensive steaming increased the selectivity towards pyruvaldehyde and pyruvic acid due to the formation of large iron oxide particles. The optimized catalyst (hydrothermally prepared Fe-silicalite, 0.78 wt% Fe, steamed at 600 °C) was evaluated over 24 h. Characterization of the sample revealed the presence of both framework and extra framework Fe species, however, redox activity was attributed to the coordinatively unsaturated extra framework Fe species as framework Fe sites were expected to be fully coordinated. Over 24 h of time on stream the catalyst demonstrated exceptional stability with the conversion of glycerol remaining unchanged (\approx 70%) while the selectivity to DHA slightly decreased suggesting the extra framework Fe species had undergone a degree of sintering. The optimized Fe-MFI catalyst was further developed by the same group and evaluated as a technical catalyst demonstrating comparable activity to the pure zeolite over 72 h on stream.^[67]

In 2018, work by Diallo *et al.* focused on the dehydration of aqueous glycerol to acrolein at 320 °C using a series of post-synthetically isomorphously substituted Fe-MFI catalysts (0.15–2.0 wt% Fe) with varying Si/Al ratios of 12, 23 and 60.^[68] MFI zeolites with a higher Si/Al ratio afforded Fe-MFI with a lower Fe content and extra framework iron oxide species with greater dispersion. In comparison to pristine MFI, the introduction of Fe resulted in improved stability, conversion, and selectivity to acrolein over 8 h, with the best performing catalyst possessing the highest Si/Al ratio (60) and a relatively low Fe content (0.6 wt%). The catalyst demonstrated stable glycerol conversion and

acrolein for up to 24 h and after a subsequent 25 h after regeneration. In general, the increase of the Si/Al ratio afforded more stable catalysts, however, no clear relationship between the Si/Al ratio and coke content was observed. Interrogation of the coke species by a combination of techniques indicated that the formation of disperse extra framework Fe species helped to improve the oxidation of coke, reduce the loss of both the external surface area and micropore volume, and resulted in a change in the species of coke formed. This indicates the balance between the Si/Al ratio and Fe content is an important factor for activity as it affects both the spatial distribution of Fe species in the zeolite and coke formation (Figure 3). The dispersion of iron oxide particles is potentially linked to the Si/Al ratio, *i.e.* a higher Si/Al ratio results in greater dispersion, as it has been shown that the presence of Al facilitates the extraction of Fe from the framework.^[66, 69] Further work by the same group focusing on the synthesis procedure of the catalyst revealed differences in the product selectivity.^[90] Hydrothermally prepared Fe-MFI showed a greater selectivity to acrylic acid, attributed to a greater proportion of framework Fe³⁺ present, compared to the post-synthetically prepared samples, however, it was less stable than the post-synthetically prepared catalysts.

3.3. Hydrodeoxygenation of Phenol

The conversion of biomass such as lignin or algae to bio-oil by thermochemical processes such as catalytic fast pyrolysis (CFP) is one of the most promising strategies to utilize biomass for the sustainable production of fuels and chemicals.^[91] However, due to the significant content of impurities such as water and oxygen, bio-oils obtained from the CFP of biomass such as lignin must be upgraded by hydrodeoxygenation (HDO) before they can be used or blended with conventional petrochemical products.^[92] Zeolites have been a primary target of research efforts in both CFP and HDO, in particular ZSM-5, due to its selectivity towards gasoline-range alkenes and aromatics.^[93] While an enormous number of zeolites catalysts have been tested for optimizing the bio-oils obtained from CFP only a small number of studies have investigated the long-term stability of pristine zeolites,^[68a, 94] and to best of our knowledge, very little information concerning the long-term stability of metal-containing zeolites has been reported.^[95] For HDO, a large number of zeolite catalysts have been investigated,^[96] including metal-containing zeolites operating in HLW for HDO,^[96b, 97] and in continuous mode for the upgrading of bio-oils (Ni-HZSM-5).^[98] In particular, some studies have focused on the stability of the metal phase (prepared by wet-impregnation) for HDO reactions in HLW.

In 2012 Zhao *et al.* investigated the kinetics of aqueous phenol dehydrogenation between 160–220 °C under 5 MPa H₂ over Ni supported HZSM-5 (Ni/HZSM-5) or Ni supported HZSM-5 with γ -Al₂O₃ (Ni/Al₂O₃-HZSM-5) binder in batch mode.^[99] The introduction of γ -Al₂O₃ as a binder increased the reaction rate of the dehydrogenation of phenol, cyclohexanone and cyclohexene due to the highly dispersed Ni sites, however, dehydrogenation of cyclohexanol was faster over Ni/HZSM-5 due to the higher Brønsted acid site density. Both catalysts were prone to deactivation due to the conversion of Brønsted to Lewis acid sites, and sintering during the reaction and recycling of the catalyst. However, Ni sintering and leaching was less pronounced for Ni/Al₂O₃-HZSM-5 compared to Ni/HZSM-5. Stability experiments also revealed that the Al₂O₃ binder was susceptible to dissolution

REVIEW

in HLW, and the presence of carboxylic acids enhanced the leaching of Ni. This is of critical concern as bio-oils contain a significant amount of organic acids. Subsequent work by the same group showed that the treatment of Ni/HZSM-5 under a reducing atmosphere resulted in the formation of Ni⁰, prior to immersion in an acetic acid solution maintained under H₂, which prevented the leaching of Ni.^[100]

In 2016 Huynh *et al.* investigated the aqueous phase hydrodeoxygenation of phenol over bimetallic Ni-Co and monometallic Ni catalysts supported on different zeolites in batch and continuous modes, up to 24 h on stream at 250 °C.^[101] The best performance was observed using bimetallic Ni-Co over HZSM-5 (Ni-Co/HZSM-5) attributed to its high acid site strength and density, and superior hydrothermal stability, compared to H-Beta and HY zeolites. Both H-Beta and HY lost a significant degree of their BET surface area after 8 h on stream. After 24 h on stream the Ni-Co/HZSM-5 catalyst retained 100% conversion and 90% selectivity to deoxygenated products, however, no recycling experiments were performed. The presence of Co appeared to have a stabilizing effect, improving the particle dispersion and reducing metal leaching compared to the monometallic Ni/HZSM-5 catalyst. In addition, the Ni-Co/HZSM-5 catalyst produced less coke than the Ni/HZSM-5 catalyst, and retained a greater degree of its initial BET surface area after 24 h on stream. While both the Ni/HZSM-5 and Ni-Co/HZSM-5 catalysts lost similar degrees of Brønsted acid sites, the Ni-Co catalyst retained a greater degree of Lewis acid sites.

It is clear that the operation of zeolites in the presence of HLW remains a significant challenge, however, several strategies for improving the performance of metal-containing zeolites offer several paths forward (Figure 3). While significant advances have been made in the understanding of the structure and activity of metal-containing zeolites for certain reactions, e.g. glucose isomerization with Sn-Beta, similar efforts for other biomass

valorization reactions are needed. Across different reactions, such as glucose isomerization and glycerol conversion, employing zeolites with a relatively higher Si content/lower Brønsted acidity and possessing metals located in framework sites has proven to be beneficial for both the catalyst stability (increased hydrophobicity, low coke formation) and performance (high substrate conversion, product selectivity). Low metal loading (0.1–1 wt%) typically affords superior catalyst performance in terms of TOF and catalyst stability,^[78] however, it has been shown that this may require striking a balance between substrate conversion and product selectivity due to a loss in metal dispersion.^[86] The development of new strategies for preparing stable metal-containing zeolites for biomass valorization reactions in HLW will revolve around the type of the desired metal active site. It has been shown that the addition of γ -Al₂O₃ binder and the use of different metals affords superior catalyst stability where the metal phase is a nanoparticle,^[99, 101] however, the preparation and evaluation of framework-containing zeolites with a bimetallic configuration and added binder has yet to be demonstrated.

4. Conclusions and Outlook

As the global energy system continues evolving to satisfy both a growing population and a reduction in greenhouse gas emissions, zeolites will continue to play a central role in existing petrochemical and emerging bio-refinery processes. Metal-containing zeolites offer a surplus of opportunities for developing catalysts with desirable and bifunctional properties due to the numerous combinations of framework structures, zeolite morphologies, Si/Al ratios, active site morphologies, and types of metals.

In this review we have highlighted metal-containing zeolites operating outside the comfort zone for high temperature alkane reactions (≥ 550 °C) and biomass valorization in HLW (≥ 100 °C), prepared using a variety of strategies and possessing metal sites in various configurations. Specifically, strategies that revolve around the substitution of atoms at T-sites show that metals located at these positions can serve as catalytic sites located in the zeolite framework, as anchoring sites for catalytically active metals, and as precursors to highly disperse extra-framework catalytic sites formed during the post-synthetic treatment or catalytic reaction. This reinforces the importance of scrutinizing the activity and stability behavior of the catalyst as different metals clearly demonstrate different degrees of stability within the zeolite framework whereby the observed activity may represent a combination of behaviors from different sites, potentially exhibiting a synergistic interaction. For example, the preparation of Fe-MFI zeolite catalysts can result in the formation of both framework and extra-framework metal species, however, the former have been implicated as primarily responsible for the observed activity during PDH whereas the latter during the oxidation of glycerol.

As we have noted, determining the stability and recyclability of metal-containing zeolite catalysts under industrially relevant conditions is of critical importance yet infrequently reported. General deactivation pathways and stabilization strategies under different reaction conditions have been identified, but further targeted and in-depth analyses are required. Such studies emphasize how the knowledge and understanding of the catalyst behavior is critical for catalyst development from the laboratory

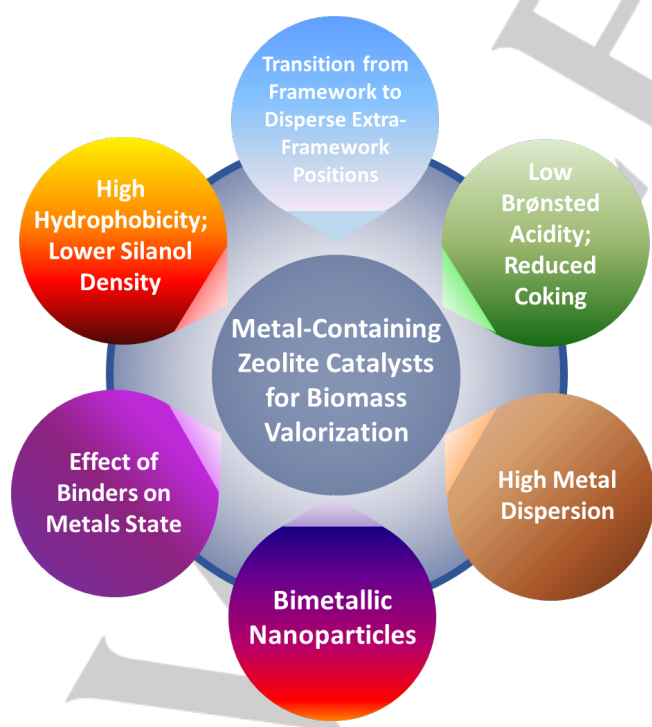


Figure 3. Strategies for improving the performance of metal-containing zeolites catalysts for biomass valorization outside the “comfort zone”.

REVIEW

scale to mature industrial processes, such as the effect of hydrophobicity on the micropore environment of Sn-Beta for glucose isomerization, and determination of the location of rare-earth metals in zeolite Y for FCC.

Despite over 50 years since zeolites revolutionized the oil refining and petrochemical industries a plethora of opportunities remain for exploring the activity and stability of zeolites for existing and emerging heterogeneous catalytic reactions. Recent developments concerning novel synthesis strategies for PDH catalysts, such as the use of Sn-Beta to stabilize Pt species, demonstrate that metal-containing zeolites may yet offer a competitive alternative to existing metal-alumina catalysts. As mentioned earlier, for emerging processes such as the CFP and HDO of biomass, issues concerning the long-term stability and regeneration of metal-containing zeolites remain open and will become increasingly important for the upgrading of pyrolysis oils. Similarly, for processes like the aqueous phase reforming of glycerol and phenol,^[102] and the conversion of hemicellulose,^[103] the majority of investigations have been performed in batch mode. Strategies such as steaming Al-rich US-Y to generate extra-framework Al species that stabilize the zeolite in HLW offer guidance for future work, however, sintering of the metal phase is still an issue.^[103c] Beyond biomass, the application of metal-containing zeolites for recycling processes represents even greater untapped potential despite the annual global amount of manufactured plastic is comparable to the annual global amount of wood-biomass used to produce bio-energy (≈ 380 Mt vs 369 Mt).^[104] A limited number of studies have focused on the pyrolysis of plastic waste, primarily using pristine zeolites.^[105] In combination with the availability and advancements of characterization techniques and computational modelling, the potential of metal-containing zeolites remains as great as ever.

Last but not least, it is important to keep in mind that commercially successful catalysts are:

- Shaped with a binder; these are not always inert and can interact with the zeolite, providing opportunities to further stabilize them.^[106]

- Loaded in dedicated unit to, for instance, meet the requirements of catalyst regeneration without stopping the commercial production of on-spec products. The chemical industry already provides innovative solutions such as the fluid (FCC for oil cracking) and moving (CCR Platforming for naphtha reforming and PDH) beds. It is likely that such solutions could be adapted to meet some of the requirements of the emerging catalysts discussed in this review and shorten the time between invention (laboratory discovery) and innovation (commercial deployment of an invention).^[107]

Acknowledgements

Financial support from Industrial Chair ANR-TOTAL "Nanoclean Energy" is acknowledged as well as from the Normandy Region through his RIN Recherche Program. The 111 Project (Grant No. B17020) providing opportunities for future collaboration with Jiilin University, China is acknowledged.

Keywords: metal-containing zeolites • catalysis • alkane conversion • biomass • catalyst stability • recyclability

- [1] *Tracking Clean Energy Progress 2017*, International Energy Agency, Paris, France, **2017**.
- [2] a) *Outlook for Energy: A Perspective to 2040*, Exxon Mobil Corporation, **2019**; b) *BP Energy Outlook: 2019 edition*, BP p.l.c., **2019**.
- [3] a) W. Vermeiren, J.-P. Gilson, *Top. Catal.* **2009**, *52*, 1131-1161; b) A. F. Masters, T. Maschmeyer, *Microporous Mesoporous Mater.* **2011**, *142*, 423-438.
- [4] A. W. Petrov, D. Ferri, F. Krumeich, M. Nachttegaal, J. A. van Bokhoven, O. Kröcher, *Nat. Commun.* **2018**, *9*, 1-8.
- [5] I. Sádaba, M. L. Granados, A. Riisager, E. Taarning, *Green Chem.* **2015**, *17*, 4133-4145.
- [6] N. Kosinov, F. J. Coumans, G. Li, E. Uslamin, B. Mezari, A. S. Wijkema, E. A. Pidko, E. J. Hensen, *J. Catal.* **2017**, *346*, 125-133.
- [7] a) T. Ennaert, J. Van Aelst, J. Dijkmans, R. De Clercq, W. Schutyser, M. Dusselier, D. Verboekend, B. F. Sels, *Chem. Soc. Rev.* **2016**, *45*, 584-611; b) A. R. Maag, G. A. Tompsett, J. Tam, C. A. Ang, G. Azimi, A. D. Carl, X. Huang, L. J. Smith, R. L. Grimm, J. Q. Bond, *PCCP* **2019**, *21*, 17880-17892.
- [8] a) C. H. Tempelman, E. J. Hensen, *Appl. Catal. B* **2015**, *176*, 731-739; b) J. Jae, G. A. Tompsett, A. J. Foster, K. D. Hammond, S. M. Auerbach, R. F. Lobo, G. W. Huber, *J. Catal.* **2011**, *279*, 257-268.
- [9] T. W. Hansen, A. T. DeLaRiva, S. R. Challa, A. K. Datye, *Acc. Chem. Res.* **2013**, *46*, 1720-1730.
- [10] A. Galadima, O. Muraza, *Microporous Mesoporous Mater.* **2017**, *249*, 42-54.
- [11] a) T. Blasco, M. A. Cambor, A. Corma, P. Esteve, A. Martínez, C. Prieto, S. Valencia, *Chem. Commun.* **1996**, 2367-2368; b) M. A. Cambor, A. Corma, S. Valencia, *J. Mater. Chem.* **1998**, *8*, 2137-2145.
- [12] a) P. A. Zapata, J. Faria, M. P. Ruiz, R. E. Jentoft, D. E. Resasco, *J. Am. Chem. Soc.* **2012**, *134*, 8570-8578; b) P. A. Zapata, Y. Huang, M. A. Gonzalez-Borja, D. E. Resasco, *J. Catal.* **2013**, *308*, 82-97.
- [13] G. Caeiro, P. Magnoux, J. Lopes, F. R. Ribeiro, S. Menezes, A. Costa, H. Cerqueira, *Appl. Catal. A* **2006**, *314*, 160-171.
- [14] J. N. Louwen, S. Simko, K. Stanciakova, R. E. Bulo, B. M. Weckhuysen, E. T. Vogt, *J. Phys. Chem. C* **2020**, *124*, 4626-4636.
- [15] a) H. E. van der Bij, B. M. Weckhuysen, *Chem. Soc. Rev.* **2015**, *44*, 7406-7428; b) U. Khalil, O. Muraza, H. Kondoh, G. Watanabe, Y. Nakasaka, A. Al-Amer, T. Masuda, *Energy Fuels* **2016**, *30*, 1304-1309.
- [16] a) E. Vogt, B. Weckhuysen, *Chem. Soc. Rev.* **2015**, *44*, 7342-7370; b) P. Tian, Y. Wei, M. Ye, Z. Liu, *ACS Catal.* **2015**, *5*, 1922-1938.
- [17] a) J. A. Melero, J. Iglesias, A. Garcia, *Energy Environ. Sci.* **2012**, *5*, 7393-7420; b) M. J. Climent, A. Corma, S. Iborra, *Green Chem.* **2014**, *16*, 516-547.
- [18] L. Nemeth, S. R. Bare, in *Adv. Catal.*, Vol. 57, Elsevier, **2014**, pp. 1-97.
- [19] H. Y. Luo, J. D. Lewis, Y. Román-Leshkov, *Annu. Rev. Chem. Biomol. Eng* **2016**, *7*, 663-692.
- [20] J. Grand, S. N. Talapaneni, A. Vicente, C. Fernandez, E. Dib, H. A. Aleksandrov, G. N. Vayssilov, R. Retoux, P. Boullay, J.-P. V. Gilson, Valentin, S. Mintova, *Nat. Mater.* **2017**, *16*, 1010-1015.
- [21] S. Narayanan, A. Sultana, *Appl. Catal. A* **1998**, *167*, 103-111.
- [22] N. Salman, C. Rüscher, J.-C. Buhl, W. Lutz, H. Toufar, M. Stöcker, *Microporous Mesoporous Mater.* **2006**, *90*, 339-346.
- [23] C. J. Heard, L. Grajciar, C. M. Rice, S. M. Pugh, P. Nachtigall, S. E. Ashbrook, R. E. Morris, *Nat. Commun.* **2019**, *10*, 1-7.
- [24] a) C. Hammond, in *Stud. Surf. Sci. Catal.*, Vol. 177, Elsevier, **2017**, pp. 567-611; b) P. Ferrini, J. Dijkmans, R.

REVIEW

- De Clercq, S. Van de Vyver, M. Dusselier, P. A. Jacobs, B. F. Sels, *Coord. Chem. Rev.* **2017**, *343*, 220-255.
- [25] a) C. Hammond, D. Padovan, G. Tarantino, *R. Soc. Open Sci.* **2018**, *5*, 171315; b) N. Kosinov, C. Liu, E. J. Hensen, E. A. Pidko, *Chem. Mater.* **2018**, *30*, 3177-3198; c) J. P. Pariente, M. Sánchez-Sánchez, *Structure and Reactivity of Metals in Zeolite Materials*, Springer, Cham, **2018**.
- [26] a) N. Kosinov, E. J. Hensen, *Adv. Mater.* **2020**, 2002565; b) P. Sudarsanam, E. Peeters, E. V. Makshina, V. I. Parvulescu, B. F. Sels, *Chem. Soc. Rev.* **2019**, *48*, 2366-2421.
- [27] a) J. J. Sattler, J. Ruiz-Martinez, E. Santillan-Jimenez, B. M. Weckhuysen, *Chem. Rev.* **2014**, *114*, 10613-10653; b) R. Cortright, J. Dumesic, *J. Catal.* **1994**, *148*, 771-778; c) R. Cortright, J. Dumesic, *J. Catal.* **1995**, *157*, 576-583; d) E. Rombi, M. G. Cutrufello, V. Solinas, S. De Rossi, G. Ferraris, A. Pistone, *Appl. Catal. A* **2003**, *251*, 255-266.
- [28] R. L. Puurunen, B. M. Weckhuysen, *J. Catal.* **2002**, *210*, 418-430.
- [29] L. Wachowski, P. Kirszenstejn, R. Łopatk, B. Czajka, *Mater. Chem. Phys.* **1994**, *37*, 29-38.
- [30] M. Shamzhy, M. Opanasenko, P. Concepción, A. Martínez, *Chem. Soc. Rev.* **2019**, *48*, 1095-1149.
- [31] a) J. M. Hill, R. Cortright, J. Dumesic, *Appl. Catal. A* **1998**, *168*, 9-21; b) R. D. Cortright, J. M. Hill, J. A. Dumesic, *Catal. Today* **2000**, *55*, 213-223.
- [32] a) L. Liu, U. Diaz, R. Arenal, G. Agostini, P. Concepción, A. Corma, *Nat. Mater.* **2017**, *16*, 132-138; b) L. Liu, M. Lopez-Haro, C. W. Lopes, C. Li, P. Concepcion, L. Simonelli, J. J. Calvino, A. Corma, *Nat. Mater.* **2019**, *18*, 866-873.
- [33] a) Y. Wang, Z.-P. Hu, W. Tian, L. Gao, Z. Wang, Z.-Y. Yuan, *Catal. Sci. Technol.* **2019**, *9*, 6993-7002; b) Z. Xu, Y. Yue, X. Bao, Z. Xie, H. Zhu, *ACS Catal.* **2019**, *10*, 818-828.
- [34] R. Baran, T. Onfroy, S. Casale, S. Dzwigaj, *J. Phys. Chem. C* **2014**, *118*, 20445-20451.
- [35] C. Chen, S. Zhang, Z. Wang, Z.-Y. Yuan, *J. Catal.* **2020**, *383*, 77-87.
- [36] C. Chen, M. Sun, Z. Hu, Y. Liu, S. Zhang, Z.-Y. Yuan, *Chin. J. Catal.* **2020**, *41*, 276-285.
- [37] a) K. Chalupka, C. Thomas, Y. Millot, F. Averseng, S. Dzwigaj, *J. Catal.* **2013**, *305*, 46-55; b) M. Trejda, Y. Millot, K. Chalupka, S. Dzwigaj, *Appl. Catal. A* **2019**, *579*, 1-8.
- [38] J. H. Yun, R. F. Lobo, *J. Catal.* **2014**, *312*, 263-270.
- [39] J. R. Mowry, R. F. Anderson, J. A. Johnson, *Oil Gas J.* **1985**, *83*, 128-131.
- [40] a) P. Meriaudeau, G. Sapaly, C. Naccache, *J. Mol. Catal.* **1993**, *81*, 293-300; b) S.-W. Choi, W.-G. Kim, J.-S. So, J. S. Moore, Y. Liu, R. S. Dixit, J. G. Pendergast, C. Sievers, D. S. Sholl, S. Nair, *J. Catal.* **2017**, *345*, 113-123.
- [41] M. Nakai, K. Miyake, R. Inoue, K. Ono, H. Al Jabri, Y. Hirota, Y. Uchida, S. Tanaka, M. Miyamoto, Y. Oumi, *Catal. Sci. Technol.* **2019**, *9*, 6234-6239.
- [42] a) H. Cerqueira, G. Caeiro, L. Costa, F. R. Ribeiro, *J. Mol. Catal. A: Chem.* **2008**, *292*, 1-13; b) M. Al-Sabawi, J. Chen, S. Ng, *Energy Fuels* **2012**, *26*, 5355-5372; c) P. Bai, U. J. Etim, Z. Yan, S. Mintova, Z. Zhang, Z. Zhong, X. Gao, *Cat. Rev. - Sci. Eng.* **2019**, *61*, 333-405.
- [43] A. Akah, M. Al-Ghrami, M. Saeed, M. A. B. Siddiqui, *Int. J. Ind. Chem.* **2017**, *8*, 221-233.
- [44] a) R. Pompea, S. Järöasb, N.-G. Vannerberg, *Appl. Catal.* **1984**, *13*, 171-179; b) F. Mauge, J. Courcelle, P. Engelhard, P. Gallezot, J. Grosmangin, in *Stud. Surf. Sci. Catal.*, Vol. 28, Elsevier, **1986**, pp. 803-809.
- [45] E. Sousa-Aguiar, in *Zeolites and Zeolite-Like Materials* (Eds.: B. Sels, K. LM), Elsevier, Amsterdam, **2016**, pp. 265-282.
- [46] a) G. de la Puente, E. F. Souza-Aguiar, F. M. a. Z. Zotin, V. L. D. Camorim, U. Sedran, *Appl. Catal. A* **2000**, *197*, 41-46; b) F. Schüßler, S. Schallmoser, H. Shi, G. L. Haller, E. Ember, J. A. Lercher, *ACS Catal.* **2014**, *4*, 1743-1752.
- [47] a) J. Scherzer, J. L. Bass, F. D. Hunter, *J. Phys. Chem.* **1975**, *79*, 1194-1199; b) J. Scherzer, J. Bass, *J. Catal.* **1977**, *46*, 100-108; c) E. F. Lee, L. V. Rees, *Zeolites* **1987**, *7*, 143-147.
- [48] J. A. van Bokhoven, A. Roest, D. Koningsberger, J. Miller, G. Nachttegaal, A. Kentgens, *J. Phys. Chem. B* **2000**, *104*, 6743-6754.
- [49] a) N.-N. Wang, Y. Wang, H.-F. Cheng, Z. Tao, J. Wang, W.-Z. Wu, *RSC Adv.* **2013**, *3*, 20237-20245; b) Y. Shanqing, T. Huiping, D. Zhenyu, L. Jun, *Chin. J. Catal.* **2010**, *31*, 1263-1270.
- [50] F. Schüßler, E. A. Pidko, R. Kolvenbach, C. Sievers, E. J. Hensen, R. A. van Santen, J. A. Lercher, *J. Phys. Chem. C* **2011**, *115*, 21763-21776.
- [51] L. Zhang, Y. Qin, X. Zhang, X. Gao, L. Song, *Ind. Eng. Chem. Res.* **2019**, *58*, 14016-14025.
- [52] a) A. Corma, E. Corresa, Y. Mathieu, L. Sauvanau, S. Al-Bogami, M. Al-Ghrami, A. Bourane, *Catal. Sci. Technol.* **2017**, *7*, 12-46; b) W. Nabgan, M. Rashidzadeh, B. Nabgan, *Environ. Chem. Lett.* **2018**, *16*, 507-522.
- [53] P. Schwach, X. Pan, X. Bao, *Chem. Rev.* **2017**, *117*, 8497-8520.
- [54] M. T. Portilla, F. J. Llopis, C. Martínez, *Catal. Sci. Technol.* **2015**, *5*, 3806-3821.
- [55] C. Sun, G. Fang, X. Guo, Y. Hu, S. Ma, T. Yang, J. Han, H. Ma, D. Tan, X. Bao, *J. Energy Chem.* **2015**, *24*, 257-263.
- [56] Y.-H. Kim, R. W. Borry III, E. Iglesia, *Microporous Mesoporous Mater.* **2000**, *35*, 495-509.
- [57] a) J. Gao, Y. Zheng, J.-M. Jehng, Y. Tang, I. E. Wachs, S. G. Podkolzin, *Science* **2015**, *348*, 686-690; b) R. W. Borry, Y. H. Kim, A. Huffsmith, J. A. Reimer, E. Iglesia, *J. Phys. Chem. B* **1999**, *103*, 5787-5796.
- [58] B. Liu, J. Leung, L. Li, C. Au, A.-C. Cheung, *Chem. Phys. Lett.* **2006**, *430*, 210-214.
- [59] a) H. Ma, R. Kojima, R. Ohnishi, M. Ichikawa, *Appl. Catal. A* **2004**, *275*, 183-187; b) S. J. Han, S. K. Kim, A. Hwang, S. Kim, D.-Y. Hong, G. Kwak, K.-W. Jun, Y. T. Kim, *Appl. Catal. B* **2019**, *241*, 305-318; c) R. Borry, E. C. Lu, Y.-H. Kim, E. Iglesia, *Stud. Surf. Sci. Catal.* **1998**, *119*, 403-410; d) Z. Ismagilov, L. Tsikoza, E. Matus, G. Litvak, I. Ismagulova, O. Sukhova, *Eurasian Chem. Technol. J.* **2005**, *7*, 115-121.
- [60] I. Vollmer, A. Mondal, I. Yarulina, E. Abou-Hamad, F. Kapteijn, J. Gascon, *Appl. Catal. A* **2019**, *574*, 144-150.
- [61] a) X. Guo, G. Fang, G. Li, H. Ma, H. Fan, L. Yu, C. Ma, X. Wu, D. Deng, M. Wei, *Science* **2014**, *344*, 616-619; b) P. Xie, T. Pu, A. Nie, S. Hwang, S. C. Purdy, W. Yu, D. Su, J. T. Miller, C. Wang, *ACS Catal.* **2018**, *8*, 4044-4048.
- [62] a) F. Dubray, S. Moldovan, C. Kouvatas, J. Grand, C. Aquino, N. Barrier, J.-P. Gilson, N. Nesterenko, D. Minoux, S. Mintova, *J. Am. Chem. Soc.* **2019**, *141*, 8689-8693; b) S. K. Konnov, F. Dubray, E. B. Clatworthy, C. Kouvatas, J.-P. Gilson, J.-P. Dath, D. Minoux, C. Aquino, V. Valtchev, S. Moldovan, S. Koneti, N. Nesterenko, S. Mintova, *Angew. Chem. Int. Ed.* **2020**, *10.1002/anie.202006524*.
- [63] a) P. T. Anastas, J. C. Warner, *Green Chemistry: Theory and Practice*, Oxford University Press, New York, **1998**; b) M. Moliner, *Dalton Trans.* **2014**, *43*, 4197-4208; c) P. Y. Dapsens, C. Mondelli, J. Pérez-Ramírez, *Chem. Soc. Rev.* **2015**, *44*, 7025-7043; d) G. Li, B. Wang, D. E. Resasco, *ACS Catal.* **2019**, *10*, 1294-1309.
- [64] M. Koehle, R. F. Lobo, *Catal. Sci. Technol.* **2016**, *6*, 3018-3026.
- [65] S. Roy, K. Bakhmutsky, E. Mahmoud, R. F. Lobo, R. J. Gorte, *ACS Catal.* **2013**, *3*, 573-580.
- [66] M. G. Clerici, in *Metal Oxide Catalysis* (Eds.: S. D. Jackson, J. S. J. Hargreaves), Wiley-VCH Weinheim, **2008**, pp. 705-754.
- [67] a) J. P. Lange, *Angew. Chem. Int. Ed.* **2015**, *54*, 13186-13197; b) C. Hammond, *Green Chem.* **2017**, *19*, 2711-2728.
- [68] a) V. Paasikallio, C. Lindfors, E. Kuoppala, Y. Solantausta, A. Oasmaa, J. Lehto, J. Lehtonen, *Green Chem.* **2014**, *16*, 3549-3559; b) K. Wang, J. Zhang, B. H. Shanks, R. C. Brown, *Appl. Energy* **2015**, *148*, 115-120; c) G. Yildiz, F.

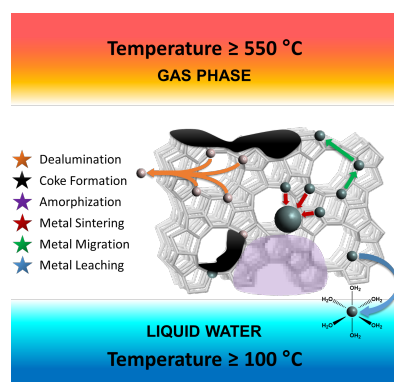
REVIEW

- Ronsse, R. Venderbosch, R. van Duren, S. R. Kersten, W. Prins, *Appl. Catal. B* **2015**, *168*, 203-211; d) S. D. Stefanidis, E. Heracleous, D. T. Patiaka, K. G. Kalogiannis, C. M. Michailof, A. A. Lappas, *Biomass Bioenerg.* **2015**, *83*, 105-115.
- [69] a) Z. Ma, E. Troussard, J. A. van Bokhoven, *Appl. Catal. A* **2012**, *423*, 130-136; b) Z. Ma, J. A. van Bokhoven, *ChemCatChem* **2012**, *4*, 2036-2044; c) D. Sun, Y. Yamada, S. Sato, W. Ueda, *Green Chem.* **2017**, *19*, 3186-3213.
- [70] I. Delidovich, R. Palkovits, *ChemSusChem* **2016**, *9*, 547-561.
- [71] a) A. Corma, L. T. Nemeth, M. Renz, S. Valencia, *Nature* **2001**, *412*, 423-425; b) A. Corma, M. E. Domine, L. Nemeth, S. Valencia, *J. Am. Chem. Soc.* **2002**, *124*, 3194-3195; c) E. Taarning, S. Saravanamurugan, M. Spangenberg Holm, J. Xiong, R. M. West, C. H. Christensen, *ChemSusChem* **2009**, *2*, 625-627; d) M. Moliner, Y. Román-Leshkov, M. E. Davis, *Proc. Natl. Acad. Sci. U.S.A.* **2010**, *107*, 6164-6168.
- [72] G. M. Lari, P. Y. Dapsens, D. Scholz, S. Mitchell, C. Mondelli, J. Pérez-Ramírez, *Green Chem.* **2016**, *18*, 1249-1260.
- [73] a) J. Sebastian, M. Zheng, X. Li, J. Pang, C. Wang, T. Zhang, *J. Energy Chem.* **2019**, *34*, 88-95; b) N. Candu, M. El Fergani, M. Verziu, B. Cococar, B. Jurca, N. Apostol, C. Teodorescu, V. I. Parvulescu, S. M. Coman, *Catal. Today* **2019**, *325*, 109-116.
- [74] P. Wolf, M. Valla, F. Nunez-Zarur, A. Comas-Vives, A. J. Rossini, C. Firth, H. Kallas, A. Lesage, L. Emsley, C. Coperet, *ACS Catal.* **2016**, *6*, 4047-4063.
- [75] W. N. van der Graaff, C. H. Tempelman, E. A. Pidko, E. J. Hensen, *Catal. Sci. Technol.* **2017**, *7*, 3151-3162.
- [76] D. Padovan, C. Parsons, M. S. Grasiņa, C. Hammond, *Green Chem.* **2016**, *18*, 5041-5049.
- [77] D. Padovan, L. Botti, C. Hammond, *ACS Catal.* **2018**, *8*, 7131-7140.
- [78] L. Botti, R. Navar, S. Tolborg, J. S. Martinez-Espin, D. Padovan, E. Taarning, C. Hammond, *Top. Catal.* **2019**, *62*, 1178-1191.
- [79] W. N. van der Graaff, C. H. Tempelman, F. C. Hendriks, J. Ruiz-Martinez, S. Bals, B. M. Weckhuysen, E. A. Pidko, E. J. Hensen, *Appl. Catal. A* **2018**, *564*, 113-122.
- [80] a) R. Gounder, M. E. Davis, *AIChE J.* **2013**, *59*, 3349-3358; b) R. Gounder, M. E. Davis, *J. Catal.* **2013**, *308*, 176-188.
- [81] a) M. J. Cordon, J. N. Hall, J. W. Harris, J. S. Bates, S.-J. Hwang, R. Gounder, *Catal. Sci. Technol.* **2019**, *9*, 1654-1668; b) M. J. Cordon, J. W. Harris, J. C. Vega-Vila, J. S. Bates, S. Kaur, M. Gupta, M. E. Witzke, E. C. Wegener, J. T. Miller, D. W. Flaherty, *J. Am. Chem. Soc.* **2018**, *140*, 14244-14266.
- [82] a) G. Dodekatos, S. Schünemann, H. Tüysüz, *ACS Catal.* **2018**, *8*, 6301-6333; b) F. Wang, W. Xiao, L. Gao, G. Xiao, *RSC Adv.* **2016**, *6*, 42984-42993.
- [83] A. S. de Oliveira, S. J. Vasconcelos, J. R. de Sousa, F. F. de Sousa, M. Josué Filho, A. C. Oliveira, *Chem. Eng. J.* **2011**, *168*, 765-774.
- [84] a) H. Zhang, Z. Hu, L. Huang, H. Zhang, K. Song, L. Wang, Z. Shi, J. Ma, Y. Zhuang, W. Shen, *ACS Catal.* **2015**, *5*, 2548-2558; b) R. Beerthuis, L. Huang, N. R. Shiju, G. Rothenberg, W. Shen, H. Xu, *ChemCatChem* **2018**, *10*, 211-221; c) B. A. Qureshi, X. Lan, M. T. Arslan, T. Wang, *Ind. Eng. Chem. Res.* **2019**, *58*, 12611-12622; d) C. D. Lago, H. P. Decolatti, L. G. Tonutti, B. O. Dalla Costa, C. A. Querini, *J. Catal.* **2018**, *366*, 16-27; e) Z.-Y. Huang, C.-H. Xu, J. Meng, C.-F. Zheng, H.-W. Xiao, J. Chen, Y.-X. Zhang, *J. Environ. Chem. Eng.* **2014**, *2*, 598-604; f) Z. Wu, K. Zhao, S. Ge, Z. Qiao, J. Gao, T. Dou, A. C. Yip, M. Zhang, *ACS Sustainable Chem. Eng.* **2016**, *4*, 4192-4207.
- [85] a) A. Ribera, I. Arends, S. De Vries, J. Pérez-Ramírez, R. Sheldon, *J. Catal.* **2000**, *195*, 287-297; b) J. Pérez-Ramírez, G. Mul, F. Kapteijn, J. Moulijn, A. Overweg, A. Doménech, A. Ribera, I. Arends, *J. Catal.* **2002**, *207*, 113-126; c) J. Pérez-Ramírez, J. Groen, A. Brückner, M. S. Kumar, U. Bentrup, M. Debbagh, L. Villaescusa, *J. Catal.* **2005**, *232*, 318-334.
- [86] G. M. Lari, C. Mondelli, J. Pérez-Ramírez, *ACS Catal.* **2015**, *5*, 1453-1461.
- [87] G. M. Lari, C. Mondelli, S. Papadokonstantakis, M. Morales, K. Hungerbühler, J. Pérez-Ramírez, *React. Chem. Eng.* **2016**, *1*, 106-118.
- [88] M. M. Diallo, S. Laforge, Y. Pouilloux, J. Mijoin, *Catal. Lett.* **2018**, *148*, 2283-2303.
- [89] J. Pérez-Ramírez, *J. Catal.* **2004**, *227*, 512-522.
- [90] M. M. Diallo, S. Laforge, Y. Pouilloux, J. Mijoin, *Catal. Commun.* **2019**, *126*, 21-25.
- [91] G. Yildiz, F. Ronsse, R. Van Duren, W. Prins, *Renew. Sust. Energy Rev.* **2016**, *57*, 1596-1610.
- [92] W. Jin, L. Pastor - Pérez, D. Shen, A. Sepúlveda - Escribano, S. Gu, T. Ramirez Reina, *ChemCatChem* **2019**, *11*, 924-960.
- [93] a) M. B. Griffin, K. Iisa, H. Wang, A. Dutta, K. A. Orton, R. J. French, D. M. Santosa, N. Wilson, E. Christensen, C. Nash, *Energy Environ. Sci.* **2018**, *11*, 2904-2918; b) R. Liu, M. M. Rahman, M. Sarker, M. Chai, C. Li, J. Cai, *Fuel Process. Technol.* **2020**, *199*, 106301; c) C. Lok, J. Van Doorn, G. A. Almansa, *Renew. Sust. Energy Rev.* **2019**, *113*, 109248.
- [94] a) T. R. Carlson, Y.-T. Cheng, J. Jae, G. W. Huber, *Energy Environ. Sci.* **2011**, *4*, 145-161; b) J. Jae, R. Coolman, T. Mountziaris, G. W. Huber, *Chem. Eng. Sci.* **2014**, *108*, 33-46; c) G. r. Yildiz, T. Lathouwers, H. E. Toraman, K. M. Van Geem, G. B. Marin, F. Ronsse, R. Van Duren, S. R. Kersten, W. Prins, *Energy Fuels* **2014**, *28*, 4560-4572; d) S. Shao, H. Zhang, R. Xiao, X. Li, Y. Cai, *Energy Convers. Manage.* **2018**, *155*, 175-181; e) K. G. Kalogiannis, S. D. Stefanidis, A. A. Lappas, *Fuel Process. Technol.* **2019**, *186*, 99-109.
- [95] a) Y. T. Cheng, J. Jae, J. Shi, W. Fan, G. W. Huber, *Angew. Chem. Int. Ed.* **2012**, *51*, 1387-1390; b) P. S. Rezaei, H. Shafaghat, W. M. A. W. Daud, *Green Chem.* **2016**, *18*, 1684-1693.
- [96] a) Y. Shi, E. Xing, K. Wu, J. Wang, M. Yang, Y. Wu, *Catal. Sci. Technol.* **2017**, *7*, 2385-2415; b) W. Luo, W. Cao, P. C. Buijinx, L. Lin, A. Wang, T. Zhang, *Green Chem.* **2019**, *21*, 3744-3768.
- [97] J. Zhang, J. Sun, Y. Wang, *Green Chem.* **2020**, *22*, 1072-1098.
- [98] a) A. G. Gayubo, B. Valle, A. T. Aguayo, M. Olazar, J. Bilbao, *Energy Fuels* **2009**, *23*, 4129-4136; b) A. Gayubo, B. Valle, A. Aguayo, M. Olazar, J. Bilbao, *J. Chem. Technol. Biotechnol.* **2010**, *85*, 132-144; c) B. Valle, A. G. Gayubo, A. Alonso, A. T. Aguayo, J. Bilbao, *Appl. Catal. B* **2010**, *100*, 318-327; d) B. Valle, A. G. Gayubo, A. T. Aguayo, M. Olazar, J. Bilbao, *Energy Fuels* **2010**, *24*, 2060-2070; e) B. Valle, P. Castaño, M. Olazar, J. Bilbao, A. G. Gayubo, *J. Catal.* **2012**, *285*, 304-314.
- [99] C. Zhao, S. Kasakov, J. He, J. A. Lercher, *J. Catal.* **2012**, *296*, 12-23.
- [100] Z. A. Chase, S. Kasakov, H. Shi, A. Vjunov, J. L. Fulton, D. M. Camaioni, M. Balasubramanian, C. Zhao, Y. Wang, J. A. Lercher, *Chem. Eur. J.* **2015**, *21*, 16541-16546.
- [101] T. M. Huynh, U. Armbruster, C. R. Kreyenschulte, L. H. Nguyen, B. M. Phan, D. A. Nguyen, A. Martin, *Catalysts* **2016**, *6*, 176.
- [102] a) K. Murata, I. Takahara, M. Inaba, *React. Kinet. Catal. Lett.* **2008**, *93*, 59-66; b) G. Wen, Y. Xu, H. Ma, Z. Xu, Z. Tian, *Int. J. Hydrogen Energy* **2008**, *33*, 6657-6666; c) P. Gogoi, A. S. Nagpure, P. Kandasamy, C. Satyanarayana, T. Raja, *Sustainable Energy Fuels* **2020**; d) B. Yan, W. Li, J. Tao, N. Xu, X. Li, G. Chen, *Int. J. Hydrogen Energy* **2017**, *42*, 6674-6682; e) X. Li, B. Yan, J. Zhang, N. Xu, J. Tao, R. Zhang, B. Liu, Z. Sun, G. Chen, *Int. J. Hydrogen Energy* **2018**, *43*, 649-658.
- [103] a) L. Faba, B. T. Kusema, E. V. Murzina, A. Tokarev, N. Kumar, A. Smeds, E. Díaz, S. Ordóñez, P. Mäki-Arvela, S. Willför, *Microporous Mesoporous Mater.* **2014**, *189*, 189-199; b) D. Y. Murzin, B. Kusema, E. V. Murzina, A. Aho, A.

REVIEW

- Tokarev, A. S. Boymirzaev, J. Wärnä, P. Y. Dapsens, C. Mondelli, J. Pérez-Ramírez, *J. Catal.* **2015**, *330*, 93-105; c) T. Ennaert, J. Geboers, E. Gobechiya, C. M. Courtin, M. Kurttepel, K. Houthoofd, C. E. Kirschhock, P. C. Magusin, S. Bals, P. A. Jacobs, *ACS Catal.* **2015**, *5*, 754-768; d) T. Ennaert, S. Feys, D. Hendrikx, P. A. Jacobs, B. F. Sels, *Green Chem.* **2016**, *18*, 5295-5304.
- [104] a) R. Geyer, J. R. Jambeck, K. L. Law, *Sci. Adv.* **2017**, *3*, e1700782; b) N. Tripathi, C. D. Hills, R. S. Singh, C. J. Atkinson, *npj Clim. Atmos. Sci.* **2019**, *2*, 1-10.
- [105] a) R. Miandad, M. Barakat, A. S. Aburizaiza, M. Rehan, A. Nizami, *Process Saf. Environ. Prot.* **2016**, *102*, 822-838; b) S. D. A. Sharuddin, F. Abnisa, W. M. A. W. Daud, M. K. Aroua, *Energy Convers. Manage.* **2016**, *115*, 308-326; c) S. Al-Salem, A. Antelava, A. Constantinou, G. Manos, A. Dutta, *J. Environ. Manage.* **2017**, *197*, 177-198.
- [106] L. Lakiss, J.-P. Gilson, V. Valtchev, S. Mintova, A. Vicente, A. Vimont, R. Bedard, S. Abdo, J. Bricker, *Microporous Mesoporous Mater.* **2020**, *299*, 110114.
- [107] a) J. A. Moulijn, A. Van Diepen, F. Kapteijn, *Appl. Catal. A* **2001**, *212*, 3-16; b) S. Sie, *Appl. Catal. A* **2001**, *212*, 129-151.

Entry for the Table of Contents



Metal-containing zeolites outside the comfort zone. With a growing demand for the sustainable production of chemicals, new catalysts are vital. Here we highlight recent examples of metal-containing zeolite catalysts operating under harsh conditions in reactions such as high temperature alkane conversion and biomass valorization in liquid water. Specifically, we focus on catalyst stability and recyclability.

Institute and/or researcher Twitter usernames: Catalyse & Spectro, @labo_ics;