



HAL
open science

Speech and breathing in different conditions of limb movements and over time

Hélène Serré, Marion Dohen, Susanne Fuchs, Silvain Gerber, Amélie
Rochet-Capellan

► **To cite this version:**

Hélène Serré, Marion Dohen, Susanne Fuchs, Silvain Gerber, Amélie Rochet-Capellan. Speech and breathing in different conditions of limb movements and over time. SEFOS 2019 - International seminar on the foundations of speech, Dec 2019, Sønderborg, Denmark. hal-02968243

HAL Id: hal-02968243

<https://hal.science/hal-02968243v1>

Submitted on 15 Oct 2020

HAL is a multi-disciplinary open access archive for the deposit and dissemination of scientific research documents, whether they are published or not. The documents may come from teaching and research institutions in France or abroad, or from public or private research centers.

L'archive ouverte pluridisciplinaire **HAL**, est destinée au dépôt et à la diffusion de documents scientifiques de niveau recherche, publiés ou non, émanant des établissements d'enseignement et de recherche français ou étrangers, des laboratoires publics ou privés.

Speech and breathing in different conditions of limb movements and over time

Hélène Serré¹, Marion Dohen¹, Susanne Fuchs², Silvain Gerber¹ and Amélie Rochet-Capellan¹

¹ Univ. Grenoble Alpes, CNRS, Grenoble INP, GIPSA-lab, 38000 Grenoble, France

² Leibniz-Centre General Linguistics (ZAS), 10117 Berlin, Germany

Speech, respiration and limb movements seem interconnected in different ways. For example, speech production increases the duration of breathing cycles while physical effort shortens it. Physical activity may also improve creativity and semantic memory in relation with breathing. In this paper, we analyze changes in breath groups and breathing cycles during narration of short stories recalled with different motions of the limbs (hands free, hands blocked, hands biking, legs biking), and their progress over two days. The analyses suggest a significant increase of the breath group duration on day 2 as compared with day 1. This effect seems especially clear in the hand-blocked and hands-biking conditions. It is interpreted as an evidence of larger interferences between limbs movements and speech in these two conditions.

INTRODUCTION

Speech relies on specific adaptation of breathing control in close link with cognitive activity [1,2]. For instance, it is well known that during speech production, inhalation phases are shorter and exhalation phases longer than during quiet breathing [3]. The cognitive and physiological demands of the speech task affect the breathing profile [4,5]. At the same time, the respiratory constraint may shape speech planning [6,7]. But adaptation of breathing control is also involved in limb movements. For example, breathing frequency increases with physical effort [8]. It also seems that breathing-speech vs. breathing-limb coordination could be changed with training: theater actors [9] and athletes [10] might show different speech / breathing coordinative profiles. Previous works suggest that limb movement as well as learning could be relevant paradigms to further question the speech-breathing link. In line with this idea, we analyzed this link over time in different conditions of limb movements.

METHOD

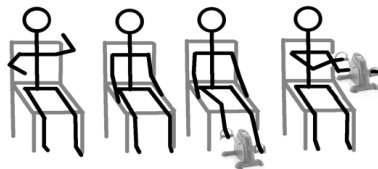


Figure 1: Experimental conditions, from left to right: Hands Free (HF), Hands Blocked (HBI), Legs Biking (LB), Hands Biking (HBi).

Eleven native speakers of German participated in this study. Their task was to watch short videos while sitting on a chair. They were then invited to retell the stories in

different conditions: hands free (HF), hands blocked (HBI), hands biking on a mini-bike (HBi) vs. legs biking (LB) on the same mini-bike (Figure 1, left). Participants were recorded twice in the same conditions, on two different days. They also came back ten days later to retell the story in the HF condition only.

Speech and breathing were recorded synchronously using a microphone and the Inductance Plethysmograph system Respirace®. Limb motion was also recorded using an Optitrack system but is not analyzed in the current paper. Interpausal units of speech (IPU) and breathing cycles were labeled automatically in Matlab and then checked and corrected when needed using Praat (Figure 2). The following measurements were considered to characterize the breathing cycles and the speech breath groups (in line with our previous work, cf. [11]):

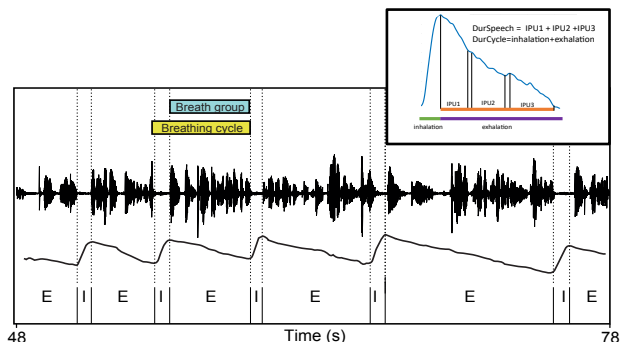


Figure 2: Identification of the breath group and the breathing cycle on the acoustic signal (top) and thorax trajectory (bottom)

- DurCycle: The duration of the breathing cycle (from the onset of the inhalation phase to the offset of the exhalation phase);

- SymCycle: The symmetry of the breathing cycle (duration of the inhalation phase divided by the total duration of the cycle);
 - DurSpeech: The duration of the breath group (from the onset of the first interpausal unit to the offset of the last one produced on a same cycle);
- We considered how these parameters changed according to the experimental condition and the day of recording.

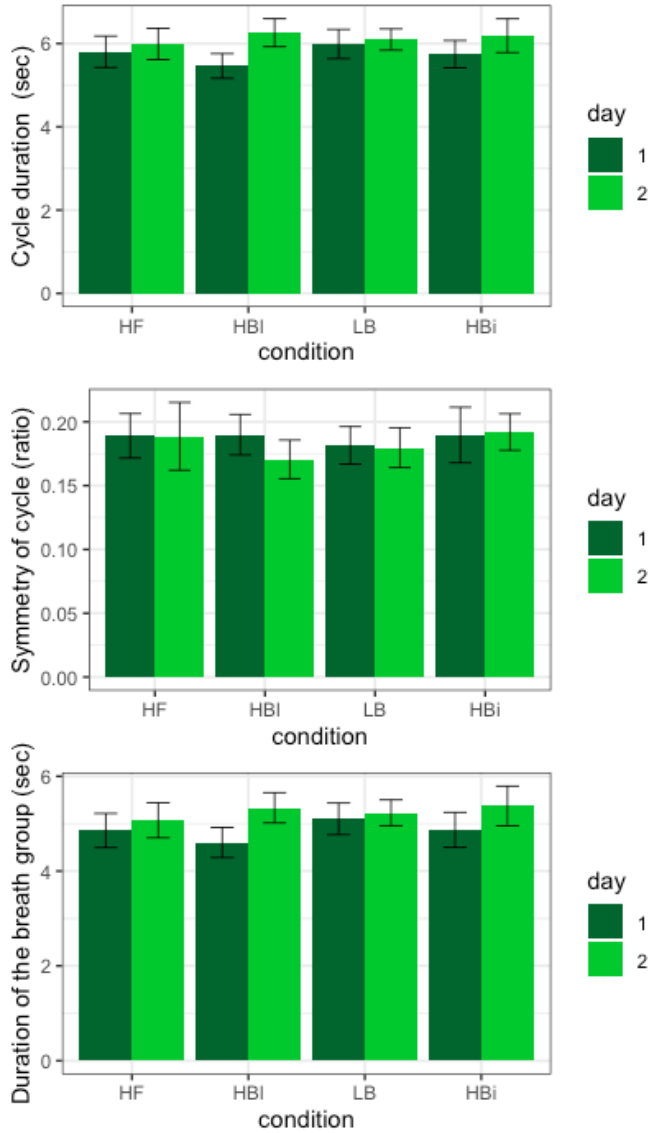


Figure 3: Measurements as a function of day (1 and 2) and experimental condition (HF, HBI, LB, HBi). Top: mean of the duration of the breathing cycles; Middle: mean of the symmetry of the breathing cycles (inhalation duration/cycle duration); Bottom: mean of the duration of the breath groups

RESULTS

The following linear mixed model ($\log(\text{DurSpeech}) \sim \text{condition} * \text{day} + (1 | \text{participant})$) for DurSpeech measurements shows a significant effect of the day (z-value=2.271 p-value= 0.0232) but no effect of the condition. The amplitude of the effect was about +0.40 seconds from day 1 to day 2 in both cases. Neither the day, nor the condition significantly affected the asymmetry of the breathing cycle (Figure 3, middle).

Table 1: Means and standard deviations of DurCycle and DurSpeech as a function of day

Mean (\pm std)	Cycle duration (sec)	Breath group duration (sec)
day 1	5.75 (\pm 1.10)	4.86 (\pm 1.12)
day 2	6.13 (\pm 1.12)	5.25 (\pm 1.12)
Total	5.94 (\pm 1.23)	5.05 (\pm 1.13)

DISCUSSION

The increase in breathing cycle and breath group durations in these preliminary analyses might be related to a decrease of the cognitive load on day 2 as compared with day 1. Indeed, despite a non-significant effect of the condition, changes between day 1 and day 2 seem clearer for the unusual conditions of speech production (here, hands still and hands biking). These two conditions may induce a greater cognitive load than more usual conditions such as hands free or biking with the legs. This could be evaluated by supplementary analyses of the linguistic content and the disfluencies. Further analyses of the correlation between the duration and amplitude of inhalation and the number of syllables per breath group should also help to understand to which extent these changes are related to changes in speech planning. Finally, analyses of the regularity of limb motion in the hand and leg biking conditions should help quantify the degree of familiarity to the task (e.g. in this case, smaller variability should be observed on day 2 with a different biking rate).

ACKNOWLEDGMENTS

This research is jointly supported by the French National Research Agency (ANR-17-FRAL- 0005-01) and the German Research Foundation (DFG) as part of the SALAMMBO project (Spoken Language in Motions:

Learning and Adaptation of Speech Communication in the context of Body Motions)

REFERENCES

- [1] Henderson, A., F. Goldman-Eisler, and A. Skarbek. "Temporal patterns of cognitive activity and breath control in speech." *Language and Speech* 8.4 (1965): 236-242.

- [2] Grosjean, F., and M. Collins. "Breathing, pausing and reading." *Phonetica* 36.2 (1979): 98-114.
- [3] Conrad, B., and P. Schönle. "Speech and respiration." *Archiv für Psychiatrie und Nervenkrankheiten* 226.4 (1979): 251-268.
- [4] Wang, Y. T., Green, J. R., Nip, I. S., Kent, R. D., & Kent, J. F.. „Breath group analysis for reading and spontaneous speech in healthy adults.” *Folia Phoniatica et Logopaedica*, 62(6) (2010) : 297-302.
- [5] Rochet-Capellan, A., and S. Fuchs. "Changes in breathing while listening to read speech: the effect of reader and speech mode." *Frontiers in psychology* 4 (2013): 906.
- [6] Włodarczak, M., and M. Heldner. "Respiratory constraints in verbal and non-verbal communication." *Frontiers in psychology* 8 (2017): 708.
- [7] Włodarczak, M., M. Heldner, and J. Edlund. "Communicative needs and respiratory constraints." *Sixteenth Annual Conference of the International Speech Communication Association*. 2015.
- [8] Hoffmann, Charles P., and Benoît G. Bardy. "Dynamics of the locomotor-respiratory coupling at different frequencies." *Experimental brain research* 233.5 (2015): 1551-1561.
- [9] Monteagudo, E., J. Sawyer, and A. Sivek-Eskra. "The effects of actors vocal exercises for relaxation on fluency: A preliminary study." *Journal of fluency disorders* 54 (2017): 50-57.
- [10] McDermott, William J., R. EA Van Emmerik, and J. Hamill. "Running training and adaptive strategies of locomotor-respiratory coordination." *European journal of applied physiology* 89.5 (2003): 435-444.
- [11] Rochet-Capellan, A., and S. Fuchs. "Take a breath and take the turn: how breathing meets turns in spontaneous dialogue." *Philosophical Transactions of the Royal Society B: Biological Sciences* 369.1658 (2014): 20130399.