



HAL
open science

Spectral wings of the fiber supercontinuum and the dark-bright soliton interaction

C. Milian, T Marest, Alexandre Kudlinski, And D V Skryabin

► **To cite this version:**

C. Milian, T Marest, Alexandre Kudlinski, And D V Skryabin. Spectral wings of the fiber supercontinuum and the dark-bright soliton interaction. *Optics Express*, 2017, 10.1364/OE.25.010494 . hal-02964277

HAL Id: hal-02964277

<https://hal.science/hal-02964277v1>

Submitted on 12 Oct 2020

HAL is a multi-disciplinary open access archive for the deposit and dissemination of scientific research documents, whether they are published or not. The documents may come from teaching and research institutions in France or abroad, or from public or private research centers.

L'archive ouverte pluridisciplinaire **HAL**, est destinée au dépôt et à la diffusion de documents scientifiques de niveau recherche, publiés ou non, émanant des établissements d'enseignement et de recherche français ou étrangers, des laboratoires publics ou privés.

Spectral wings of the fiber supercontinuum and the dark-bright soliton interaction

C. MILIÁN,^{1,2} T. MAREST,³ A. KUDLINSKI,³ AND D. V. SKRYABIN^{4,5,*}

¹Centre de Physique Théorique, CNRS, École Polytechnique, F-91128 Palaiseau, France

²ICFO–Institut de Ciències Fòniques, The Barcelona Institute of Science and Technology, 08860 Castelldefels (Barcelona), Spain

³Université Lille, CNRS, UMR 8523–PhLAM–Physique des Lasers Atomes et Molécules, F-59000 Lille, France

⁴Department of Physics, University of Bath, Bath BA2 7AY, UK

⁵Department of Nanophotonics and Metamaterials, ITMO University, St Petersburg, Russia

*d.v.skryabin@bath.ac.uk

Abstract: We present experimental and numerical data on the supercontinuum generation in an optical fiber pumped in the normal dispersion range where the seeded dark and the spontaneously generated bright solitons contribute to the spectral broadening. We report the dispersive radiation arising from the interaction of the bright and dark solitons. This radiation consists of the two weak dispersing pulses that continuously shift their frequencies and shape the short and long wavelength wings of the supercontinuum spectrum.

© 2017 Optical Society of America

OCIS codes: (060.5539) Pulse propagation and temporal solitons; (320.6629) Supercontinuum generation.

References and links

1. J. M. Dudley, G. Genty, and S. Coen, "Supercontinuum generation in photonic crystal fiber," *Rev. Mod. Phys.* **78**, 1135 (2006).
2. D. V. Skryabin and A. V. Gorbach, "Colloquium: Looking at a soliton through the prism of optical supercontinuum," *Rev. Mod. Phys.* **82**, 1287 (2010).
3. C. Milián, D. Skryabin, and A. Ferrando, "Continuum generation by dark solitons," *Opt. Lett.* **34**, 2096–2098 (2009).
4. I. Oreshnikov, R. Driben, and A. Yulin, "Weak and strong interactions between dark solitons and dispersive waves," *Opt. Lett.* **40**, 4871–4874 (2015).
5. V. I. Karpman, "Stationary and radiating dark solitons of the third order nonlinear Schrödinger equation," *Phys. Lett. A* **181**, 211–217 (1993).
6. V. V. Afanasjev, Y. S. Kivshar, and C. R. Menyuk, "Effect of third-order dispersion on dark solitons," *Opt. Lett.* **21**, 1975–1977 (1996).
7. T. Marest, C. Mas Arabi, M. Conforti, A. Mussot, C. Milian, D. V. Skryabin, and A. Kudlinski, "Emission of dispersive waves from a train of dark solitons in optical fibers," *Opt. Lett.* **41**, 2454–2457 (2016).
8. M. Conforti, F. Baronio, and S. Trillo, "Resonant radiation shed by dispersive shock waves," *Phys. Rev. A* **89**, 013807 (2014).
9. S. Coen, A. H. L. Chau, R. Leonhardt, J. D. Harvey, J. C. Knight, W. J. Wadsworth, and P. St. J. Russell, "White light supercontinuum generation with 60 ps pump pulses in a photonic crystal fiber," *Opt. Lett.* **26**, 1356–1358 (2001).
10. K. Chow, Y. Takushima, C. Lin, C. Shu, and A. Bjarklev, "Flat super-continuum generation based on normal dispersion nonlinear photonic crystal fibre," *Electron. Lett.* **42**, 989–991 (2006).
11. A. Al-Kadry, L. Li, M. El Amraoui, T. North, Y. Messaddeq, and M. Rochette, "Broadband supercontinuum generation in all-normal dispersion chalcogenide microwires," *Opt. Lett.* **40**, 4687–4690 (2015).
12. J. E. Rothenberg and Heinrich, H. K. "Observation of the formation of dark-soliton trains in optical fibers," *Opt. Lett.* **17**, 261–263 (1992).
13. G. P. Agrawal, *Nonlinear Fiber Optics* (Academic Press, 2007).
14. S. Bose, S. Roy, R. Chattopadhyay, M. Pal, and S.K. Bhadra, "Experimental and theoretical study of red-shifted solitonic resonant radiation in photonic crystal fibers and generation of radiation seeded Raman soliton," *J. Opt.* **17**, 105506 (2015).
15. A.V. Gorbach and D.V. Skryabin, "Light trapping in gravity-like potentials and expansion of supercontinuum spectra in photonic-crystal fibres," *Nat. Photon.* **1**, 653–657 (2007).
16. A. Bendahmane, A. Mussot, M. Conforti, and A. Kudlinski, "Observation of the stepwise blue shift of a dispersive wave preceding its trapping by a soliton," *Opt. Express* **23**, 16595–16601 (2015).

Introduction

A multitude of nonlinear processes occurring in the supercontinuum generation in optical fibers is depended on the pump conditions and fiber properties, but practically in all cases, it is strongly associated with the optical solitons spontaneously generated from the either pulsed or cw inputs [1, 2]. Typically, an intense pump is launched in a spectral range with the relatively small and anomalous group velocity dispersion (GVD), so that it breaks up into multiple bright solitons. The subsequent soliton dynamics is strongly influenced by the Raman effect and emission of dispersive (Cherenkov) radiation [1, 2]. The research into the role the dark solitons can play in nonlinear wave mixing and supercontinuum generation has remained for a long confined to several theoretical studies [3–6]. However, ourselves and our collaborators have recently put this work onto the experimental footing by demonstrating supercontinuum generation by a train of dark solitons propagating in the normal GVD range and emitting an intense Cherenkov continuum into the anomalous GVD range [7]. The research related to the shock wave formation and their role in supercontinuum generation has been also actively pursued in recent time, see, e.g., [8], which is also a part of a broader effort into the supercontinuum generation scenarios in fibers pumped in the normal GVD range, see, e.g., [9–11].

In this work, we present a supercontinuum generation scheme in optical fibers involving interacting bright and dark solitons. We demonstrate that this interaction results in a new type of trapped radiation that appears in the normal and anomalous GVD ranges and shapes the long and short wavelength edges of the continuum that are both continuously shifting with propagation and are noticeably detuned from the central and most intense part of the continuum spectrum.

Results

We proceed by briefly describing the equations used to numerically model and interpret experimental measurements of the supercontinuum generation. An evolution of the complex envelope A of the electric field inside a fiber is described with the help of the well established generalized nonlinear Schrödinger equation [1, 2]

$$i\partial_z A + \hat{D}(\partial_t)A + \gamma|A|^2 A + QA = 0, \quad (1)$$

where $\hat{D}(\partial_t)$ is the operator reproducing the dispersion profile of the fiber over the entire span of the generated spectra [1, 2]. z and t are the coordinate along the fiber length and the time in a reference frame moving with the pump pulse group velocity. γ is the nonlinear fiber parameter [13]. Q accounts for the Raman effect standard for the silica fibers [1, 2]. In our experiments we excite the fiber using two input pulses that are identical, but delayed one with respect to the other, so that the initial envelope A takes the form

$$A(t, z = 0) = \sqrt{P_0} \left[\exp \left\{ - \left(\frac{t + t_{del}}{\sqrt{2}T_0} \right)^2 \right\} + \exp \left\{ - \left(\frac{t}{\sqrt{2}T_0} \right)^2 \right\} \right], \quad (2)$$

where t_{del} is the delay, $T_0 = \tau_0/1.665$, and τ_0 is the full width at half maximum (FWHM) of the transform limited pulses. Two pulse initial conditions and the input frequency in the range of the normal dispersion of the fiber were used to initiate the interference pattern between the two dispersing pulses and subsequent generation of a train of dark solitons according to the well known method [3, 7, 12].

Figure 1 shows the experimental 1(a), 1(b), 1(d) and numerical 1(a)–1(c), 1(e) data describing propagation of the two sufficiently intense pump pulses in a photonic crystal fiber. The input parameters are $P_0 = 685$ W, $\tau_0 = 137$ fs, $t_{del} = 0.88$ ps, as per Eq. (2), and the carrier wavelength is 989 nm. The fiber under investigation has the second and third order dispersion coefficients $\beta_2 = 3.89$ ps²/km and $\beta_3 = 0.0061$ ps³/km at the input wavelength, and its nonlinear parameter γ

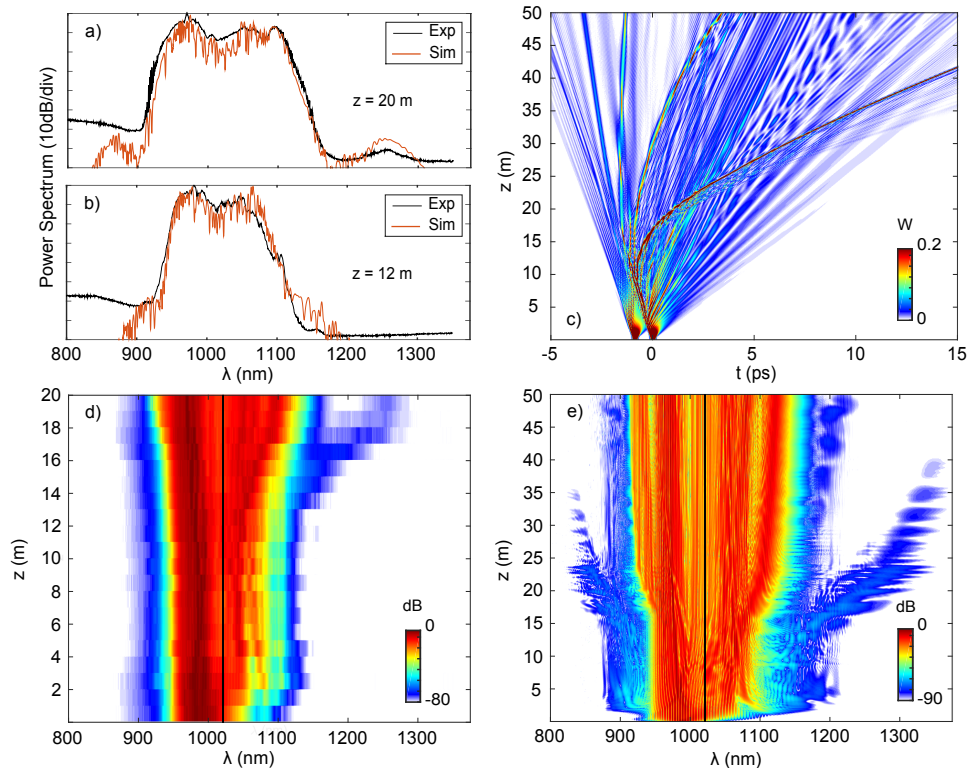


Fig. 1. Experimental measurements and numerical modeling of the spontaneous formation of bright solitons on top of the train of dark solitons. (a,b) Comparison of the generated spectra and of the corresponding modeling results for two fiber lengths $z = 12$ and 20 m. (c) shows the simulated time domain dynamics. (d) is the measured spectral evolution long the fiber by the cut-back technique. (e) is the numerical modeling corresponding to (d), but for longer distances. The peaks around 870 and 1250 nm in (b,d,e) correspond to the continuum wings associated with the interaction between the bright and dark solitons. Parameters of the input pulses and of the fibers are described in the text.

is 13 W/km. The zero GVD wavelength is located at $\lambda = 1021$ nm, so that the pump comes in the normal GVD range and is under conditions when the interference pattern of two dispersing pulses evolves into a train of dark solitons [7]. The white stripes cutting through the blue background in Fig. 1(c) show these solitons. The dark solitons emit their continuum of the DWs centered around ≈ 1060 nm in the anomalous GVD range. Spectral measurements at the propagation distance of 12 m, see Fig. 1(b), show the two clear maxima corresponding to the train of dark solitons and their radiation.

A crucially important feature that we observe in our experiments and modeling is that when the radiation entering the range of the anomalous dispersion is sufficiently strong, as it is in the case shown in Fig. 1, then it can spontaneously generate bright solitons [14]. A bright soliton traverses across the entire train of dark solitons and interacts with them and their radiation through various four-wave mixing processes. As soon as this interaction starts happening, see $z = 16$ m in Figs. 1(d) and 1(e), the continuum starts to acquire the weak but pronounced wings at its short and long wavelength edges. These wings expand much faster than the bulk of the spectrum. As soon as the bright soliton separates from the dark solitons, then the wings in question fade away, see Figs. 1(c) and 1(e). When several bright solitons are generated, then we have observed the appearance

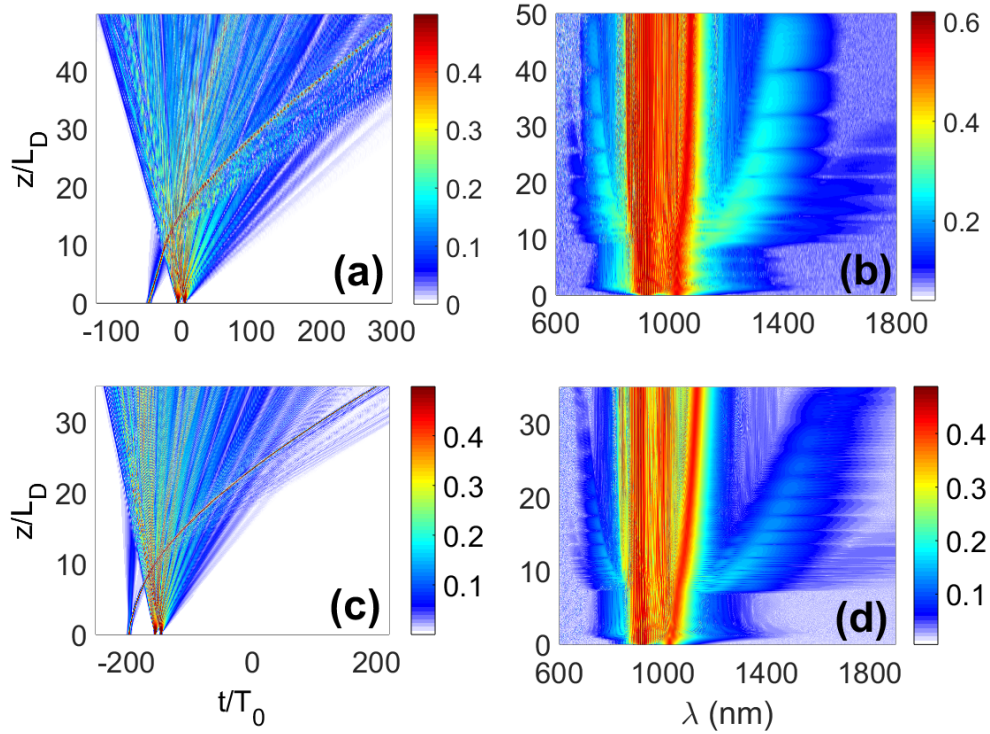


Fig. 2. Numerical simulation of the collision of a bright soliton with the dark soliton train. Top row disregards and the bottom one accounts for the Raman effect. (a,c) show temporal and (b,d) spectral dynamics. Input conditions and fiber parameters as in Fig. 1. The spectra corresponding to the Raman shifting bright soliton and its trapped radiation, as per Ref. [15], correspond to the right most red and to the left most yellow/orange stripes in (d). The diverging pale blue wings on both sides of the continuum in (b,d) is the effect studied here.

of the continuum wings at every propagation distance when these solitons were shaped with the dark soliton pattern. Note, that as we approach the visible spectrum the noise level is higher so that the measurements of the short wavelength continuum wing are obscured. Note, also that the short wavelength wing is visible in the modeling for $17\text{m} < z < 35\text{m}$, while the experimental fiber length was only 20m .

To study the origin of the generation of these spectral wings, which to the best of our knowledge have not been previously noted and understood, we have carried out a series of numerical experiments under the idealized initial conditions, when the fiber is excited by an isolated bright soliton and by the dark soliton train. The latter is arranged as in Fig. 1, but P_0 is kept smaller so that the Cherenkov continuum emitted by the dark solitons is not intense enough to spontaneously generate bright solitons. Thus, the total field consists of three main parts: a bright soliton, Ψ_{bs} , a train of dark solitons Ψ_{ds} and the DWs emitted by the dark solitons Ψ_{dsdw} . If g is the field pattern corresponding to the spectrum generated through the mixture of these three fields, then the total field A takes the form:

$$A = \Psi + g, \quad \Psi = \Psi_{bs} + \Psi_{ds} + \Psi_{dsdw}. \quad (3)$$

Substituting Eq. (3) into Eq. (1) with $Q = 0$ and assuming that all three initial fields are quasi-static, we derive a propagation equation for the newly generated field g :

$$i\partial_z g + \hat{D}g + 2\gamma|\Psi|^2 g + \gamma\Psi^2 g^* = -\gamma S_{fwm} - \gamma S_{disp}. \quad (4)$$

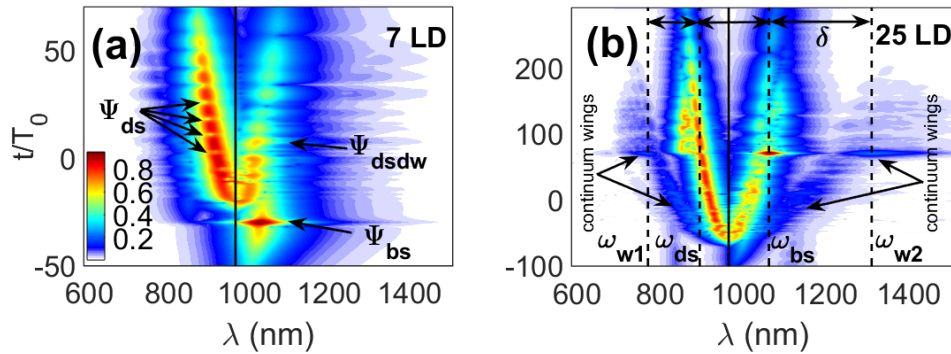


Fig. 3. XFROG spectrograms showing time-frequency structure of the supercontinuum field from Fig.2(a,b) for $z = 7L_D$ (a) and $25L_D$ (b). Vertical solid line marks the zero GVD wavelength. Dashed vertical lines in (b) mark the carrier wavelengths of the bright (1060nm) and dark (895nm) solitons, and the wavelengths of the continuum wings (770 and 1310nm), calculated using Eqs. (6). The intense signal just on the left from the ω_{ds} line in (b) is the Cherenkov radiation emitted by the bright soliton.

The right-hand side terms in Eq. (4) are associated with the nonlinear and linear sources of the radiation field g . The nonlinear source S_{fwm} originates in the four-wave mixing of the different combinations of the input fields [2]:

$$S_{fwm} = \Psi_{bs}^2 \Psi_{ds}^* + \Psi_{ds}^2 \Psi_{bs}^* + \Psi_{dsdw}^* (\Psi_{bs} + \Psi_{ds})^2 + 4\Psi_{dsdw} \text{Re}(\Psi_{ds} \Psi_{bs}^*) + \dots, \quad (5)$$

In the above expression for S_{fwm} we have disregarded all the terms nonlinear in Ψ_{dsdw} since this field is assumed much weaker than the other two. S_{disp} part of the radiation source comes from the higher order dispersion operators acting on the bright soliton Ψ_{bs} and is associated with the classic soliton Cherenkov radiation [2]. The terms serving as sources of the DW continuum generated by the dark solitons do not enter Eq. (5), since this continuum is assumed to be shaped at the earlier stages of propagation and directly enters the ansatz (3). Numerical modeling results corresponding to the idealized setting described above are shown in Fig. 2 without (top row) and with (bottom row) the Raman effect accounted for. At $z \approx 10 L_D$ the bright soliton collides with the dark soliton train and its DWs, see Fig. 2. As a result of this collision, the already existing continuum develops low-intensity short and long wavelength spectral wings. The wings are well separated from the bulk of the continuum and shift further away from it with propagation. This is exactly the dynamics we have seen in the experiment when the bright soliton was generated spontaneously. Note, that the presence or absence of the Raman scattering does not play a significant role in this effect, cf. Figs. 2(a), 2(b) and 2(c), 2(d).

At first glance, the dynamics of the wings reminds the effect of the DW trapping by a Raman shifting soliton [2, 15, 16]. However, it quickly becomes clear that we are dealing with a different, though perhaps, a related effect here. In the radiation trapping effect [15, 16], the supercontinuum is shaped on the short wavelength edge by the trapped DW and on the long wavelength one by a soliton, while here the bright soliton is spectrally located between the expanding DW wings of the continuum. The trapping described in [2, 15, 16] critically depends on the soliton acceleration induced by the Raman effect, which is a key factor creating the trapping potential, while in our case the wings on both edges of the continuum are formed already without the Raman effect, cf. Figs. 2 (b) and (d). Also, the DW trapping is inherently dependent on the matching of the group velocities of the soliton and DW, while in our case the soliton and the red shifting dispersive wave are even located on the same side from the zero GVD and hence they group velocities can not be matched. Leaving the bright soliton alone in the dynamics, we have found that its

own trapped and group velocity matched Cherenkov radiation [2, 15] corresponds to the short wavelength edge of the main part of the continuum located at 845 – 870nm, see Figs. 2(d) and 3(b).

As the next step in our analysis, we have filtered out the Cherenkov radiation field created by the dark soliton train and have found that the generation of spectral wings persists without the Ψ_{dsdw} as well. It means that the leading role in the wing formation belongs to the first two terms on the right-hand side of Eqs. (5). The $\Psi_{bs}^2 \Psi_{ds}^*$ and $\Psi_{ds}^2 \Psi_{bs}^*$ radiation source terms originate from the four-wave mixing between the bright and dark solitons. The continuous wave background of the dark soliton train is expected to play a crucial role in this process since the narrow bright soliton mostly overlaps with this background in the course of its propagation. The frequencies that are expected to be generated by the above mixing are

$$\omega_{w1} = 2\omega_{ds} - \omega_{bs} = \omega_{ds} + \delta, \quad \omega_{w2} = 2\omega_{bs} - \omega_{ds} = \omega_{bs} - \delta, \quad (6)$$

Here the subscript 'w' stands for the 'wing' and $\delta = \omega_{ds} - \omega_{bs}$.

In order to identify the spectral content of different parts of the supercontinuum field, we have plotted in Fig. 3 the XFROG diagrams for the signal at the propagation corresponding to the situation before, Fig. 3(a), and after, Fig. 3(b), the bright soliton starts interacting with the dark soliton train. These diagrams show the function $X(t, \omega - \omega_0) = |\int_{-\infty}^{\infty} d\tau A(t - \tau, z_0) g(\tau) e^{i\tau(\omega - \omega_0)}|$, where $g(\tau) = \text{sech}(\tau)$ is the gate function [1, 2]. In the 'before' diagram one can clearly see the bright soliton, which does not emit any significant Cherenkov radiation of its own, and the train of dark solitons, that have already produced a strong Cherenkov continuum. It is important to note that the broad pulse in the normal GVD range that nests the dark soliton train is chirped so that its trailing (rear) end has the wavelength (frequency) larger (smaller), than its front end. Thus, when the bright soliton starts its journey through Ψ_{ds} field it traverses across this chirped background. Hence, the frequencies ω_{w1} and ω_{w2} generated at the continuum edges do not stay constant but drift in the time-frequency space away from the zero GVD point. In the time domain, the pulses associated with the continuum wings emanate from the location of the bright soliton, see Fig. 3(d). The group velocities of the wing radiation pulses are however matched one to another across the zero GVD point, and with the greater frequency span than the spectral width of the intense part of the continuum, see also Fig. 2.

Summary

We have reported the spectrally diverging short and long wavelength wings of the fiber supercontinuum generated through the interaction of the dark and bright solitons. We have found that these wings appear when the Cherenkov radiation emitted by the dark solitons into the anomalous GVD range spontaneously gives birth to a bright soliton that traverses through the dark ones. Both wings are represented by the weak dispersing pulses emitted through the four-wave interaction between the bright and dark solitons. Our experimental and numerical data are in good agreement and a more detailed analysis of the effects reported above represents an open challenge.

Funding

Direction Générale de l'Armement (DGA); Russian Foundation for Basic Research (RFBR: 16-52-150006); ITMO University through the Government of the Russian Federation (Grant 074-U01). T. M. and A. K. acknowledge support from IRCICA (USR 3380 Univ. Lille - CNRS), from the ANR TOPWAVE (ANR-13-JS04-0004) project, from the "Fonds Européen de Développement Economique Régional", the Labex CEMPI (ANR-11-LABX-0007) and Equipex FLUX (ANR-11-EQPX-0017) through the "Programme Investissements d'Avenir".