HAL
open science

Manganese and rhenium-catalyzed selective reduction of esters to aldehydes with hydrosilanes

Duo Wei, Ruqaya Buhaibeh, Yves Canac, Jean-Baptiste Sortais

To cite this version:

Duo Wei, Ruqaya Buhaibeh, Yves Canac, Jean-Baptiste Sortais. Manganese and rhenium-catalyzed selective reduction of esters to aldehydes with hydrosilanes. Chemical Communications, 2020, 56 (78), pp.11617-11620. 10.1039/d0cc03580g . hal-02959788

HAL Id: hal-02959788

https://hal.science/hal-02959788v1

Submitted on 18 Nov 2020

HAL is a multi-disciplinary open access archive for the deposit and dissemination of scientific research documents, whether they are published or not. The documents may come from teaching and research institutions in France or abroad, or from public or private research centers.

L'archive ouverte pluridisciplinaire **HAL**, est destinée au dépôt et à la diffusion de documents scientifiques de niveau recherche, publiés ou non, émanant des établissements d'enseignement et de recherche français ou étrangers, des laboratoires publics ou privés.

Please do not adjust margins

COMMUNICATION

Manganese and Rhenium-catalyzed Selective Reduction of Esters to Aldehydes with Hydrosilanes

Received 00th January 20xx,
Accepted 00th January 20xx

DOI: 10.1039/x0xx00000x

Duo Wei, [a,b]† Ruqaya Buhaibeh, [b]† Yves Canac[b] and Jean-Baptiste Sortais*[b,c]

The selective reduction of esters to aldehydes, via the formation of stable alkyl silyl acetals, was, for the first time, achieved with both manganese, –$Mn_2(CO)_{10}$– and rhenium –$Re_2(CO)_{10}$– catalysts in the presence of triethylsilane as reductant. These two methods provide a direct access to a large variety of aliphatic and aromatic alkyl silyl acetals (30 examples) and to the corresponding aldehydes (13 examples) upon hydrolysis. The reactions proceeded in excellent yields and high selectivity at room temperature under photo-irradiation conditions (LED, 365 nm, 40 W, 9 h).

Functional group interconversion reactions are fundamental processes in synthetic chemistry. In this respect, the direct conversion of carboxylic acid esters to aldehydes represents a major but recurring challenge in organic synthesis. Indeed, due to the higher reactivity of aldehydes with respect to their ester precursors towards nucleophilic addition of hydride species, the undesired formation of alcohols resulting from over-reduction of aldehydes is generally difficult to avoid. Stoichoimetric reducing reagents involving bulky substituents,[1] such as diisobutylaluminum hydride (DIBALH),[2] have been widely employed, usually at low temperature but these reagents prove to be difficult to handle in both laboratorial and industrial scales, because of their dangerous nature. Therefore, the development of safer or/and greener catalytic processes is highly preferable and of primary interest.

In the field of heterogeneous catalysis, a few systems based on γ-Al_2O_3[3], Y_2O_3[4], Mn/Al[5] were developed for the direct hydrogenation of esters into aldehydes. However high reaction temperatures (260 – 420 °C) were generally required. As an alternative, catalytic reductions using hydrosilanes as a hydride source, i.e. via hydrosilylation, are more attractive from both selectivity and safety points of view.[6] For example, Motoyama *and coll.* reported Pd/C as catalyst for the hydrosilylation of esters to silyl acetals at 50 ˚C with 2.5 equiv. of 1,1,3,3-tetramethyldisiloxane (TMDS), the acetals being then easily converted to aldehydes after hydrolysis.[7]

In homogeneous catalysis, a limited number of systems capable of catalyzing the hydrosilylation of esters into aldehydes have been described. The first example, was reported by Piers *and coll.*, involving the organocatalyst $B(C_6F_5)_3$ and Ph_3SiH as reducing agent.[8] A few examples were also described with noble metals such as palladium, [9] ruthenium[10] and iridium.[11] On the other hand, only two catalysts involving Earth abundant metals were developed to date: a system based on cobalt-described by Michon *and coll.*[12] and another involving iron described by our group.[13]

Manganese, which is also a 3d metal standing as the third most abundant transition metal after iron and titanium, is attractive for the design of sustainable homogeneous catalysts.[14] Lately, the use of manganese in (transfer)hydrogenation reactions of various unsaturated compounds has grown exponentially[15] including the reduction of esters to alcohols.[16] Meanwhile, manganese has also been proven to be effective in the hydrosilylation of carbonyl and carboxylic acid derivatives.[17] In particular, it has been shown that esters could be selectively reduced to alcohols[18] or to ethers.[19]

However, to the best of our knowledge, the hydrosilylation of esters into aldehydes remains unknown to date with manganese while only an example was described with rhenium.[20] In the present contribution, we report thus the first effective Mn catalyzed reduction of esters to alkyl silyl acetals which can then be conveniently hydrolyzed to corresponding aldehydes. In addition, following our recent study on the rhenium-catalyzed reduction of carboxylic acids to aldehydes,[21] the activity of the related rhenium complex $Re_2(CO)_{10}$ is evaluated in this process and compared with that observed with its lighter congener $Mn_2(CO)_{10}$.

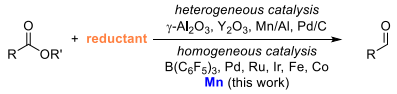

Scheme 1. Catalytic selective reduction of carboxylic esters to aldehydes.

a. Dr. D. Wei, Univ Rennes, CNRS, ISCR – UMR 6226, F-35000, Rennes, France.
b. Dr. D. Wei, R. Buhaibeh, Dr. Y. Canac, Prof. Dr. J.-B. Sortais, LCC-CNRS, Université de Toulouse, CNRS, UPS, Toulouse, France, E-mail: jean-baptiste.sortais@lcc-toulouse.fr
c. Prof. Dr. J.-B. Sortais, Institut Universitaire de France, 1 rue Descartes, F-75231 Paris Cedex 05, France.
† These authors contributed equally to this work.
Electronic Supplementary Information (ESI) available: [details of any supplementary information available should be included here]. See DOI: 10.1039/x0xx00000x

Please do not adjust margins

Please do not adjust margins

Based on our previous studies on the hydrosilylation of carboxylic acid derivatives,[13, 21-22] we firstly reacted methyl 2-naphthylacetate **1a** with Et_3SiH (4 equiv.) in the presence of $Mn_2(CO)_{10}$ (5.0 mol%) under irradiation (LED, 365 nm, 4*10 W) in toluene at room temperature (Table **1**).[23] To our delight, within 3 h, **1a** was converted to the corresponding alkyl silyl acetal **2a** obtained as a major product in 92% conversion and 82% selectivity, while only 18% of the undesired silyl ether **3a** was formed simultaneously due to over reduction (entry 1). Lowering the amount of silane from 4 to 1.1 equiv. induced a decrease of the conversion (from 92% to 60%) but enhanced significantly the selectivity toward the desired product **2a** (entries 2-4). With only 1.1 equiv. of Et_3SiH, in 9 h, **2a** was obtained in 89% NMR yield with an excellent selectivity (90% conversion, ratio **2a**: **3a** over >95: <5, entry 6).

Table 1. Optimization of the parameters for the reduction of methyl 2-naphthylacetate **1a**[a]

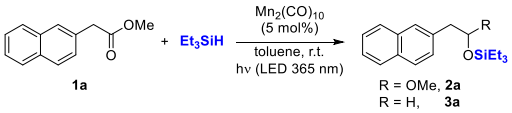

Entry	Et_3SiH [equiv.]	Time [h]	Conv. of **1a** [%][b]	Selectivity **2a** : **3a** [%][b]
1	4	3	92	82: 18
2	3	3	82	>95: <5
3	2	3	73	>95: <5
4	1.1	3	60	>95: <5
5	1.1	6	85	>95: <5
6	1.1	9	90	>95: <5
7[c]	2	6	56	>95: <5
8[d]	2	6	<1	-
9[e]	2	6	<1	-
10[f]	1.1	9	96	>95: <5

[a] General conditions: In a Schlenk tube, $Mn_2(CO)_{10}$ (4.9 mg, 5.0 mol%), toluene (0.5 mL), Et_3SiH, and **1a** (50 mg, 0.25 mmol) were added in that order, then stirred under irradiation (LED 365 nm, 40W) at r.t. (c.a. 30 °C); [b] Conversion of **1a** and yields of **2a** and **3a** detected by ^1H NMR; [c] irradiation (400-800 nm, 30 W); [d] in the dark; [e] at 100 °C; [f] $Re_2(CO)_{10}$ (0.5 mol%)

As in the case of carboxylic acids, [21-22] the nature of the silane was found to be crucial for the selectivity of the reaction (See S.I. Table S1, entries 8-13). Indeed, the use of the secondary silane Et_2SiH_2 led to partial conversion of **1a** (41%) with the formation of a mixture of products **2a** and **3a** in a ratio 49: 51. On the contrary, Ph_2SiH_2, $PhSiH_3$ and TMDS reversed the selectivity of the reaction and **3a** was detected as the sole product. With other tertiary silanes such as Ph_3SiH and $MePh_2SiH$, no reaction was observed.

Then a series of control experiments were performed. Under visible light irradiation (LED, 400-800 nm, 30 W) using 2 equiv. of Et_3SiH, 56% conversion of **1a** was observed, with a ratio of >95: <5 for products **2a**: **3a** (entry 7). Replacing the UV-LED devices by a Rayonnet RPR100 apparatus (350 nm) had little influence on both reactivity and selectivity (Table S1, entry 17). Noteworthy, under the same conditions, the use of a medium pressure UV mercury lamp (150 W) led to a 86% conversion after only 1h but the selectivity **2a**: **3a** dropped to 85: 15 (Table S1, entry18). In the absence of any light or under thermal conditions[10] (100 °C), no conversion of **1a** was detected after 6 h (entries 8 and 9), demonstrating that the photo irradiation is essential to reduce methyl 2-naphthylacetate **1a**.

Having optimized the reduction of **1a** with $Mn_2(CO)_{10}$, we then investigated the catalytic efficiency of the related complex $Re_2(CO)_{10}$, applying the optimized conditions, albeit using a lower loading of catalyst (0.5 mol%) as in the case of carboxylic acids.[21] **1a** was thus quasi-quantitatively converted (96%) and the corresponding acetal **2a** was obtained in good yield with high selectivity (>95%, entry 10, more details in S.I. table S2). "On–Off" experiments (see S.I. Figure S1 (Mn) and S2 (Re)) confirmed that continuous irradiation is also mandatory for both reductions to proceed.[20] In addition, the presence of TEMPO inhibited the reaction with both metals. (See S.I. for complementary experiments and discussion).[23]

With the optimized conditions in hand (Table 1): Method **A** ($Mn_2(CO)_{10}$, 5.0 mol%, entry 6) or method **B** ($Re_2(CO)_{10}$, 0.5 mol%, entry 10), 1.1 equiv. of Et_3SiH, toluene, room temperature, 9 h, photo irradiation (365 nm, 40W), we then explored the scope of this transformation (Table 2, and S.I. for limitations). Noteworthy, since the two methods generally give similar results, we will detail below only those obtained with method **A**. The results observed with method **B** will only be mentioned, if there is a significant difference between the two metals. Methyl 2-naphthylacetate **1a**, 1-naphthylacetate **1c** and 2-phenylacetate **1e** were readily converted into the corresponding alkyl silyl acetals **2a**, **2c** and **2e** in 71-82% isolated yields. In general, ethyl esters were found to be more reactive than their methylated analogues, as demonstrated with the quantitative reduction of esters **1b**, **1d** and **1f** into the corresponding acetals **2b**, **2d** and **2f** obtained in high yields (94-99%). *p*-, *m*-, *o*-Methyl substituted 2-phenylacetates **1g**, **1h** and **1i** were reduced in reasonable yields (59-83%). Increasing the steric hindrance at the phenyl ring barely affects the efficiency of this reaction, as illustrated with the ester **2j** featuring a mesityl group formed in 77% yield. Methyl 2-phenylacetate **1k** bearing a *p*-methoxy substituent and its ethyl analogue **1l** were smoothly converted into the corresponding alkyl silyl acetals **2k** and **2l** isolated in 87% and 97%, respectively. From esters bearing halogen atoms (**1m**-**1p**), the corresponding products **2m**-**2p** were obtained in moderate to excellent yields (68-99%). It must be noted that the acetal **2n** decomposed into the corresponding aldehyde **4h** during its purification on silica gel (See also Table 3, entry 8). While $Mn_2(CO)_{10}$ afforded product **2o** in 59% yield, no conversion of the ester **1o** exhibiting a *p*-bromo substituent was observed with $Re_2(CO)_{10}$, in line with the results obtained for the reduction of carboxylic acids.[21]. However, the reaction is tolerant to an electron-withdrawing group such as a *p*-trifluoromethyl substituent yielding the product **2p** in 75% yield. Increasing the steric hindrance at the α-position of the ester decreased the reactivity, as observed with the methyl 2-phenylbutanoate **1q** converted into **2q** in 68% yield in the presence of 4 equiv. Et_3SiH. The reactions between Et_3SiH and methyl/ethyl/benzyl 3-phenylpropanoate substrates **1r**-**1t** afforded the corresponding acetals **2r**-**2t** in 88%, 99% and

This journal is © The Royal Society of Chemistry 20xx

Please do not adjust margins

Please do not adjust margins

Table 2. Scope of the catalyzed reduction of carboxylic esters **1** to alkyl silyl acetals **2**[a]

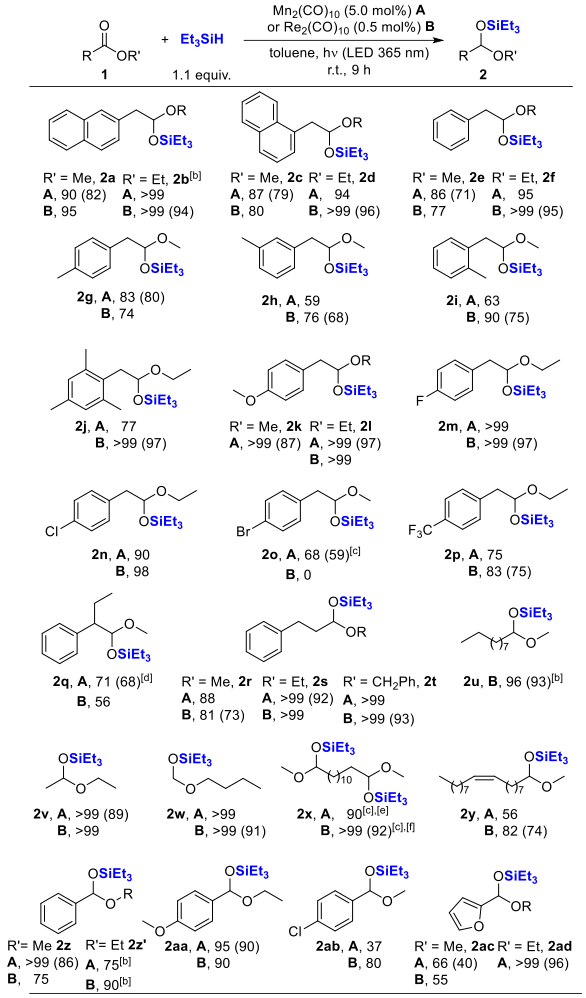

[a] General conditions: ester (0.5 mmol), Et_3SiH (88 µL, 0.55 mmol), $Mn_2(CO)_{10}$ (9.8 mg, 5.0 mol%, method **A**) or $Re_2(CO)_{10}$ (1.6 mg, 0.5 mol%, method **B**), r.t., toluene (1.0 mL), irradiation (LED 395 nm, 45W), 9 h; Conversion of **1** detected by ^1H NMR and isolated yields of **2** in parentheses; [b] 1.0 mmol scale, toluene (1.0 mL); [c] 2.2 equiv. Et_3SiH; [d] 4.0 equiv. Et_3SiH; [e] $Mn_2(CO)_{10}$ (10.0 mol%); [f] $Re_2(CO)_{10}$ (1.0 mol%).

99% yields, respectively.

Esters bearing aliphatic chains like methyl decanoate **1u**, ethyl acetate **1v** and butyl formate **1w** gave full conversion affording the corresponding products **2u** (method **B**), **2v** and **2w** in 96%, 99% and 99% yields, respectively. Dimethyl tridecanedioate **1x** was proved to be a suitable substrate since diacetal **2x** was formed in 92% isolated yield with 2.2 equiv. of Et_3SiH and $Re_2(CO)_{10}$ (1.0 mol%). The internal C=C bond in methyl oleate **1y** was also tolerated, as the acetal **2y** was produced in 56% yield with the C=C bond remaining intact.[24] On the opposite, when methyl 5-hexynoate was engaged as substrate, even in the presence of 2 equiv. of Et_3SiH, the hydrosilylation took place only at the terminal triple bond in line with the results reported by Wang *and coll.*[25] Good isolated yields were generally obtained from benzoate derivatives: methyl and ethyl benzoate (**1z, 1z'**) and ethyl 4-methoxybenzoate **2aa** were thus transformed into the acetals **2z, 2z'** and **2aa** in 99%, 75% and

Table 3. Scope of the reduction of carboxylic esters **1** to aldehydes **4**.[a]

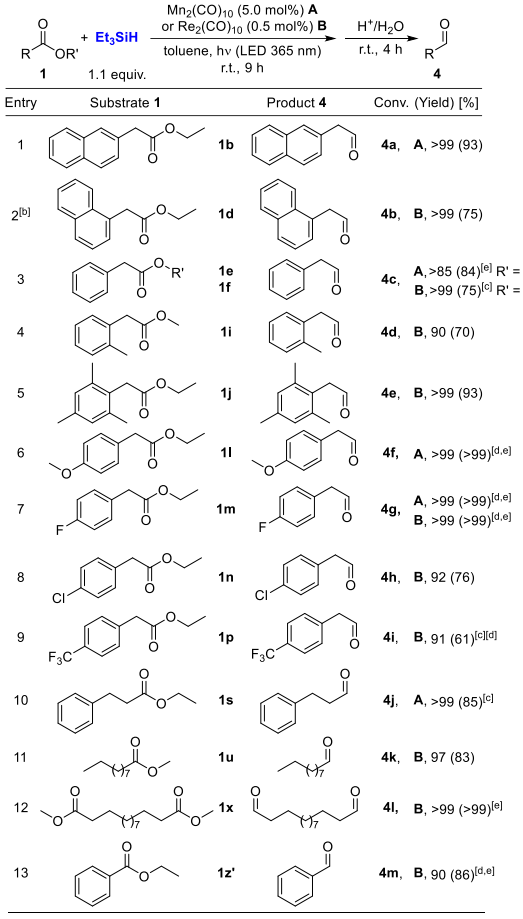

[a] General conditions: ester (0.5 mmol), Et_3SiH (88 µL, 0.55 mmol), $Mn_2(CO)_{10}$ (9.8 mg, 5.0 mol%, method **A**) or $Re_2(CO)_{10}$ (1.6 mg, 0.5 mol%, method **B**), r.t., toluene (1.0 mL), irradiation (LED 395 nm, 45W), 9 h; then hydrolysis (THF/HCl 1 N), 4 h. Conversions of **1** detected by ^1H NMR and isolated yields of **4** in parentheses; [b] 4.67 mmol (1 gram) scale; [c] Isolated as solid trioxane derivatives, see S.I.; [d] 1.0.mmol scale, toluene (1.0 mL), [e] NMR yield determined with internal standard.

95% yields with $Mn_2(CO)_{10}$. With $Re_2(CO)_{10}$ slightly lower conversions were observed for **2z** and **2aa** (75% and 90%, respectively). Methyl 4-chlorobenzoate **1ab** was reduced with a conversion of 37% and 80%, by using Mn and Re based-catalysts, respectively. Heteroaromatic substrates such as methyl (or ethyl) furan-2-carboxylate **1ac** (**1ad**) can be transformed into **2ac** (**2ad**) in 40% (96%) isolated yield.

In order to directly obtain the aldehyde products from the esters, we then performed an one-pot synthesis consisting in carrying out the hydrosilylation of the esters followed by the acidic hydrolysis of the acetals formed into aldehydes. The general scope of the present reaction is presented on Table **3**. Overall, the ester substrates were readily converted under standard conditions. For instance, the 2-(2-naphthalenyl)acetaldehyde **4a** was isolated in 93% yield, with $Mn_2(CO)_{10}$ as catalyst. Furthermore, from ethyl 2-(1-naphthalenyl)acetate **1d**, we have demonstrated the synthetic utility of this methodology in the preparation of aldehyde in gram scale, as evidenced with the corresponding aldehyde **4b** produced in 75% yield after purification by bulb to bulb

Please do not adjust margins

Please do not adjust margins

distillation. In addition, 2-phenylacetaldehyde **4c** and its derivatives bearing methyl- **4d**, **4e**, methoxy- **4f**, fluoro- **4g**, chloro- **4h** and trifluoromethyl- **4i** groups were isolated in 61-93% yields. 3-Phenylpropanal **4j,** decanal **4k,** tridecandial **4l** and benzaldehyde **4m** could also be prepared in over 80% yields.

In conclusion, the first Mn-catalyzed hydrosilylation of esters into corresponding silylacetals was carried out under mild conditions with excellent yield and high chemoselectivity. In addition, an alternative Re-based catalyst was considered showing comparable results for the same transformation. The two simple catalytic systems are based on commercially available $Mn_2(CO)_{10}$ (5.0 mol%) or $Re_2(CO)_{10}$ (0.5 mol%) complexes in the presence of a stoichiometric amount of Et_3SiH (1.1 equiv.) as an inexpensive silane source. With both catalysts, at room temperature under irradiation at 365 nm (LED, 4*10W), a large variety of carboxylic esters was thus reduced in moderate to good yields to the corresponding protected aldehydes without noticeable formation of silylethers arising from over-reduction. Upon hydrolysis, aromatic and aliphatic aldehydes, including di-aldehydes, were easily produced and isolated in good yields. For future developments in this competitive field, the two metallic systems reported here will have to be envisaged in a complementary manner, the catalytic loading 10 times lower used with rhenium having to be opposed with the lower price of manganese.

Conflicts of interest

There are no conflicts to declare.

Notes and references

1 a) L. I. Zakharkin, V. V. Gavrilenko, D. N. Maslin and I. M. Khorlina, *Tetrahedron Lett.*, 1963, **4**, 2087-2090; b) P. M. Weissman and H. C. Brown, *J. Org. Chem.*, 1966, **31**, 283-287; c) M. S. Kim, Y. M. Choi and D. K. An, *Tetrahedron Lett.*, 2007, **48**, 5061-5064; d) M. Masayoshi and M. Teruaki, *Chem. Lett.*, 1975, **4**, 215-218; e) J. S. Cha and S. S. Kwon, *J. Org. Chem.*, 1987, **52**, 5486-5487; f) N. M. Yoon, J. H. Ahn, D. K. An and Y. S. Shon, *J. Org. Chem.*, 1993, **58**, 1941-1944.

2 L. I. Zakharkin and I. M. Khorlina, *Tetrahedron Lett.*, 1962, **3**, 619-620.

3 A. Feinstein and E. K. Fields, *U.S. Patent 3,935,265*, 1976.

4 S. T. King and E. J. Strojny, *J. Catal.*, 1982, **76**, 274-284.

5 a) A. Chen, H. Xu, W. Hua, W. Shen, Y. Yue and Z. Gao, *Top. Catal.*, 2005, **35**, 177-185; b) H.-L. Xu, W. Shen and Y.-T. Yang, *Chin. J. Chem.*, 2001, **19**, 647-651; c) C. Pan, G. Chen, W. Shen and H. Xu, *Catal. Commun.*, 2009, **10**, 1718-1721; d) A. Chen, H. Xu, Y. Yue, W. Hua, W. Shen and Z. Gao, *Appl Catal A: Gen*, 2004, **274**, 101-109.

6 D. Addis, S. Das, K. Junge and M. Beller, *Angew. Chem. Int. Ed.*, 2011, **50**, 6004-6011.

7 S. Hosokawa, M. Toya, A. Noda, M. Morita, T. Ogawa and Y. Motoyama, *ChemistrySelect*, 2018, **3**, 2958-2961.

8 a) D. J. Parks and W. E. Piers, *J. Am. Chem. Soc.*, 1996, **118**, 9440-9441; b) D. J. Parks, J. M. Blackwell and W. E. Piers, *J. Org. Chem.*, 2000, **65**, 3090-3098.

9 J. Nakanishi, H. Tatamidani, Y. Fukumoto and N. Chatani, *Synlett*, 2006, DOI: 10.1055/s-2006-939058, 869-872.

10 M. Igarashi, R. Mizuno and T. Fuchikami, *Tetrahedron Lett.*, 2001, **42**, 2149-2151.

11 a) C. Cheng and M. Brookhart, *Angew. Chem. Int. Ed.*, 2012, **51**, 9422-9424; b) Y. Corre, V. Rysak, F. Capet, J.-P. Djukic, F. Agbossou-Niedercorn and C. Michon, *Chem. Eur. J.*, 2016, **22**, 14036-14041.

12 V. Rysak, A. Descamps-Mandine, P. Simon, F. Blanchard, L. Burylo, M. Trentesaux, M. Vandewalle, V. Collière, F. Agbossou-Niedercorn and C. Michon, *Catal. Sci. Technol.*, 2018, **8**, 3504-3512.

13 H. Li, L. C. Misal Castro, J. Zheng, T. Roisnel, V. Dorcet, J.-B. Sortais and C. Darcel, *Angew. Chem. Int. Ed.*, 2013, **52**, 8045-8049.

14 a) D. A. Valyaev, G. Lavigne and N. Lugan, *Coord. Chem. Rev.*, 2016, **308**, 191-235; b) W. Liu and L. Ackermann, *ACS Catal.*, 2016, **6**, 3743-3752; c) Y. Hu, B. Zhou and C. Wang, *Acc. Chem. Res.*, 2018, **51**, 816-827.

15 F. Kallmeier and R. Kempe, *Angew. Chem. Int. Ed.*, 2018, **57**, 46-60.

16 a) S. Elangovan, M. Garbe, H. Jiao, A. Spannenberg, K. Junge and M. Beller, *Angew. Chem. Int. Ed.*, 2016, **55**, 15364-15368; b) N. A. Espinosa-Jalapa, A. Nerush, L. J. W. Shimon, G. Leitus, L. Avram, Y. Ben-David and D. Milstein, *Chem. Eur. J.*, 2017, **23**, 5934-5938; c) R. van Putten, E. A. Uslamin, M. Garbe, C. Liu, A. Gonzalez-de-Castro, M. Lutz, K. Junge, E. J. M. Hensen, M. Beller, L. Lefort and E. A. Pidko, *Angew. Chem. Int. Ed.*, 2017, **56**, 7531-7534; d) M. B. Widegren and M. L. Clarke, *Org. Lett.*, 2018, **20**, 2654-2658.

17 a) R. J. Trovitch, *Acc. Chem. Res.*, 2017, **50**, 2842-2852; b) X. Yang and C. Wang, *Chem. Asian J.*, 2018, **13**, 2307-2315; c) B. Royo, *Adv. Organomet. Chem.*, 2019, **72**, 59-102.

18 a) O. Martínez-Ferraté, B. Chatterjee, C. Werlé and W. Leitner, *Catal. Sci. Technol.*, 2019, **9**, 6370-6378; b) T. K. Mukhopadhyay, C. Ghosh, M. Flores, T. L. Groy and R. J. Trovitch, *Organometallics*, 2017, **36**, 3477-3483; c) T. K. Mukhopadhyay, M. Flores, T. L. Groy and R. J. Trovitch, *J. Am. Chem. Soc.*, 2014, **136**, 882-885; d) C. M. Kelly, R. McDonald, O. L. Sydora, M. Stradiotto and L. Turculet, *Angew. Chem. Int. Ed.*, 2017, **56**, 15901-15904.

19 Z. Mao, B. T. Gregg and A. R. Cutler, *J. Am. Chem. Soc.*, 1995, **117**, 10139-10140.

20 Fan and coll. already reported that Re carbonyl complexes such as $Re(CO)_5Cl$ and $Re_2(CO)_{10}$ catalyses the hydrosilylation of ethyl acetate to the corresponding silyl ether under photochemical activation (200 - 800 nm). Acetaldehyde was identified as the intermediate. See: C. K. Toh, Y. N. Sum, W. K. Fong, S. G. Ang and W. Y. Fan, *Organometallics* 2012, **31**, 3880-3887.

21 D. Wei, R. Buhaibeh, Y. Canac and J.-B. Sortais, *Org. Lett.*, 2019, **21**, 7713-7716.

22 a) J. Zheng, S. Chevance, C. Darcel and J.-B. Sortais, *Chem. Commun.*, 2013, **49**, 10010-10012; b) L. C. Misal Castro, H. Li, J.-B. Sortais and C. Darcel, *Chem. Commun.*, 2012, **48**, 10514-10516.

23 a) M.-A. Tehfe, J. Lalevée, D. Gigmes and J. P. Fouassier, *J. Polym. Sci., Part A: Polym. Chem.*, 2010, **48**, 1830-1837; b) M. S. Wrighton and D. S. Ginley, *J. Am. Chem. Soc.*, 1975, **97**, 2065-2072; c) D. M. Allen, A. Cox, T. J. Kemp, Q. Sultana and R. B. Pitts, *J. Chem. Soc., Dalton Trans.*, 1976, DOI: 10.1039/DT9760001189, 1189-1193; d) S. A. Hallock and A. Wojcicki, *J. Organomet. Chem.*, 1973, **54**, C27-C29.

24 a) X. Yang and C. Wang, *Chin. J. Chem.*, 2018, **36**, 1047-1051; b) S. L. Pratt and R. A. Faltynek, *J. Organomet. Chem.*, 1983, **258**, C5-C8; c) H. S. Hilal, M. Abu-Eid, M. Al-Subu and S. Khalaf, *J. Mol. Catal.*, 1987, **39**, 1-11; d) H. S. Hilal, M. A. Suleiman, W. J. Jondi, S. Khalaf and M. M. Masoud, *J. Mol. Catal. A: Chem.*, 1999, **144**, 47-59.

25 X. Yang and C. Wang, *Angew. Chem. Int. Ed.*, 2018, **57**, 923-928.

This journal is © The Royal Society of Chemistry 20xx

Please do not adjust margins