



HAL
open science

Discovery of a stellar companion to HD 131399A

A.-M. Lagrange, M. Keppler, H. Beust, L. Rodet, N. Meunier, J. Lillo-Box, M. Bonnefoy, F. Galland

► **To cite this version:**

A.-M. Lagrange, M. Keppler, H. Beust, L. Rodet, N. Meunier, et al.. Discovery of a stellar companion to HD 131399A. *Astronomy & Astrophysics - A&A*, 2017, 608, pp.L9. <10.1051/0004-6361/201730978>. <hal-02959101>

HAL Id: hal-02959101

<https://hal.science/hal-02959101v1>

Submitted on 6 Oct 2020

HAL is a multi-disciplinary open access archive for the deposit and dissemination of scientific research documents, whether they are published or not. The documents may come from teaching and research institutions in France or abroad, or from public or private research centers.

L'archive ouverte pluridisciplinaire **HAL**, est destinée au dépôt et à la diffusion de documents scientifiques de niveau recherche, publiés ou non, émanant des établissements d'enseignement et de recherche français ou étrangers, des laboratoires publics ou privés.



HAL Authorization

LETTER TO THE EDITOR

Discovery of a stellar companion to HD 131399A[★]

A.-M. Lagrange¹, M. Keppler^{1,2}, H. Beust¹, L. Rodet¹, N. Meunier¹, J. Lillo-Box³, M. Bonnefoy¹, and F. Galland¹

¹ Institut de Planétologie et d'Astrophysique de Grenoble, UMR 5274 CNRS, Université Grenoble-Alpes, 38000 Grenoble, France
e-mail: anne-marie.lagrange@univ-grenoble-alpes.fr

² Max-Planck-Institut für Astronomie, Königstuhl 17, 69117 Heidelberg, Germany

³ ESO, Alonso de Cordova 3107, Casilla 19001, Santiago 19, Chile

Received 12 April 2017 / Accepted 10 May 2017

ABSTRACT

Context. The giant exoplanets imaged on wide orbits (≥ 10 au) around young stars challenge the classical theories of planet formation. The presence of perturbing bodies could have played a role in the dynamical evolution of the planets once formed.

Aims. We aim to search for close companions to HD 131399, a star around which a giant planet has been discovered, at a projected separation of about 80 au. The star also appears to be a member of a wide (320 au) binary system.

Methods. We recorded HARPS high resolution spectra in January 2017.

Results. We find that HD 131399A is probably seen close to pole-on. We discover a low mass star companion that orbits with a period of about 10 days on a misaligned orbit. Even though the companion does not have an impact on the current dynamical evolution of the planet, it could have played a role in its setting and in clearing the circumstellar disk from which the planet may originate.

Key words. techniques: radial velocities – planetary systems – binaries: close – stars: individual: HD 131399

1. Introduction

Exoplanet searches by radial velocity (RV) or transit methods have revealed the presence of giant planets (GPs) orbiting very close to their stars. Core accretion (CA), the commonly accepted formation mechanism for GPs in the solar system, is expected to occur in a region of a few au in width around the star beyond the iceline (see Kennedy & Kenyon 2008). To explain the existence of the hot Jupiters, the migration of the planet within the protoplanetary disk at an early stage of evolution has been proposed (see e.g. Lin et al. 1996).

Recently, several GPs on very remote orbits (dozens to hundreds of au from their stars) have been imaged. These GPs cannot have formed in situ by CA as this process would take too much time at these distances. They may have formed via another mechanism such as gravitational instability (GI) within the protoplanetary disk (Cameron 1978; Boss 1997) or within collapsing clouds, i.e. like binary systems. They may alternatively have formed closer in and have then been kicked away by some dynamical mechanism such as planet-planet scattering within the planetary system or via passing-by stars. A recent example of such a scenario was extensively investigated by Rodet et al. (2017) for the HD 106906 system, which hosts a planet orbiting at more than 650 au (see Bailey et al. 2014) and a debris disk (see Lagrange et al. 2016); we recently showed, using HARPS and VLTI/PIONIER data, that the central star is in fact a binary (Lagrange et al. 2016). HD 106906 is located in the Lower Centaurus-Crux LCC (Sco-Cen) association, the nearest (≈ 100 –200 pc) OB association and star forming region (de Zeeuw et al. 1999).

We recently acquired HARPS data of the young (16 ± 1 Myr, Pecaat et al. 2012), $1.82 M_{\text{Sun}}$, A2-type star HD 131399 (HIP 72940), another member of Sco-Cen which hosts a remote

giant planet recently discovered by the SPHERE extreme adaptive optics imager (Wagner et al. 2016); the planet's semi-major axis and orbital parameters are not well constrained, but its projected separation is greater than 80 au. This star forms a hierarchical triple system with the tight binary HD 131399BC, located about 350 au away. Interestingly, there is so far no evidence of dust around HD 131399, conversely to HD 106906. Wagner et al. (2016) have suggested different scenarios to explain the current planet orbit: “Scenario A) the planet formed on a short orbit around star A, and subsequently underwent a planet-planet scattering event that ejected it onto its current orbit; Scenario B) The planet formed as a circumbinary planet around components B and C and underwent a scattering event via interactions with another planet or with the binary itself, and was furthermore captured by star A; Scenario C) The planet formed around either component before the triple system arrived in its present configuration. The stellar orbits could have evolved subsequently due to interactions with the natal disks or secular effects”. Noticeably, Wagner et al. (2016) and Veras et al. (2017) have shown that the planet orbit may not be stable over the system lifetime, due to the high ratio between the planet-HD 131399 A separation and the HD 131399BC–HD 131399 A separation.

We report the results of our HARPS observations. The data and results are described in Sect. 2. In Sect. 3 we list some consequences of these results on the HD 131399 system.

2. Observations and analysis

2.1. Observations

We acquired 116 high resolution ($R \approx 110\,000$), high S/N spectra with HARPS, between July 2016 and January 2017. Each spectrum contains 72 spectral orders, and covers the 380–690 nm wavelength range. The S/N of the spectra at 550 nm varies between 70 and ≥ 200 ; the average S/N is 153. For each pointing, at least two consecutive spectra of a few minutes in length were recorded. In addition, two continuous 1h30 sequences of

[★] Based on data obtained with the ESO3.6 m/HARPS spectrograph at La Silla.

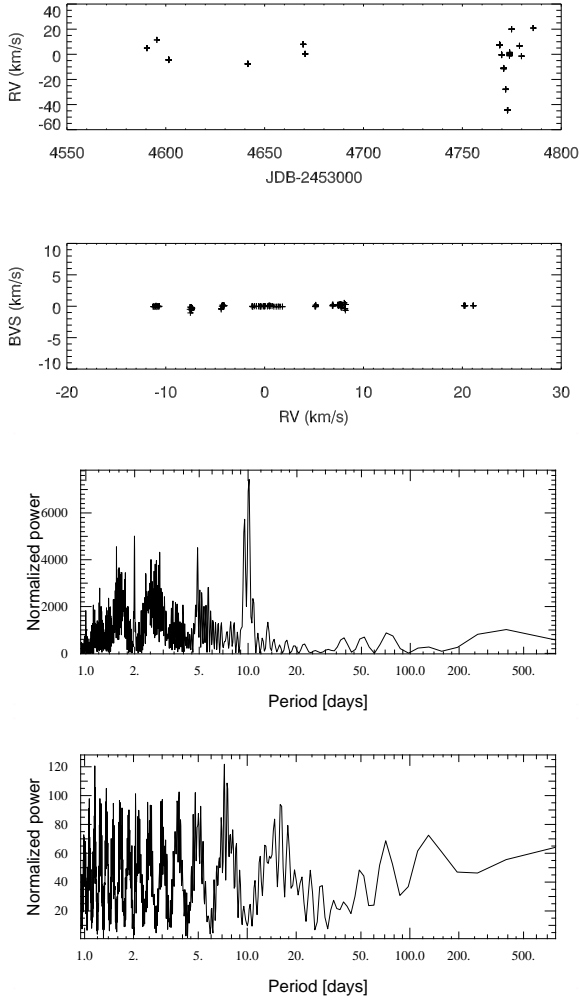


Fig. 1. *1st row:* HARPS RV time series of HD 131399 (the error bars are lower than 30 m/s). *2nd row:* Bisector Velocity Span (BVS) as a function of RV. The y -scale is different from that in the first panel. *3rd row:* Clean Lomb-Scargle periodogram of the RV. *4th row:* Clean Lomb-Scargle periodogram of the BVS.

individual spectra were obtained to check for possible short-term variations.

The HD 131399 spectrum is characteristic of a low $v \sin(i)$ early-type star¹. The $v \sin(i)$ measured on the cross-correlation functions (CCF) is about 19 km s⁻¹. No short-term variations are detected on timescales of minutes to hours, but huge RV variations are observed, with an amplitude of more than 60 km s⁻¹, on timescales of days. No correlation between the RV and bisector velocity span (hereafter BVS) measured on the CCFs are observed (see Fig. 1). Finally, the Lomb-Scargle periodogram and clean periodograms of the RV indicate a peak at about 10 days (Fig. 1), which is not present in the BVS periodogram.

The RVs measured with our SAFIR software (Galland et al. 2005) are provided in Appendix A and shown in Fig. 1.

2.2. Radial velocity analysis

The absence of correlation between RV and BVS indicates that the RV variations are not due to spots. Spots can also be ruled out given the star's early spectral type and the extremely high amplitude of the RV variations. Pulsations with periods as long as

¹ The only other noticeable feature is a strong, narrow interstellar absorption in each of the NaI doublet lines.

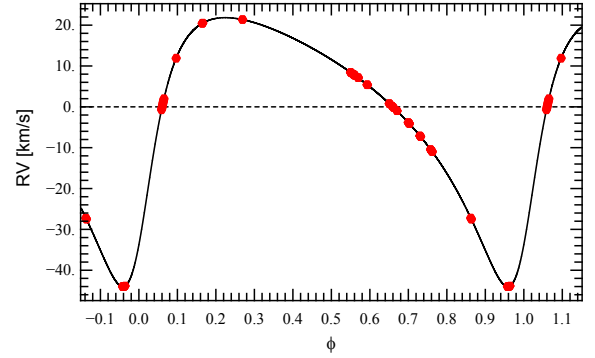


Fig. 2. Phase folded fit of HD 131399A RV variations.

Table 1. Fitted Keplerian orbit parameters (1σ error bars).

Parameter	Companion
P [days]	9.92860 ± 0.00004
e	0.48916 ± 0.00010
ω	-133.50291 ± 0.02158
T0-2 450 000 [JDB]	4753.37543 ± 0.00051
K (m/s)	$32\,920.770 \pm 4.380$
$M \sin(i)$ [M_{Jup}]	452.67220
a [au]	0.1185
$\sigma(\text{constant})$ [m/s]	19 181.20
$\sigma(\text{OMC})$ [m/s]	20.93

10 days are not known today among A-type main sequence stars. We therefore attribute the RV variations to a close companion.

The RV data are very well fitted by a low mass star companion ($M \sin i = 0.43 M_{\text{Sun}}$) orbiting with a period of 9.9 days (hence with a semi-major axis $a = 0.12$ au) and an eccentricity $e = 0.49$. The amplitude of the residuals is about 160 m s⁻¹, compared to the 60 km s⁻¹ amplitude of the input RV data. The rms of the residuals is 30.6 m s⁻¹, compared with the 19 km s⁻¹ rms of the input RV data. Figure 2 shows the results of the fit made using the YORBIT software (Ségransan et al. 2011), and Table 1 summarizes the main parameters of the orbit.

3. Discussion

3.1. Companion properties

The true mass M_p of the companion cannot be straightforwardly derived from the RV orbital fit. The mass derived from the YORBIT fit, $M_p \sin i = 0.43 M_{\text{Sun}}$ (Table 1) is obtained assuming $M_p \ll M_*$, where M_* is the mass of the central star. This assumption is valid for exoplanets, but may be questionable here. Classical Keplerian formalism gives the RV signal induced by a companion onto a star as

$$v_{\text{rad}} = K (\cos(\omega + \nu) + e \sin \nu), \quad (1)$$

where K is the amplitude, ω is the argument of periastron, e is the eccentricity, and ν is the true anomaly on the orbit. The yorbit fits provide K , ω , e , the orbital period P , and the time of periastron passage t_p . The amplitude K is related to the mass M_p as

$$K = \frac{M_p \sin i}{(M_p + M_*)^{2/3}} \times \left(\frac{2\pi G}{P} \right)^{1/3} \frac{1}{\sqrt{1 - e^2}}. \quad (2)$$

Whenever $M_p \ll M_*$, the $(M_p + M_*)^{2/3}$ term is usually approximated as $M_p^{2/3}$, which allows $M_p \sin i$ to be derived from the fit,

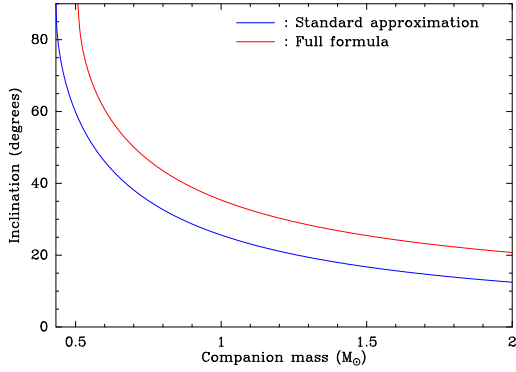


Fig. 3. Relation between the mass M_p of the companion of HD 131399A and its orbital inclination with respect to the plane of the sky. Blue curve: assuming $M_p \ll M_*$; red curve: general case (see text).

provided M_* is known. We must consider here the full formula, which changes the determination of M_p for a given $\sin i$. Figure 3 illustrates this correction, showing the relationship between $\sin i$ and M_p using the standard $M_p \sin i$ determination (blue) and the full formula (red). We see that for any given inclination, the use of the standard approximation leads to an underestimation of M_p . Noticeably, the minimum M_p value obtained for $i = 90^\circ$ (edge-on configuration) is now $0.51 M_{\text{Sun}}$ instead of $0.43 M_{\text{Sun}}$.

Determining precisely the maximum mass of the companion is not possible with the present data. To get a rough upper limit, we estimate the mass that would lead to a detectable spectrum of the secondary in the best conditions, i.e. at maximum velocities of both components and for a low $v \sin(i)$ companion. We only consider G-M companions as spectra of earlier type companions would be detectable. The maximum velocity of the secondary is estimated using the relation $V_B/V_A = M_A/M_B$ (which is only true for circular orbits, and approximate for an eccentric orbit), where V and M refer to the maximum velocities and masses of A and B. Given the low $v \sin(i)$ of HD 131399A, both spectra should be largely resolved (no blend) at maximum velocities, so the CCF signal of the companion should only be compared to the noise. We then approximate that the companion is detectable if $C/d \geq S/N$, where d is the depth of the secondary CCF, C is the contrast between the primary and the secondary, and S/N is the signal-to-noise ratio. To get an order of idea of the depth of the companion CCF, we considered the CCFs of the G-M stars of our Harps survey of members of young and close-by associations that have $v \sin(i) \leq 5 \text{ km s}^{-1}$. A large scatter is found, from 0.2 to 0.5, for the CCF depths. In a favourable case where the depth is 0.5, we find that companions earlier than K0 should give detectable spectroscopic signatures. Hence the companion spectral type is earlier than K0 and its mass lower than about $0.6\text{--}0.8 M_\odot$.

HD 131399A has a $v \sin i$ of 19 km s^{-1} , which is lower than the mean $v \sin i$ of early A-type stars. From the study of 191 stars with masses in the range $1.6\text{--}2.0 M_{\text{Sun}}$, Zorec & Royer (2012) get a distribution of equatorial velocities peaking at about 150 km s^{-1} . Assuming this value for HD 131399A would imply an inclination of HD 131399 rotation axis $i \lesssim 10^\circ$. In addition, given the $M \sin(i)$ of the companion and its maximum mass, we conclude that the companion orbit is very inclined with respect to the equatorial plane of the primary. This conclusion is also supported by the eccentric nature of the orbit. Tight binaries are known to undergo tidal circularization during the pre-main sequence phase up to periods of 8–10 days (Melo et al. 2001). The HD 131399A pair falls close to this threshold and thus might not be circularized yet. However, due to the high eccentricity

of HD 131399A companion, tides should be active at periastron. In this case, even if it is not fully circularized today, the orbit should have moderate eccentricity ($\lesssim 0.1$). The observed high eccentricity is an indication of strong ongoing or past gravitational perturbations onto this system that could also have caused a misalignment with the star’s equatorial plane.

These perturbations could arise or have arisen from the distant pair HD 131399BC. Wagner et al. (2016) report for the wide A-BC orbit an inclination between 45° and 65° with respect to the plane of the sky, i.e. also with respect to the HD 131399A equatorial plane if we assume a pole-on configuration. This could trigger a misalignment of the stellar companion, possibly via Kozai-Lidov (KL) cycles (Kozai 1962), which are known to cause large amplitude eccentricity and inclination variations. We note that we do not expect KL cycles to be currently active on the orbit. KL cycles in triple systems are characterized by an oscillation period that basically scales as $(M_{\text{tot}}/M_{\text{in}}) \times (P_{\text{out}}^2/P_{\text{in}})$ within a factor of order unity (see Beust & Dutrey 2006; Krymowski & Mazeh 1999; and Ford et al. 2000), where P_{out} is the orbital period of the outer perturber, P_{in} is the inner orbital period, M_{tot} is the total mass, and M_{in} is the mass of the central body. Taking $P_{\text{in}} = 9.9$ days, $P_{\text{out}} = 3556$ yr, $M_{\text{in}} = 1.82 M_{\text{Sun}}$, $M_{\text{tot}} = 1.82 + 0.96 + 0.6 M_{\text{Sun}}$, this gives a KL oscillation period of ~ 1 Gyr. This very slow precession induced to the central binary is likely to be overridden by the orbital advance due to General Relativity if not by tides, as shown by Fabrycky & Tremaine (2007) and Beust et al. (2012). The orbit could nevertheless have been wider in the past and been subject to KL cycles from the outer pair, thanks to a larger P_{in} . In this case, tides started to act at periastron in peak eccentricity phases of the KL cycles. This caused the orbit to shrink to its present-day state. This process, known as Kozai migration, was described by Wu & Murray (2003), Fabrycky & Tremaine (2007), and Beust et al. (2012). It naturally generates short-period but misaligned orbits, and could possibly have been at work in the HD 131399 system.

3.2. Link with planetary systems

HD 131399 thus appears to be a hierarchical multiple system made of two pairs of stars. While the HD 131399BC pair is a binary separated by a few au, HD 131399A is a very tight binary, with a separation of 0.12 au. The 17 confirmed imaged planets orbiting stars and with masses $\leq 16 M_{\text{Jup}}$ (to take into account possible metallicity effects on the limit mass for deuterium burning, Spiegel et al. 2011) orbit further than 20 au, except β Pic b (9 au), HR8799 e (14 au), and 51 Eri b (14 au). These remote GPs cannot a priori have formed situ by classical CA (Kennedy & Kenyon 2008), even though pebble accretion could help form CA planets at larger separations (tens of au) from their host stars than previously expected (Bitsch et al. 2015). These GPs are then regarded as good candidates for GI formation. Yet, among these 17 systems, we note that 7 are members of binary systems, with separations between fractions of au (HD 106906, HD 131399) and hundreds of au (2000 au for 51 Eri, Feigelson et al. 2006). Of course, the actual number of binaries could be higher (hence greater than 50%).

3.3. Impact on the planet dynamical history

The planet HD 131399A b is thus a rare example of a circumbinary planet imbedded in a quadruple stellar system. Two major dynamical issues can be raised concerning the planet. The first is its stability, which is not clear (Wagner et al. 2016) given its

not-so-small separation compared to the separation between the two binaries. Even though the planet's current orbit (eccentricity, semi-major axis, etc.) is not well characterized and given the very short separation between both stars, it is very probable that the binary nature of HD 131399A does not play a role in the current stability of the planet. We also note that considering the probable misalignment of the inner binary orbit with respect to the central star's equatorial plane, no hypothesis about the current orbital plane of the planet can be proposed.

The second issue is the past dynamical history of the planet and its present-day orbital evolution. If we assume that it did not form in situ, then it might either have formed orbiting the HD 131399BC pair and then been captured by HD 131399A, or it may have formed by conventional CA as a circumbinary planet orbiting HD 131399A, but closer than today, and been subject to dynamical ejection to reach its current remote orbit. In the latter scenario, the binary nature of HD 131399A could have played an active role. Rodet et al. (2017) recently investigated a model to explain the formation of the distant planet (~700 au) imaged around HD 106906. In this scenario, the recently discovered binary nature of HD 106906 (Lagrange et al. 2016) plays a crucial role. The planet first forms at a standard distance in the circumbinary disk. Then it is subject to inward migration due to viscous interaction with the disk, and gets captured in a mean-motion resonance with the binary. The resonant interaction causes an increase in the planet's eccentricity that drives it too close to the binary at periastron, so that it finally gets ejected by a close encounter. A similar scenario could easily be considered for HD 131399Ab. Rodet et al. (2017) has shown that a key point for this scenario is the eccentricity of the HD 106906 binary. The resonant eccentricity increase of the planet that furthermore leads to a close encounter is a direct consequence of the binary's eccentricity. With a circular binary, the planet, once captured in resonance with it, would remain there forever. The HD 131399A pair's high eccentricity obviously reinforces the similarity between the two cases. The main difference is the presence of the outer pair HD 131399BC. The weakest point in the Rodet et al. (2017) scenario is the stabilization of the planet on its current wide bound orbit. Most of the time, the close encounter with the central binary actually leads to a definitive ejection of the planet. Rodet et al. (2017) invoke stabilization via interaction with passing-by stars, and reach the conclusion that it is unlikely although not to be excluded. In the HD 131399 case, the outer pair could easily have played a similar role to the hypothetical stellar fly-bys in the HD 106906 system; the main difference is that the outer pair is known and bound to the system, thus permanently exerting gravitational perturbations onto the planet.

If the central binary itself could have undergone Kozai migration triggered by the outer pair (see above), this would increase the likelihood of the proposed scenario. Resonant capture of the planet could indeed be due to the migration of the planet or to the Kozai-induced migration of the binary. Moreover, the planet eccentricity could have been enhanced by KL cycles induced by the outer pair with no need of resonant capture. Obviously, a dedicated deeper dynamical study is required to investigate the proposed scenario and its variants.

The present-day dynamical interaction of the planet with the outer pair also needs to be investigated. As noted above, no relevant hypothesis about the coplanarity of the various orbits can be made. If the current orbit of HD 131399Ab is significantly inclined with respect to the wide orbit between the two binaries, then the planet could still be subject to KL cycles due to the outer pair. In that case, the planet would have regular high eccentricity phases with repeated periastron passages down to a

few au. These episodes could easily have caused the destruction of any remaining circumstellar (CS) disk around HD 131399A and thus explain the current absence of CS material. Assuming the orbital parameters given by Wagner et al. (2016), the period of these KL oscillations should be ~40 000 yr. This is short enough for them to have carved the remaining CS disk.

4. Concluding remarks

HD 131399 is a fascinating complex system with many interrelated dynamical issues. The binary nature of the central star that we evidence in this paper may have played an important role in the generation of the system's current configuration. Various dynamical studies need to be conducted to investigate its history and its present-day dynamics. Also, many still unknown parameters need to be better constrained to allow a more focused study. A direct detection using interferometers of the HD 131399 A companion, if possible, would help constrain its mass and orbit. Longer term astrometric follow-up of the orbital motion of the planet and of the outer pair will help refine the tentative orbital determination of Wagner et al. (2016) and probe the hypothesis of ongoing KL cycles for the planet.

Note added in proof. Shortly after this letter was accepted for publication, Nielsen et al. (2017) questioned the reality of the HD 131399 b planet and claimed the source is instead a background star. Monitoring of the astrometry, as well as a more detailed spectroscopy, will be decisive in order to disentangle the two hypotheses. In any case, the results on the binarity of the central star presented in the present paper are not affected.

Acknowledgements. We acknowledge support from the French CNRS and the support from the Agence Nationale de la Recherche (ANR-14-CE33-0018), the OSUG LABEX. A.M.L. thanks P. Rubini for his help on the developments of our RV measurement tool SAFIR, and D. Ségransan for providing us with Yorbit.

References

- Bailey, V., Meshkat, T., Reiter, M., et al. 2014, *ApJ*, **780**, L4
 Beust, H., & Dutrey, A. 2006, *A&A*, **446**, 137
 Beust, H., Bonfils, X., Montagnier, G., Delfosse, X., & Forveille, T. 2012, *A&A*, **545**, A88
 Bitsch, B., Lambrechts, M., & Johansen, A. 2015, *A&A*, **582**, A112
 Boss, A. P. 1997, *Science*, **276**, 1836
 Cameron, A. G. W. 1978, *Moon and Planets*, **18**, 5
 Delorme, P., Gagné, J., Girard, J. H., et al. 2013, *A&A*, **553**, L5
 de Zeeuw, P. T., Hoogerwerf, R., de Bruijne, J. H. J., Brown, A. G. A., & Blaauw, A. 1999, *AJ*, **117**, 354
 Fabrycky, D., & Tremaine, S. 2007, *ApJ*, **669**, 1298
 Feigelson, E. D., Lawson, W. A., Stark, M., Townsley, L., & Garmire, G. P. 2006, *AJ*, **131**, 1730
 Ford, E. B., Kozinsky, B., & Rasio, F. A. 2000, *ApJ*, **535**, 385
 Galland, F., Lagrange, A.-M., Udry, S., et al. 2005, *A&A*, **443**, 337
 Kennedy, G. M., & Kenyon, S. J. 2008, *ApJ*, **673**, 502
 Kozai, Y. 1962, *AJ*, **67**, 591
 Krymowski, Y., & Mazeh, T. 1999, *MNRAS*, **304**, 720
 Lagrange, A.-M., Langlois, M., Gratton, R., et al. 2016, *A&A*, **586**, L8
 Lin, D. N. C., Bodenheimer, P., & Richardson, D. C. 1996, *Nature*, **380**, 606
 Malkov, O. Y., Tamazian, V. S., Docobo, J. A., & Chulkov, D. A. 2012, *A&A*, **546**, A69
 Melo, C. H. F., Covino, E., Alcalá, J. M., & Torres, G. 2001, *A&A*, **378**, 898
 Nielsen, E. L., De Rosa, R. J., Rameau, J., et al. 2017, *AJ*, **154**, 6
 Pecaat, M. J., Mamajek, E. E., & Bubar, E. J. 2012, *ApJ*, **746**, 154
 Rodet, L., Beust, H., Bonnefoy, M., et al. 2017, *A&A*, **602**, A12
 Ségransan, D., Mayor, M., Udry, S., et al. 2011, *A&A*, **535**, A54
 Simon, M., Ghez, A. M., Leinert, C., et al. 1995, *ApJ*, **443**, 625
 Spiegel, D. S., Burrows, A., & Milsom, J. A. 2011, *ApJ*, **727**, 57
 Veras, D., Mustill, A. J., & Gänsicke, B. T. 2017, *MNRAS*, **465**, 1499
 Wagner, K., Apai, D., Kasper, M., et al. 2016, *Science*, **353**, 673
 Wu, Y., & Murray, N. 2003, *ApJ*, **589**, 605
 Zorec, J., & Royer, F. 2012, *A&A*, **537**, A120

Appendix A: Additional tables

Table A.1. HD 131399 A RV and associated uncertainties.

Jdb-2453000	Vrad (km s ⁻¹)	Svrad (km s ⁻¹)	Jdb-2453000	Vrad (km s ⁻¹)	Svrad (km s ⁻¹)	Jdb-2453000	Vrad (km s ⁻¹)	Svrad (km s ⁻¹)
4590.472493	4.958037	0.015599	4768.8329	7.501866	0.013433	4772.842836	-44.427501	0.012715
4590.476439	4.943966	0.015123	4768.837842	7462	0.012488	4772.847686	-44.463261	0.013181
4590.480061	4.946292	0.014657	4768.842738	7.472933	0.013462	4772.852987	-44.451225	0.014493
4590.484066	4.895513	0.016714	4768.847901	7.404405	0.014849	4772.857745	-44.38402	0.014339
4590.487931	4.880938	0.013664	4768.852751	7.403179	0.017757	4772.862768	-44.378799	0.014413
4595.477585	11.340506	0.035232	4768.857971	7.328236	0.016651	4772.867757	-44.346798	0.014691
4595.481277	11.51076	0.03534	4768.862775	7.329533	0.02033	4772.872792	-44.335279	0.015138
4601.463224	-4.286319	0.018824	4768.867949	7.265356	0.019755	4772.877642	-44.321522	0.015358
4601.46702	-4.319404	0.01932	4768.872834	7.23236	0.014998	4773.815134	-1.252205	0.014502
4601.470815	-4.371132	0.019566	4768.877591	7.205863	0.014955	4773.820076	-1.049989	0.01387
4601.474646	-4.415927	0.022364	4768.882904	7.17782	0.01957	4773.825054	-0.825953	0.014376
4601.478407	-4.437629	0.02617	4769.826609	-0.231703	0.011837	4773.830135	-0.58426	0.014519
4601.482238	-4.404437	0.025333	4769.831632	-0.267481	0.011781	4773.835124	-0.360721	0.013554
4601.486381	-4.497497	0.020771	4769.836575	-0.313381	0.01225	4773.839963	-0.160771	0.014292
4601.489795	-4.545058	0.019771	4769.866219	-0.597771	0.011349	4773.845044	0.066515	0.015028
4601.493591	-4.605882	0.022891	4769.871161	-0.640893	0.011347	4773.850079	0.305418	0.01402
4601.497422	-4.619198	0.030239	4769.876243	-0.685032	0.011685	4773.855501	0.538905	0.013632
4641.478498	-7.541516	0.019841	4770.824034	-10.866021	0.016121	4773.859964	0.720106	0.013629
4641.481264	-7.597821	0.021477	4770.828826	-10.928586	0.015565	4773.865	0.958649	0.01349
4641.483891	-7.600999	0.021164	4770.833908	-10.990912	0.016459	4773.869988	1.160301	0.013125
4641.48668	-7.620386	0.021644	4770.838897	-11.027784	0.016118	4773.875024	1.345242	0.013324
4641.48933	-7.664465	0.01909	4770.843781	-11.121672	0.015328	4773.879908	1.586455	0.013067
4641.491888	-7.666692	0.020904	4770.848955	-11.202821	0.013787	4774.862485	19.942717	0.019927
4641.494584	-7.719035	0.021233	4770.85362	-11.249462	0.014407	4774.867474	19.97128	0.02014
4641.497304	-7.783733	0.021915	4770.859118	-11.295756	0.015746	4774.87251	19.994109	0.02057
4641.499931	-7.754445	0.022011	4770.863829	-11.384552	0.013221	4774.877637	20.017927	0.023354
4669.474435	7.971053	0.019292	4770.868807	-11.43984	0.013046	4774.88258	20.080034	0.019806
4669.478231	7.956061	0.018279	4770.873703	-11.50666	0.013914	4778.881789	6.684103	0.020486
4669.482062	7.933857	0.019309	4771.862182	-27.635957	0.015279	4778.887241	6.659024	0.018251
4669.485824	7.913687	0.020536	4771.867032	-27.754595	0.015348	4778.892276	6.629863	0.017897
4669.489793	7.842969	0.022421	4771.872148	-27.81507	0.016395	4778.89708	6.698975	0.0177
4670.472761	0.33918	0.016684	4771.876998	-27.946093	0.01628	4779.885552	-1.410276	0.016693
4670.476696	0.322647	0.016892	4771.882125	-28.043692	0.019595	4779.890402	-1.46599	0.018208
4670.480492	0.284061	0.016202	4772.807879	-44.468846	0.0133	4779.895576	-1.472205	0.014106
4670.484427	0.244131	0.016488	4772.812961	-44.4846	0.01315	4785.829492	20.910538	0.012995
4670.488119	0.225303	0.01714	4772.81795	-44.459418	0.012344	4785.834354	20.887955	0.013264
4768.813106	7.652601	0.020717	4772.8228	-44.47095	0.01268	4785.839447	20.880584	0.012827
4768.817945	7.583505	0.018589	4772.827881	-44.487859	0.012453			
4768.822934	7.555708	0.018155	4772.832812	-44.473689	0.012941			
4768.827922	7.546968	0.015949	4772.837847	-44.471345	0.012482			

Table A.2. Properties of multiple stellar systems with imaged planets.

Name	Star mass (M_{sun})	Binary Sep.	Ref.	Planet mass (M_{Jup})	Planet smh (au)	Dust disk?
HD 131399A	1.82	0.12 au	this work	4 + 1-1	80, 0	No
51 Eri	1.75	2000 au (projected)	Feigelson et al. (2006)	7-5 + 5	14, 0	DD
ROXs 42B	0.6	56 mas	Simon et al. (1995)	10-4 + 4	140, 0	
FW Tau	0.26	160 mas	Simon et al. (1995)	10-4 + 4	330, 0	PD
HD 106906	1.5	≤0.5 au	Lagrange et al. (2016)	11 + -2	654, 0	DD
Ross 458 (AB)	0.6	0.05'' = 0.5 au	Malkov et al. (2012)	11, 3 + -4.5	1168, 0	disk
2M 0103-55 (AB)	0.4	12 au	Delorme et al. (2013)	13 + -1	84, 0	