



HAL
open science

Compaction of mixtures of rigid and highly deformable particles: A micromechanical model

Manuel Cárdenas-Barrantes, David Cantor, Jonathan Barés, Mathieu Renouf,
Emilien Azéma

► To cite this version:

Manuel Cárdenas-Barrantes, David Cantor, Jonathan Barés, Mathieu Renouf, Emilien Azéma. Compaction of mixtures of rigid and highly deformable particles: A micromechanical model. *Physical Review E*, 2020, 102 (3), 10.1103/PhysRevE.102.032904. hal-02947856





HAL Id: hal-02947856

<https://hal.science/hal-02947856>

Submitted on 24 Sep 2020

HAL is a multi-disciplinary open access archive for the deposit and dissemination of scientific research documents, whether they are published or not. The documents may come from teaching and research institutions in France or abroad, or from public or private research centers.

L'archive ouverte pluridisciplinaire **HAL**, est destinée au dépôt et à la diffusion de documents scientifiques de niveau recherche, publiés ou non, émanant des établissements d'enseignement et de recherche français ou étrangers, des laboratoires publics ou privés.

Compaction of mixtures of rigid and highly deformable particles: A micromechanical modelManuel Cárdenas-Barrantes ^{1,*} David Cantor ^{2,†} Jonathan Barés ^{1,‡} Mathieu Renouf,^{1,§} and Emilien Azéma ^{1,3,||}¹*LMGC, Université de Montpellier, CNRS, Montpellier, France*²*Department of Civil, Geological and Mining Engineering, Polytechnique Montréal, Québec, Canada*³*Institut Universitaire de France (IUF), France*

(Received 28 May 2020; accepted 31 August 2020; published 22 September 2020)

We analyze the isotropic compaction of mixtures composed of rigid and deformable incompressible particles by the nonsmooth contact dynamics approach. The deformable bodies are simulated using a hyperelastic neo-Hookean constitutive law by means of classical finite elements. We characterize the evolution of the packing fraction, the elastic modulus, and the connectivity as a function of the applied stresses when varying the interparticle coefficient of friction. We show first that the packing fraction increases and tends asymptotically to a maximum value ϕ_{\max} , which depends on both the mixture ratio and the interparticle friction. The bulk modulus is also shown to increase with the packing fraction and to diverge as it approaches ϕ_{\max} . From the micromechanical expression of the granular stress tensor, we develop a model to describe the compaction behavior as a function of the applied pressure, the Young modulus of the deformable particles, and the mixture ratio. A bulk equation is also derived from the compaction equation. This model lays on the characterization of a single deformable particle under compression together with a power-law relation between connectivity and packing fraction. This compaction model, set by well-defined physical quantities, results in outstanding predictions from the jamming point up to very high densities and allows us to give a direct prediction of ϕ_{\max} as a function of both the mixture ratio and the friction coefficient.

DOI: [10.1103/PhysRevE.102.032904](https://doi.org/10.1103/PhysRevE.102.032904)**I. INTRODUCTION**

Mixtures of particles with different bulk properties are the constitutive element of many materials playing a crucial role in many natural and industrial processes. Among these materials are biological tissues composed of soft cells [1–3], foams [4,5], suspensions [6–9], clayey materials [10,11], and any sintered material [12–15] as ceramic, metal, or pharmaceutical pills to name a few. In an engineering context, recent emerging issues have led to the design of new materials in the form of a mixture of soil particles with rubber pieces (made from discarded tires). Such composite material exhibits new and fascinating mechanical properties, such as better stress relaxation [16–19], seismic isolation [20–23], and foundation damping [16,19,24,25], while reducing the weight of the structures or increasing the packing fraction of the granular composites. The range of applications for rigid-deformable composites is potentially broad and opens the door to an extensive field of fundamental topics that are still poorly studied.

The mechanical behavior of a packing of deformable particles mainly depends on the ability of the particles to both rearrange (sliding or rolling) and change their shape (related to the Young's modulus and the Poisson's ratio of the particles). For example, at the outset of compression, the granular

assembly tends to the jammed state mainly by inner particle rearrangements until a mechanical equilibrium is reached withstanding the imposed loading. Once jammed, if the compression continues, the particle deformation is the main mechanism that permits the system to find a new mechanical equilibrium. Hence the complexity of rigid-deformable mixtures arises from geometrical and mechanical dissimilarities between particles, leading to possible rearrangements even after the jamming point [26–28].

The compaction of soft granular matter, especially beyond the jamming point, is a broad issue increasingly studied in the literature. Innovative experiments [26–31] and advanced numerical methods (including discrete element methods [31–36], meshless approaches [29,37,38], and coupled finite-discrete element methods [39–42]) have made it possible to take a step forward in the understanding of the microstructural evolution beyond the jamming point. However, a theoretical modeling of the compaction process is still missing. Indeed, a large number of equations trying to link the confining pressure P to the packing fraction ϕ (i.e., the ratio between the volume of the particles V_p over the volume of the box V) have been proposed, but most of them are based on empirical strategies.

One of the first constitutive equations was proposed by Walker in 1923 [43]. This states that the packing fraction, ϕ , is proportional to the logarithm of the pressure ($\ln P$). This model involves two fitting constants which have been later correlated to an equivalent Young's modulus or yield strength [44]. Shapiro and Kolthoff [45], followed by Konopicky [46] and Heckel [13], had a different approach and assumed the proportionality between the porosity ($1 - \phi$)

*manuel-antonio.cardenas-barantes@umontpellier.fr

†david.cantor@polymtl.ca

‡jonathan.bares@umontpellier.fr

§mathieu.renouf@umontpellier.fr

||emilien.azema@umontpellier.fr

and the packing fraction increment over the stress increment ($d\phi/dP$). They proposed that $P \propto \ln(1 - \phi)$ with, again, two fitting constants related to the powder properties. Later, Carroll and Kim [47] justified this equation by correlating the loss of void space in the packing and the collapse of a spherical cavity within an elastic medium. Many other compaction equations have been proposed in the literature [14,48–51]. However, like the previous ones, they relate linearly the logarithm of the packing fraction and a polynomial function of P , with two or three fitting constants. Some models also introduce a maximum packing fraction ϕ_{\max} , which depends on the grains' properties (shape, size, friction coefficient, etc.) in the form of $P \propto \ln(\phi_{\max} - \phi)$ [52]. Recently, double logarithmic functions have also been proposed by Ge *et al.* [53], Zhang *et al.* [54], and Wünsch *et al.* [55]. They link linearly $\ln P$ to $\log \ln \phi$. Less usual, nonlinear equations have also been proposed by some authors [12,38,56,57], linking a functional form of P to a functional form of ϕ . Those models still introduce fitting constants and most of them do not consider a maximum packing fraction.

An extensive list of equations mostly designed for metal or pharmaceutical powder compactions is reviewed in [58–60]. Although the previous models provide acceptable predictions on specific cases, their limitations are due to (i) the use of parameters with no clear physical meaning, (ii) the lack of physical derivation, and, for many among them, (iii) the limitation to a single solid granular phase.

For assemblies of two distinct solid granular phases (i.e., for binary mixtures), the, so far, adopted strategies consist of using existing compaction equations for a single granular phase and free-parameter fitting [42,61]. However, an attempt to predict the compaction behavior of mixtures of rigid-deformable particles can be attributed to Platzer *et al.* [29], who studied mixtures of sand with rubber particles. They introduced an equation involving four parameters and deduced from the assumption that the empty space is filled as a first-order differential equation of the applied pressure. Nevertheless, the authors mentioned that their model provides fair predictions for low pressures and a ratio of rigid to deformable particles below 50%, but it loses its accuracy for high pressure. It is worth noting that, as discussed later in Appendix A, their model is a more general form of previous models.

The large number of constitutive equations aimed at describing the evolution of compressed granular materials shows that there is currently no consensus on the micromechanisms taking place during the compaction. A more proper description and modeling of the compaction process should consider the multicontact nature of the assembly together with the deformability of the particles.

In this paper, we analyze the compaction behavior of mixtures of rigid and deformable particles by using a coupled discrete element and finite element method: the nonsmooth contact dynamics (NSCD) approach. We study the effect of the proportion of rigid-deformable particles in the mixture and the interparticle friction on the compaction evolution and elastic properties beyond the jamming point. Starting from the micromechanical definition of the granular stress tensor, we introduce an analytical model for the compaction behavior accounting for the evolution of particle connectivity, the applied pressure, the packing fraction, and the mixture ratio (i.e.,

the proportion of rigid-deformable particles in the assembly). Our model accurately predicts the sample density ranging from the granular jamming point up to high packing fractions for all mixture ratios and friction coefficients. This model extends to binary mixtures our previous work developed for an assembly of only deformable particles [62]. As a natural consequence, the bulk modulus evolution and the maximum density a mixture can reach are also deduced.

The paper is structured as follows. In Sec. II, we briefly describe the numerical method used in the simulations, the construction of the samples, and the procedure followed during the compaction. In Sec. III, the evolution of the packing fraction and the bulk properties beyond the jamming are analyzed as a function of the applied pressure for different values of the mixture ratio and friction. In this section, a discussion is also proposed regarding the approximation given by some existing models to our results. In Sec. IV, a micromechanical model of compaction is presented and validated. Finally, conclusions and perspectives are discussed in Sec. V.

II. NUMERICAL PROCEDURES

A. Coupled discrete-finite element method

The simulations are carried out by means of the nonsmooth contact dynamics (NSCD) method originally developed by Moreau and Jean [63,64]. The NSCD is the extension of the contact dynamic (CD) method [64,65] to deformable bodies through a finite elements approach (FEM). In the CD method, the equations of motion are integrated over a small time step and combined with the kinematic constraints resulting from contact interactions. These interactions are characterized by one parameter (regardless of the rigid or deformable behavior of the particles), the coefficient of friction μ . Contact interactions are thus rewritten as complementary relations between velocity changes and impulses (i.e., contact laws are not regularized as in the so-called smooth approach). The normal interaction is described by the Signorini condition and the tangential interaction is described through Coulomb's friction law. For the case of deformable particles, classical finite element techniques are used to compute their deformations. Finally, an iterative and parallelized algorithm of resolution is used [66] to simultaneously find the contact forces and changes of the momentum of each grain over time steps.

We used an implementation of the NSCD on the free, open-source simulation platform LMGC90 [67], developed in Montpellier and capable of modeling a collection of deformable or nondeformable particles. More details about the mathematical formulation and the implementation of this numerical method are given in [64,65].

B. Packing construction, isotropic compression, and dimensionless parameters

All samples are prepared according to the same protocol. First, $N_p = 1500$ rigid disks are randomly placed into a square box of initial length L_0 by simple geometrical rules in order to build a dense system [68]. A weak size polydispersity is considered by varying the diameter d of the disks in the range of $[0.8\langle d \rangle, 1.2\langle d \rangle]$ with a uniform distribution of the particle volume (area in 2D) fractions and $\langle d \rangle$ the mean diameter.




FIG. 1. Scheme of the compression test for $\kappa = 0.50$. A collection of deformable and rigid particles are prescribed inside an initially squared 2D frame and compressed in a quasistatic manner with an imposed pressure. P is the applied pressure and L is the size of the square box.

Second, a volume κV_p of rigid disks is homogeneously replaced by deformable disks meshed with 92 triangular similar-size elements, with κ the mixture ratio varying from 0.2 (packing composed of 20% of deformable particles) to 1 (packing of only deformable particles). All deformable particles are assumed to have the same isotropic neo-Hookean incompressible constitutive law [69]. We use a constant Poisson's ratio equal to 0.495 and a Young modulus E ($E \rightarrow \infty$ for the rigid particles). Plane-strain conditions are also assumed.

Finally, the packings are isotropically compressed by gradually, and quasistatically, applying a stress P on the boundaries, as shown in Fig. 1. A set of loading steps are undertaken targeting stable values of applied pressure and packing fraction. For a given pressure P , a stable state is reached once the variations of the packing fraction remained below 0.01%. The friction with the walls and the gravity are set to 0 to avoid force gradients in the sample.

The relevant dimensionless control parameters for disks under pressure P are the reduced pressure P/E [70,71] and the inertia parameter I [72] to assess how dynamic the tests are. I is defined as $\dot{\gamma}(d)\sqrt{\rho/P}$, where $\dot{\gamma} = v/L_0$ with v the velocity of the walls, and ρ the particle density. In all our simulations, I remained below 10^{-4} so the particle-to-particle interaction and the particles' bulk rapidly damped the kinetic energy and elastic waves had little influence on the particle reorganization. Note that, as $P/E \rightarrow 0$, we have $\phi \rightarrow \phi_0$ with ϕ_0 the packing fraction at the corresponding jammed state for the rigid assembly of particles.

We performed a large number of isotropic compression tests for a broad set of combinations of the mixture ratio, the coefficient of friction, and the reduced pressure P/E . The mixture ratio κ was varied in the set $[0.2, 0.5, 0.8, 1.0]$ for two distinct values of coefficient of friction $\mu_s = 0.0$

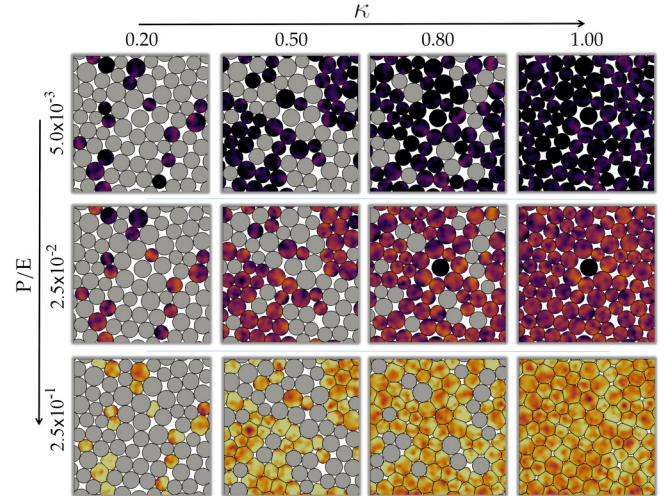


FIG. 2. Close-up views on some of the samples for different mixture ratio κ and the reduced pressure P/E . Here, friction is fixed to 0.2. The rigid particles are shown in gray and the color intensity for the deformable ones is proportional to the volumetric deformation of the particles.

and $\mu_s = 0.2$. For $\kappa = 1$, we also include simulations for increasing coefficient of friction ($\mu_s = 0$ to 0.8). The reduced pressure $P/E \sim$ was varied from 10^{-5} to $P/E \sim 5 \times 10^{-1}$. The packings are shown in Fig. 2 for different values of κ and increasing stable values of P/E at $\mu_s = 0.2$.

III. PACKING FRACTION AND BULK PROPERTIES

A. Numerical results

Figure 3 shows the evolution of ϕ as a function of P/E for rigid-deformable particle assemblies with $\kappa \in [0.2, 0.5, 0.8, 1]$ and $\mu_s \in \{0, 0.2\}$ (a), together with simulations fixing $\kappa = 1$ and varying $\mu_s \in [0, 0.2, 0.4, 0.6, 0.8]$ (b).

For all cases, the evolution curves have the same general trend regardless of κ and μ_s . More particularly, the packing fraction first increases with P/E from ϕ_0 and then tends asymptotically to a maximum packing fraction ϕ_{\max} . We note that both ϕ_0 and ϕ_{\max} slightly decline as the local friction increases. It is explained by the reduction of the particle rearrangements due to friction, as discussed in previous studies [73–75].

In assemblies of rigid-deformable particles, ϕ_{\max} decreases as κ tends towards 0. On the same curves, we plot some of the compaction models found in the literature fitting our numerical results for $\mu_s \in \{0, 0.2\}$ for all mixtures and $\mu_s \in \{0, 0.8\}$ at $\kappa = 1$. Further discussion upon these models is presented later in Sec. III B.

It is also interesting to analyze the elastic properties of the assemblies depending on the values of the mixture ratio and friction coefficient. We define the bulk modulus as

$$K(\phi) = \frac{dP}{d\phi} \cdot \frac{d\phi}{d\varepsilon_v}, \quad (1)$$

with $\varepsilon_v = -\ln(\phi_0/\phi)$ the macroscopic cumulative volumetric strain. Figure 4 shows the evolution of $K(\phi)$ as a function of ϕ for all values of κ and μ_s , measured in our simulations and

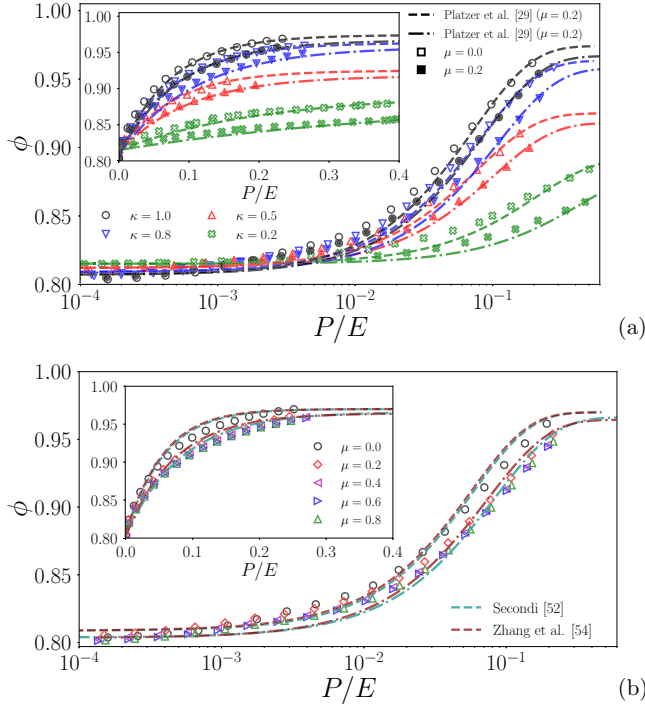


FIG. 3. Packing fraction ϕ as a function of P/E for (a) rigid-deformable particles assemblies with $\kappa \in [0.2, \dots, 1]$ and $\mu_s \in \{0, 0.2\}$, and for (b) completely deformable particle assemblies (i.e., $\kappa = 1$) with $\mu_s \in \{0, 0.8\}$. Main panels are in lin-log scale, while insets show curves in lin-lin scale. Numerical data (symbols) are shown with fits from the simplified equation of Platzer *et al.* [Eq. (4)] for rigid-deformable particles and the equations of Secundi [Eq. (2)] and Zhang [Eq. (3)] for the fully deformable systems (dashed lines).

computed using the derivative of compaction equations used to fit the compaction curves (see the discussion in Sec. III B). We observe that K increases with ϕ and diverges as the packing fraction tends to ϕ_{\max} . This comes from the fact that the assembly of grains starts to behave as a nondeformable solid. We also note that, regardless of κ , the coefficient of friction has little influence on the macroscopic bulk modulus

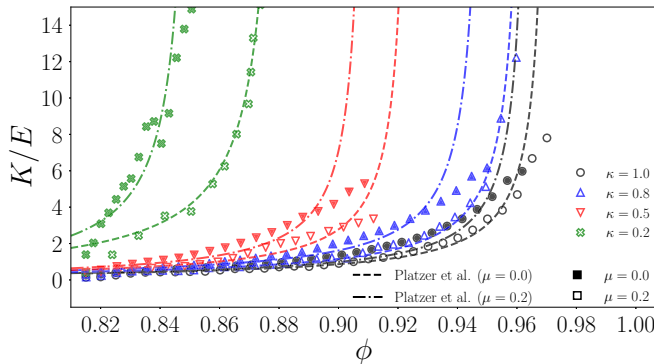


FIG. 4. Evolution of the bulk modulus K normalized by the Young modulus E as a function of the packing fraction ϕ for simulations with all values of κ and for $\mu_s = 0$ and 0.2 . The dashed lines show the bulk modulus computed from the Platzer *et al.* equation [Eq. (4)].

for the small deformation domain. However, its effect slightly increases for large strain values.

B. Discussion

In this section, we discuss the approximation of our numerical data using some of the equations found in the literature. For assemblies of only deformable particles (i.e., for $\kappa = 1$), we display the model of Secundi [52] and the model of Zhang *et al.* [54]. Secundi proposes an equation in the form of

$$P^n = -A_1 \ln \left[\frac{\phi_{\max} - \phi}{\phi_{\max} - \phi_0} \right], \tag{2}$$

where n and A_1 are coupled parameters assumed to control the hardening and plasticity of the assembly at the macroscopic scale. The use of this equation is motivated by the fact that it seems to generalize many other previously stated equations. For instance, assuming that $n = \phi_{\max} = 1$, we get Heckel’s equation [13]. For $n = 1$, we find the one proposed by Heuberger [76] and Ballhausen [77], while for $\phi_{\max} = 1$, we obtain the equation of Parilak *et al.* [49]. Similarly, Panely’s equation appears for $n = 0.5$ and $\phi_{\max} = 1$ [58]. In contrast, the equation proposed by Zhang *et al.* states that

$$\log P = m \log \ln \left[\frac{(\phi_{\max} - \phi)\phi}{(\phi_{\max} - \phi)\phi_0} \right] + \log M, \tag{3}$$

with m and M being parameters assumed to be linked to the hardening behavior and the compaction modulus, respectively. This equation belongs to a new category of double logarithmic equation recently introduced [54].

For binary mixtures, we use a simplified form of the equation proposed by Platzer *et al.* [29] as

$$P = P_0(\kappa) \ln \left[\frac{\phi_{\max} - \phi}{\phi_{\max} - \phi^*(\kappa)} \right] + P^*, \tag{4}$$

with $P_0(\kappa)$ a characteristic pressure depending, *a priori*, on the proportion κ , P^* a critical pressure, and $\phi^*(\kappa)$ a critical packing fraction at P^* . Note that this equation was originally formulated in terms of void ratio and developed in the context of a mixture of sand and rubber. The rewriting of the Platzer *et al.* equation in terms of pressure versus packing fraction, simplified for a mixture of perfectly rigid particles with deformable ones, is detailed in Appendix A.

Some compaction models are shown in Fig. 3, and their derivatives following Eq. (1) are shown in Fig. 4. We see that they all fit well the compaction curves capturing as well the two horizontal asymptotes, i.e., one for the perfectly rigid granular assembly ($\phi \rightarrow \phi_0$) and the other for extremely high pressures ($\phi \rightarrow \phi_{\max}$). They also fit well the bulk evolution with the divergence observed as ϕ approaches ϕ_{\max} , although they slightly mismatch the evolution at higher pressures for all values of κ and μ_s .

In each case, these models require the measurement or calibration of many parameters. By construction, for a given value of κ and μ_s , ϕ_0 is known. Then, following a nonlinear least squares regression, the maximum packing fraction ϕ_{\max} and the other fitting parameters involved in Eq. (2), Eq. (3), and Eq. (4) are simultaneously estimated in order to best fit the compaction curve.

TABLE I. Values of $P_0(\kappa)/E$ in Eq. (4) to best fit the compaction curves of rigid-deformable particle assemblies shown in Fig. 3(a), as a function of μ_s and κ .

	$\kappa = 0.2$	$\kappa = 0.5$	$\kappa = 0.8$	$\kappa = 1$
$\mu_s = 0.0$	0.17	0.08	0.1	0.06
$\mu_s = 0.2$	0.33	0.11	0.1	0.075

Now, for the assembly composed of only deformable particles (i.e., for $\kappa = 1$) we get $n = m = 1$, $(A_1, \phi_{\max}) \simeq (M, \phi_{\max}) \simeq (0.05E, 0.97)$ for $\mu_s = 0$, and $(A_1, \phi_{\max}) \simeq (M, \phi_{\max}) \simeq (0.079E, 0.96)$ for $\mu_s = 0.8$. For rigid-deformable particle assemblies, the best pair values of $P_0(\kappa)$ and ϕ_{\max} in Eq. (4) are summarized in Table I and Fig. 5, respectively, imposing $P^* = 0$ and $\phi^*(k) = \phi_0$ for all values of κ and μ_s . Note that Platzer *et al.* have shown that their model ceases to work for $\kappa > 0.5$ while, in our case, the approximation is still acceptable even for $\kappa = 1$. Indeed, as discussed in the Appendix A, the model of Platzer *et al.* requires knowing the evolution of the void ratio versus the pressure for a pure sand sample. This induces the fitting of more parameters.

It is important to note different points. First, these models fit well our numerical data as long as well-chosen parameters are picked. Nonetheless, the physical meaning of these equations and of the induced parameters remain unclear. Second, most of the existing equations are very similar. For example, the simplified form of the Platzer *et al.* equation is equivalent to that of Secundi with $n = 1$ and $A_1 = P_0(\kappa)$. However, while $P_0(\kappa)$ is related to a characteristic pressure, A_1 may be related to an equivalent yield stress according to [47]. Third, the values we obtained for the fitting parameters in the equation of Secundi and Zhang are nearly equal ($A_1 \simeq M$). Finally, it is important to highlight that, in all of the existing models, the maximum packing fraction ϕ_{\max} is estimated or calibrated along with the other parameters and cannot be easily deduced from existing equations.

A generalized compaction model for granular mixtures should, nonetheless, be based on a clear description of the

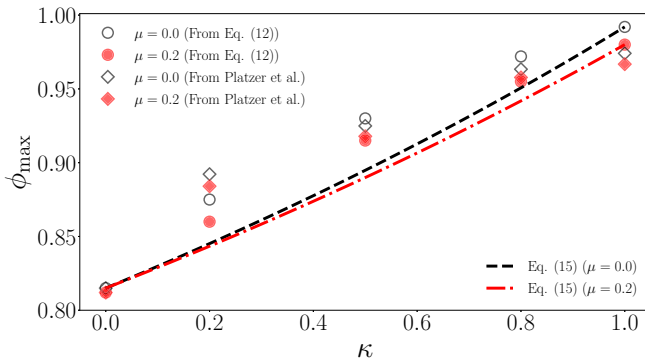


FIG. 5. Values of ϕ_{\max} fitted with Eq. (4) (diamond symbols) and with Eq. (12) (circular symbol; see Sec. IV) on the compaction curves of rigid-deformable particle assemblies shown in Fig. 3(a), for different κ and $\mu_s \in \{0, 0.2\}$. The dashed lines show the prediction given by Eq. (15).

mechanisms taking place at the scale of grains, their deformation, and their interactions.

IV. MICROMECHANICAL APPROACHES

In granular assemblies, the compressive stress P can also be deduced through the micromechanical expression of the granular stress tensor defined by [72]

$$\sigma_{ij} = \frac{1}{V} \sum_{c \in V} f_i^c \ell_j^c = n_c \langle f_i^c \ell_j^c \rangle_c, \quad (5)$$

where f_i^c is the i component of the contact force acting on a contact c and ℓ_j^c is the j component of the branch vector (i.e., the vector joining the centers of particles interacting at contacts c). The sum runs over all contacts inside the volume V and $\langle \dots \rangle_c$ is the average over contacts. The density of contact n_c , on the right hand side of Eq. (5), is given by $n_c = N_c/V$ with N_c the total number of contacts in the volume V . From the stress tensor, we extract the mean stress $P_\sigma = (\sigma_1 + \sigma_2)/2$, with σ_1 and σ_2 the principal stress values, and $P = P_\sigma$.

Considering a small particle size dispersion around the diameter $\langle d \rangle$, the contact density can be rewritten as $n_c = 2\phi Z/\pi \langle d \rangle^2$, with $Z = 2N_c/N_p$ the coordination number. These definitions permit one to rewrite the stress tensor as $\sigma_{ij} = (2\phi Z/\pi \langle d \rangle^2) \langle f_i^c \ell_j^c \rangle_c$. Finally, taking into account the definition of P via the principal stresses of σ_{ij} , we can deduce a microstructural equation of the compressive stress as [71,78,79]

$$P = \frac{\phi Z}{\pi} \sigma_\ell, \quad (6)$$

with $\sigma_\ell = \langle f^c \cdot \ell^c \rangle_c / \langle d \rangle^2$, a measure of the interparticle stresses, with \cdot the scalar product. Equation (6) reveals the mutual relation between P and ϕ through the granular microstructure described in terms of both particle connectivity (Z) and interparticle stress (σ_ℓ).

A. Particle connectivity

The coordination number Z , allowing one to quantify the average number of neighbors per particle, is the first and the simplest statistical descriptor of the ‘‘granular texture,’’ i.e., the organization of the particles and their contacts in space.

At the jammed state (i.e., for the packing fraction ϕ_0), the packing is characterized by a minimal value Z_0 . Below such value, the collective movement of the particles is possible without implying particle deformation. As described in several earlier studies, Z_0 depends on many parameters like shape, friction, and packing preparation [73,80–82] to name a few. Basically, for circular particle assemblies, Z_0 declines with μ_s and tends to 4 as $\mu_s \rightarrow 0$, and to 3 for large friction values [83]. Furthermore, since Z_0 also depends on the packing preparation for frictional particles, distinct values of Z_0 are admissible.

Above the jammed state, it has been systematically reported in the literature that Z continues to increase following a power law as

$$Z - Z_0 = \xi(\phi - \phi_0)^\alpha, \quad (7)$$

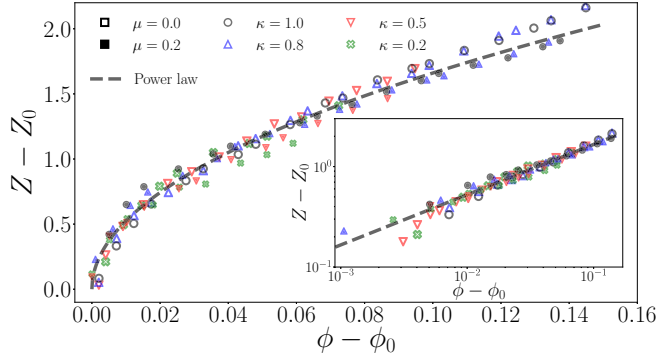


FIG. 6. Reduced coordination number $Z - Z_0$ as a function of the reduced solid fraction $\phi - \phi_0$ for all values of κ and μ_s (a log-log representation is shown in the inset). The dashed black line is the power-law relation $Z - Z_0 = \xi(\phi - \phi_0)^\alpha$ with $\alpha = 0.5$ and $\xi = 5.1$.

with $\alpha \sim 0.5$ and $\xi = (Z_{\max} - Z_0)/(\phi_{\max} - \phi_0)^\alpha$ a structural parameter fully defined as $P/E \rightarrow \infty$, with both ϕ and Z reaching a maximum value ϕ_{\max} and Z_{\max} , respectively. This relation was observed both numerically and experimentally for many deformable particulate assemblies like foams, emulsions, and rubberlike particles [5,27,75,84].

As shown in Fig. 6, we found the same proportionality in our simulations, with $\xi \sim 5.1$, independent of the mixture ratio and friction. Thus our results extend the validity of such relation to binary mixtures.

B. Elastic modulus

Moreover, the interparticle stress σ_ℓ could be related to the packing fraction, either by considering deformations at the contact or through the bulk properties of an elementary system composed of a single elastic particle.

1. Voigt approximation

Elastic properties of a granular assembly can be estimated in the small-strain domain through the Voigt approximation [also called effective medium theory (EMT) [79,82,85,86]], in which the particles are replaced by a network of bonds of length ℓ^c . From there, and by analogy with the macroscopic volumetric strain ε_v , we can define a local volumetric strain as $\varepsilon_{v,\ell} = 2 \ln(\langle \ell^c \rangle / \langle d \rangle)$. Our numerical simulations also show that $\varepsilon_v = 2\varepsilon_{v,\ell}$, for all values of κ and μ_s . Then, we assume that the interparticle stress between two deformable particles, or between a deformable and rigid particle, is given by $\sigma_\ell = E\varepsilon_{v,\ell}$.

Finally, the above expressions with Eqs. (7), (6), and (1), together with a first-order Taylor expansion of ε_v , give an estimation of the bulk modulus as

$$\frac{K_1}{E} = \frac{Z\phi}{2\pi} \left(\frac{5}{2} - \frac{\phi_0}{\phi} \right) - \frac{Z_0\phi}{4\pi}. \quad (8)$$

Note that, in the limit of $\phi \rightarrow \phi_0$, Eq. (8) predicts that $K_1 \rightarrow Z\phi E/(2\pi)$, which is in agreement with other equations obtained within a small-strain framework for assemblies of rigid particles with elastic interactions [82,85–87].

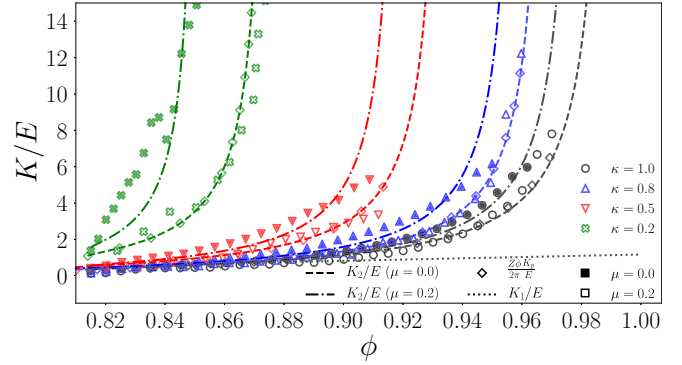


FIG. 7. Bulk modulus K normalized by E along with the micro-mechanical relation proposed on Eq. (10) (diamond symbols) for all values of κ and $\mu_s = 0$. The prediction given by Eq. (13) is shown in dashed line for $\mu_s = 0$ and $\mu_s = 0.2$ and the one given by Eq. (8) is displayed in dotted line.

The prediction given by Eq. (8) is shown in Fig. 7 for all values of κ at $\mu_s = 0$. We see that the measurement of the bulk modulus within an equivalent medium approach gives matching results in the small-strain domain for all values of κ . However, here the prediction given by Eq. (8) is still acceptable over the range of $\phi \in [\phi_0, \phi^+]$, where ϕ^+ increases from $\simeq 0.83$ for $\kappa = 0.2$ to $\simeq 0.9$ for $\kappa = 1.0$, until an increasing mismatch is observed as the packing fraction tends to ϕ_{\max} . Indeed, in the limit $\phi \rightarrow \phi_{\max}$ the assembly of grains starts to behave as a nondeformable solid and, thus, the corresponding bulk modulus diverges. These observations suggest that the definition of local strains only by means of the contact deformations $\sigma_\ell = E\varepsilon_{v,\ell}$ should be reconsidered.

2. Scaling with a single particle configuration

Let us consider the case of an elementary system composed of a single particle isotropically compressed between four rigid walls (i.e., submitted to the same boundary conditions as the multiparticle assembly; see the upper part of Fig. 8). In Fig. 8, we present the evolution of the packing fraction ϕ_p as a function of the applied pressure P_p for the single particle case. Note that the number of finite elements N_e has a small influence on the results. We also observe that the single particle compression curve $\phi_p - P_p$ is roughly similar to the multiparticle compaction curve $\phi - P$ (Fig. 3). This supports the idea of a strong relation between the single particle and multiparticle systems.

Indeed, as shown in Fig. 8 (gray dashed line), the compaction behavior of such an elementary system is well described with the following logarithmic function:

$$P_p/E = -b \ln \left(\frac{\phi_{p,\max} - \phi_p}{\phi_{p,\max} - \phi_{p,0}} \right), \quad (9)$$

with $\phi_{p,\max}$ the maximum packing fraction obtained, $\phi_{p,0} = \pi/4$ the solid fraction as $P_p/E \rightarrow 0$, and b a constant of proportionality found to be $\simeq 0.14$. Equation (9) is derived from the analogy to the collapse of a cavity within an elastic medium under isotropic compression following Carroll *et al.* [47]. Although this relation is well adapted to the single

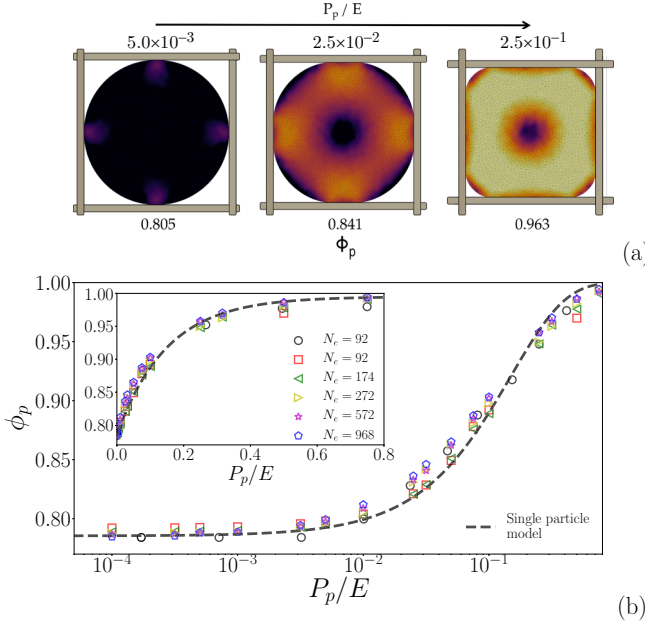


FIG. 8. Compaction of a single particle inside a square box. (a) Snapshots of the simulation for $N_e = 968$ (number of finite elements) at different compression level. The color intensity of the particle is proportional to its volumetric deformation. (b) Packing fraction as a function of the pressure applied on the box. Red squares (P_p fixed and E varied) and black circles (E fixed and P_p varied) are tests on a particle with $N_e = 92$. For the other mesh resolutions, E was fixed and P_p varied.

particle test, similar functional forms have been used for multiparticle systems, as discussed in Sec. III B. Then, the bulk modulus of the single particle assembly is given by $K_p(\phi_p) = (dP_p/d\phi_p) \cdot (d\phi_p/d\varepsilon_{v,p})$, with $\varepsilon_{v,p} = -\ln(\phi_{p,0}/\phi_p)$.

Now, comparing these two systems at equivalent packing fraction (i.e., for $\phi_p \equiv \phi$), we obtain that, for all values of κ and μ_s , the macroscopic bulk modulus K of the assembly scales with K_p as (Fig. 7)

$$K \equiv \frac{Z\phi}{2\pi} K_p + \mathcal{O}, \quad (10)$$

with \mathcal{O} negligible high order terms on ϕ . Equation (10) allows us to reinterpret the micromechanical origin of the bulk modulus of an assembly of rigid-deformable particles in terms of particle connectivity, packing fraction, and the bulk property of an elementary system. We can also reinterpret Eq. (6) as

$$P \simeq \frac{Z\phi}{2\pi} P_p, \quad (11)$$

and we deduce that \mathcal{O} in Eq. (10) is related to the derivatives ($dZ\phi P_p + Z d\phi P_p$). Equations (10) and (11) reveal that the elastic and compaction properties of a binary mixture are scalable from the behavior of a single particle. This finding is aligned with the general idea of describing the macroscopical properties of a granular packing from a single representative element [88,89].

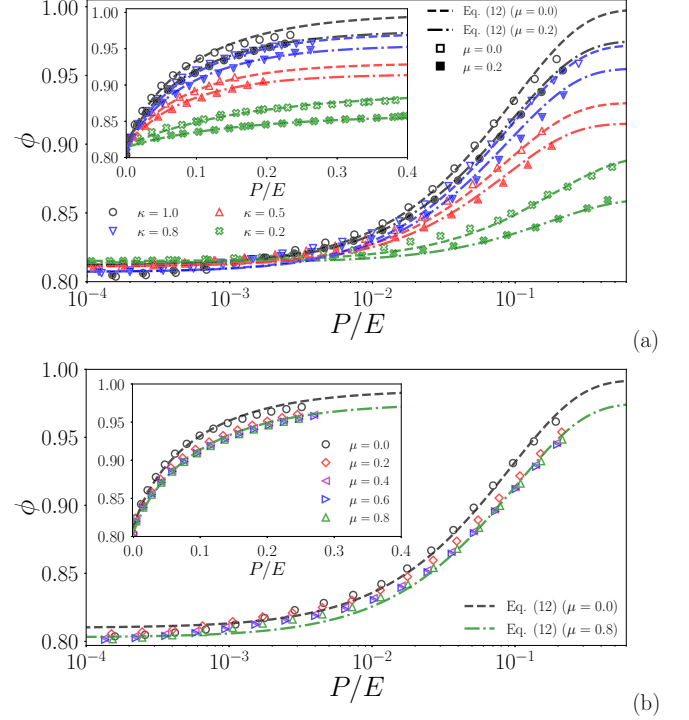


FIG. 9. Compaction curves ϕ as a function of P/E for (a) rigid-deformable particle assemblies with $\kappa \in [0.2, \dots, 1]$ and $\mu_s \in \{0, 0.2\}$, and for (b) completely deformable particle assemblies (i.e., $\kappa = 1$) with $\mu_s \in \{0, \dots, 0.8\}$. In both, the curves are presented in lin-log scale in the main panel and in lin-lin scale in the inset. The predictions given by our micromechanical equation [Eq. (12)] are shown in dashed lines.

C. Compaction and bulk equation

Finally, introducing the $Z - \phi$ relation [i.e., Eq. (7)] into Eq. (11), together with Eq. (9) at equivalent packing fraction, and noting that, for a given friction, the maximum packing fraction depends on mixture ratio (Fig. 5), we get the following compaction equation:

$$\frac{P(\phi, \kappa)}{E} \simeq -\frac{b\phi}{2\pi} \{Z_0 + \xi(\phi - \phi_0)^\alpha\} \ln \left(\frac{\phi_{\max}(\kappa) - \phi}{\phi_{\max}(\kappa) - \phi_0} \right). \quad (12)$$

In contrast to previous models, the only unknown parameter in Eq. (12) is the maximum packing fraction $\phi_{\max}(\kappa)$ since all other constants are determined from either the initial state (Z_0 and ϕ_0 , encoding the packing preparation), the behavior of a single representative particle (b), or the mapping between the packing fraction and coordination curve (ξ and α).

Figure 9 presents our numerical data (same as in Fig. 3) together with the compaction equation given by Eq. (12). We see that the predictions given by Eq. (12) are outstanding for any pressure capturing the asymptotes for vanishing and extremely high pressures, the effect of mixture ratio, and the effect of friction. Our compaction equation also allows us to predict the asymptote for the maximal packing fraction ϕ_{\max} , both as a function of κ and μ_s . The best ϕ_{\max} values used in Eq. (12) are shown in Fig. 5 (circular symbols) as a function of κ for $\mu_s \in \{0, 0.2\}$.




FIG. 10. Sketch of the simplified geometrical approach to estimate the packing fraction of the assembly as a function of κ . Particles are separated in two distinct phases—a rigid and a deformable one.

Going one step further and derivating Eq. (12) we get a second expression for the bulk modulus evolution as

$$\frac{K_2(\phi, \kappa)}{E} = \frac{b\phi^2}{2\pi[\phi_{\max}(\kappa) - \phi]} \{Z_0 + \xi(\phi - \phi_0)^\alpha\}. \quad (13)$$

Figure 7 shows the above relation giving the evolution of K throughout the deformation for all values of κ and $\mu_s \in \{0, 0.2\}$.

Finally, the increase of ϕ_{\max} with κ , shown in Fig. 5, can be captured by comparing our system with the following simpler one. Let us imagine an assembly where particles are separated in two phases, a rigid and a deformable one, as shown in Fig. 10. The total volume V of the box is then given by $V = V_{or} + V_{od}$, where V_{or} and V_{od} are the corresponding volumes of the sub-boxes containing the rigid and deformable particles, respectively. Considering that the total volume of deformable particles is $V_d = \kappa V_p$ and that the one of rigid particles is $V_r = (1 - \kappa)V_p$, the packing fraction of such demixed mixture is then given by

$$\phi(\kappa) = \frac{\phi_0 \phi(1)}{\phi(1) + [\phi_0 - \phi(1)]\kappa}, \quad (14)$$

with $\phi_0 = V_r/V_{or} = \phi(\kappa = 0)$ and $\phi(1) = V_d/V_{od} = \phi(\kappa = 1)$ being the packing fractions of only rigid and deformable particle assemblies, respectively. Therefore, we can write the maximal packing fraction of the mixture as

$$\phi_{\max}(\kappa) = \frac{\phi_0 \phi_{1,\max}}{\phi_{1,\max} + (\phi_0 - \phi_{1,\max})\kappa}, \quad (15)$$

with $\phi_{1,\max}$ the maximum packing fraction at $\kappa = 1$. As shown in Fig. 5 with dashed lines, Eq. (14) gives acceptable predictions for the evolution of ϕ_{\max} as κ increases both for $\mu_s = 0$ and $\mu_s = 0.2$. So, by replacing Eq. (15) into Eq. (12) and Eq. (13), we obtain predictive equations based on the sole knowledge of the maximum compaction value attainable in assemblies composed of only deformable particles.

V. CONCLUSIONS AND PERSPECTIVES

In summary, by means of extensive nonsmooth contact dynamics simulations, we analyze the compression behavior of bidimensional granular assemblies composed of mixtures of rigid and incompressible deformable particles. The deformable bodies are simulated following a hyperelastic neo-Hookean constitutive law using classical finite elements. The proportion of deformable particles was varied from 0.2 (i.e., assembly composed of 20% of deformable grains) to 1 (i.e., assembly composed of only deformable grains) for different values of the friction. Starting from the jammed state characterized by a packing fraction ϕ_0 , packings were isotropically compressed by gradually applying stress on the boundaries.

We found that, for all values of the mixture ratio and friction, the packing fraction increases from ϕ_0 and asymptotically tends to a maximum value ϕ_{\max} . We showed that ϕ_{\max} decreases as the proportion of deformable particles declines, and the friction coefficient increases. Although most of the existing models provide acceptable predictions, the maximum packing fraction reachable must be estimated or calibrated along with other parameters and cannot be easily deduced.

A major outcome of this work is the introduction of a compaction model for binary mixtures of rigid and deformable particles, free of *ad hoc* parameters, and standing on well-defined quantities related to (1) particle connectivity, (2) the bulk behavior of a single representative particle, and (3) the proportion of rigid-deformable particles. Our model, derived from the micromechanical expression of the granular stress tensor, results in outstanding predictions of the compaction evolution for all values of the mixture ratio parameter at any friction. In addition to this, the maximum packing fraction of the assembly is deduced as the only fitting parameter at the macroscopic scale. From the compaction model, a bulk equation is also deduced, resulting in good agreement with our numerical data for all values of the mixture ratio parameter and friction.

On top of the obtained compaction equation for the assembly of rigid-deformable particles, this paper highlights the methodology via a micromechanical approach. This approach allows us to unify in a coherent framework the compaction behavior of assemblies of deformable and rigid-deformable grains beyond the jamming point. The above framework may now be used and extended to analyze much more complex deformable granular assemblies by considering a wide range of material properties, such as plastic particles, non-spherical particles, and polydisperse particles. Other loading configurations, like the oedometric compression test, could be investigated in this framework as well. These alternative mechanical considerations may lead to distinct functional forms, but certainty, settled on the behavior of a single representative particle and the evolution of the packing connectivity.

Finally, we recall that the granular stress tensor, from which the model is built, is an arithmetic mean involving the branches and contact force vectors. Thus high order statistical descriptions of these quantities (other than just their average value) should be considered and will allow us to characterize in a finer way the granular texture, its evolution as well as the force, and the stress transmission beyond the jamming point.

ACKNOWLEDGMENTS

We thank F. Dubois for the valuable technical advice on the simulations in LMGC90. We also acknowledge the support of the High-Performance Computing Platform MESO@LR.

APPENDIX: REWRITING OF THE PLATZER *et al.* MODEL

Through the literature review, we note that the majority of the compaction models were introduced in the form of $P(\phi)$. In contrast, Platzer *et al.* [29], by studying a mixture of sand and rubber, introduced their model in the form of $e(\kappa, P)$, with e the void fraction of the assembly defined by $e = 1 - \phi$. Assuming that the void space is fulfilled following a first-order function of the applied pressure, they proposed the following compaction equation:

$$e(\kappa, P) = e(0, P) - \kappa f^* - \kappa(F - f^*) \left[1 - \exp\left(\frac{P^* - P}{P_0(\kappa)}\right) \right], \quad (\text{A1})$$

with $e(0, P)$ the experimental void fraction at pressure P for sands and $P_0(\kappa)$ and P^* two characteristic pressures. $f^* = f(\kappa, P^*)$ and $F = f(\kappa, P \rightarrow \infty)$ are the critical deformed fraction and the maximum deformed fraction of rubber, respectively. They are defined from

$$f(\kappa, P) = \frac{e(0, P) - e(\kappa, P)}{\kappa}. \quad (\text{A2})$$

Replacing Eq. (A2) into Eq. (A1), and after some algebra, the equation of Platzer *et al.* can be rewritten as

$$P(\kappa, \phi) = -P_0(\kappa) \ln \left(\frac{[\phi_{\max} - \phi] + [\phi(0) - \phi_{\max}(0)]}{[\phi_{\max} - \phi^*(\kappa)] + [\phi_0^*(0) - \phi_{\max}(0)]} \right) + P^*, \quad (\text{A3})$$

with $\phi_{\max} = \phi_{\max}(\kappa)$, $\phi(0) = \phi(\kappa = 0, P)$ the packing fraction evolution for a pure sand sample, $\phi_{\max}(0) = \phi_{\max}(\kappa = 0)$ the maximum packing fraction obtained for a pure sand sample, and $\phi_0^*(0) = \phi_0^*(\kappa = 0)$ and $\phi^*(\kappa)$ the packing fraction for a pure sand and a mixture of rubber-sand, respectively, at a given initial confining pressure P^* .

Now, considering that the grains of sand are replaced by perfectly rigid particles, and starting the compaction process at the jammed state, we naturally get that, for $\kappa = 0$, $\phi(0) = \phi_0^*(0) = \phi_{\max}(0)$. This leads to a simplified version of the equation of Platzer *et al.* as

$$P(\kappa, \phi) = -P_0(\kappa) \ln \left(\frac{\phi_{\max}(\kappa) - \phi}{\phi_{\max} - \phi^*(\kappa)} \right) + P^*. \quad (\text{A4})$$

-
- [1] J. Mauer, S. Mendez, L. Lanotte, F. Nicoud, M. Abkarian, G. Gompper, and D. A. Fedosov, *Phys. Rev. Lett.* **121**, 118103 (2018).
- [2] T. P. J. Wyatt, A. R. Harris, M. Lam, Q. Cheng, J. Bellis, A. Dimitracopoulos, A. J. Kabla, G. T. Charras, and B. Baum, *Proc. Natl. Acad. Sci. USA* **112**, 5726 (2015).
- [3] D. Bi, X. Yang, M. C. Marchetti, and M. L. Manning, *Phys. Rev. X* **6**, 021011 (2016).
- [4] F. Bolton and D. Weaire, *Phys. Rev. Lett.* **65**, 3449 (1990).
- [5] G. Katgert and M. van Hecke, *Europhys. Lett.* **92**, 34002 (2010).
- [6] J. A. Dijksman, N. Brodu, and R. P. Behringer, *Rev. Sci. Instrum.* **88**, 051807 (2017).
- [7] R. Stannarius, D. Sancho Martinez, T. Finger, E. Somfai, and T. Börzsönyi, *Granular Matter* **21**, 56 (2019).
- [8] J. Barés, N. Brodu, H. Zheng, and J. A. Dijksman, *Granular Matter* **22**, 21 (2020).
- [9] J. Brujić, S. F. Edwards, D. V. Grinev, I. Hopkinson, D. Brujić, and H. A. Makse, *Faraday Discuss.* **123**, 207 (2003).
- [10] M. O. B. Rúa and P. Bustamante-Baena, *Bol. Soc. Esp. Ceram. Vidrio* **59**, 105 (2019).
- [11] N. M. Ilies, V. S. Farcas, O. C. Muresan, M. C. Gherman, and V. F. Chiorean, Soil improvement with polyethylene waste materials in order to improve mechanical parameters, in *17th International Multidisciplinary Scientific GeoConference SGEM 2017* (SGEM Scientific eLibrary, Bulgaria, 2017), Vol. 17, pp. 751–758, www.sgem.org/index.php/elibrary?view=publication&task=show&id=2562.
- [12] A. Cooper and L. Eaton, *J. Am. Ceram. Soc.* **45**, 97 (1962).
- [13] R. W. Heckel, *Trans. Met. Soc. A* **221**, 671 (1961).
- [14] K. Kawakita and K. H. Lüdde, *Powder Technol.* **4**, 61 (1971).
- [15] K. Kim and M. Carroll, *Int. J. Plast.* **3**, 63 (1987).
- [16] B. Indraratna, Y. Qi, T. Ngo, C. Rujikiatkamjorn, T. Neville, F. Bessa-Ferreira, and A. Shahkolahi, *Geosciences* **9**, 30 (2019).
- [17] ASTM, *Standard Practice for Use of Scrap Tires in Civil Engineering Applications* (ASTM International, West Conshohocken, PA, 2017), www.astm.org/Standards/D6270.htm.
- [18] W. Tsoi and K. Lee, *Géotechnique* **61**, 133 (2011).
- [19] H. Khatami, A. Deng, and M. Jaksa, *Geosynth. Intl.* **27**, 432 (2020).
- [20] H.-H. Tsang, *Earthquake Eng. Struct. Dyn.* **37**, 283 (2008).
- [21] K. Senetakis, A. Anastasiadis, and K. Pitilakis, *Soil Dyn. Earthquake Eng.* **33**, 38 (2012).
- [22] E. Mavronicola, P. Komodromos, and D. Charmpis, Proceedings of the 10th International Conference on Computational Structures Technology (unpublished), p. 168.
- [23] A. Tsiavos, N. A. Alexander, A. Diambra, E. Ibraim, P. J. Vardanega, A. Gonzalez-Buelga, and A. Sextos, *Soil Dyn. Earthquake Eng.* **125**, 105731 (2019).
- [24] A. Anastasiadis, *Geotech. Geol. Eng.* **30**, 363 (2012).
- [25] M. Mashiri, J. Vinod, M. N. Sheikh, and H.-H. Tsang, *Soils Found.* **55**, 517 (2015).
- [26] L. Liu, G. Cai, and S. Liu, *Constr. Build. Mater.* **187**, 1061 (2014).
- [27] T.-L. Vu, J. Barés, S. Mora, and S. Nezamabadi, *Phys. Rev. E* **99**, 062903 (2019).
- [28] S. Youwai and D. T. Bergado, *Can. Geotech. J.* **40**, 254 (2003).
- [29] A. Platzer, S. Rouhanifar, P. Richard, B. Cazacliu, and E. Ibraim, *Granular Matter* **20**, 81 (2018).

- [30] J.-S. Lee, J. Dodds, and J. C. Santamarina, *J. Mater. Civ. Eng.* **19**, 179 (2007).
- [31] M. Asadi, A. Mahboubi, and K. Thoeni, *Granular Matter* **20**, 18 (2018).
- [32] H. Gong, W. Song, B. Huang, X. Shu, B. Han, H. Wu, and J. Zou, *Constr. Build. Mater.* **200**, 465 (2019).
- [33] H. Jonsson, G. r. Alderborn, and G. Frenning, *Powder Technol.* **345**, 74 (2019).
- [34] I. Agnolin and J. N. Roux, *Int. J. Solids Struct.* **45**, 1101 (2008).
- [35] J. Lopera-Perez, C. Kwok, and K. Senetakis, *Geotext. Geomembranes* **45**, 81 (2017).
- [36] A. Boromand, A. Signoriello, F. Ye, C. S. O'Hern, and M. D. Shattuck, *Phys. Rev. Lett.* **121**, 248003 (2018).
- [37] G. Mollon, *Granular Matter* **20**, 39 (2018).
- [38] S. Nezamabadi, X. Frank, J. Y. Delenne, J. Averseng, and F. Radjai, *Comput. Phys. Commun.* **237**, 17 (2019).
- [39] A. T. Procopio and A. Zavaliangos, *J. Mech. Phys. Solids* **53**, 1523 (2005).
- [40] F. Huang, X. An, Y. Zhang, and A. B. Yu, *Powder Technol.* **314**, 39 (2017).
- [41] N. Abdelmoula, B. Harthong, D. Imbault, and P. Dorémus, *J. Mech. Phys. Solids* **109**, 142 (2017).
- [42] D. Wang, X. An, P. Han, H. Fu, X. Yang, and Q. Zou, *Math. Probl. Eng.* **2020**, 5468076 (2020).
- [43] E. E. Walker, *Trans. Faraday Soc.* **19**, 73 (1923).
- [44] Y. Balshin, *Vestn. Metalloprom* **18**, 124 (1938).
- [45] I. Shapiro and I. Kolthoff, *Adv. Powder Metall. Part. Mater.* **51**, 483 (1947).
- [46] K. Konopicky, *Radex-Rundschau* **7**, 141 (1948).
- [47] M. M. Carroll and K. T. Kim, *Powder Metall.* **27**, 153 (1984).
- [48] I. Shapiro, *Adv. Powder Metall. Part. Mater.* **3**, 229 (1993).
- [49] R. Panelli and F. Ambrozio Filho, *Powder Technol.* **114**, 255 (2001).
- [50] P. J. Denny, *Powder Technol.* **127**, 162 (2002).
- [51] J. M. Montes, F. G. Cuevas, J. Cintas, and Y. Torres, *Granular Matter* **12**, 617 (2010).
- [52] J. Secondi, *Powder Metall.* **45**, 213 (2002).
- [53] R. Ge, *Powder Metall.* **6**, 20 (1995).
- [54] Y. X. Zhang, X. Z. An, and Y. L. Zhang, *Appl. Phys. A: Mater. Sci. Process.* **118**, 1015 (2014).
- [55] I. Wünsch, J. H. Finke, E. John, M. Juhnke, and A. Kwade, *Pharmaceutics* **11**, 121 (2019).
- [56] J. van der Zwan and C. A. Siskens, *Powder Technol.* **33**, 43 (1982).
- [57] S. Gerdemann and P. Jablonski, *Metall. Mater. Trans. A* **42**, 1325 (2011).
- [58] L. Parilak, E. Dudrova, R. Bidulsky, and M. Kabatova, *Powder Technol.* **322**, 447 (2017).
- [59] T. Çomoğlu, *Ankara Univ. Eczacilik Fak. Derg.* **36**, 123 (2007).
- [60] R. Machaka and H. Chikwanda, *Metall. Mater. Trans. A* **46**, 4286 (2015).
- [61] I. Popescu and R. Vidu, *Mater. Mech.* **16**, 28 (2018).
- [62] D. Cantor, M. Cárdenas-Barrantes, I. Preechawuttipong, M. Renouf, and E. Azéma, *Phys. Rev. Lett.* **124**, 208003 (2020).
- [63] J. Moreau, *Eur. J. Mech. A Solids* **13**, 93 (1994).
- [64] M. Jean, *Comput. Methods Appl. Mech. Eng.* **177**, 235 (1999).
- [65] F. Dubois, V. Acary, and M. Jean, *C. R. Mecanique* **346**, 247 (2018).
- [66] M. Renouf, F. Dubois, and P. Alart, *J. Comput. Appl. Math.* **168**, 375 (2004).
- [67] URL git-xen.lmgc.univ-montp2.fr/lmgc90/lmgc90_user/wikis/home.
- [68] W. M. Visscher and M. Bolsterli, *Nature (London)* **239**, 504 (1972).
- [69] R. S. Rivlin, *Philos. Trans. R. Soc. A: Math., Phys. Eng. Sci.* **240**, 459 (1948).
- [70] I. Agnolin and J. N. Roux, *Phys. Rev. E* **76**, 061303 (2007).
- [71] I. Agnolin and J. N. Roux, *Phys. Rev. E* **76**, 061304 (2007).
- [72] B. Andreotti, Y. Forterre, and O. Pouliquen, *Granular Media: Between Fluid and Solid* (Cambridge University Press, Cambridge, UK, 2013).
- [73] M. van Hecke, *J. Phys.: Condens. Matter* **22**, 033101 (2009).
- [74] T.-L. Vu, S. Nezamabadi, and S. Mora, *Soft Matter* **16**, 679 (2020).
- [75] T. S. Majmudar, M. Sperl, S. Luding, and R. P. Behringer, *Phys. Rev. Lett.* **98**, 058001 (2007).
- [76] J. Heuberger, *Chalmers Tekniska Högskolas Handlingar* **2**, 50 (1950).
- [77] C. Ballhausen, *Arch. Eisenhüttenwesen* **22**, 185 (1951).
- [78] M. H. Khalili, J. N. Roux, J. M. Pereira, S. Brisard, and M. Bornert, *Phys. Rev. E* **95**, 032908 (2017).
- [79] R. J. Bathurst and L. Rothenburg, *J. Appl. Mech., Trans. ASME* **55**, 17 (1988).
- [80] L. E. Silbert, D. Ertas, G. S. Grest, T. C. Halsey, and D. Levine, *Phys. Rev. E* **65**, 031304 (2002).
- [81] A. Donev, S. Torquato, and F. H. Stillinger, *Phys. Rev. E* **71**, 011105 (2005).
- [82] M. H. Khalili, J. N. Roux, J. M. Pereira, S. Brisard, and M. Bornert, *Phys. Rev. E* **95**, 032907 (2017).
- [83] I. Agnolin and J. N. Roux, *Phys. Rev. E* **76**, 061302 (2007).
- [84] D. J. Durian, *Phys. Rev. Lett.* **75**, 4780 (1995).
- [85] H. A. Makse, N. Gland, D. L. Johnson, and L. M. Schwartz, *Phys. Rev. Lett.* **83**, 5070 (1999).
- [86] L. La Ragione and V. Magnanimo, *Phys. Rev. E* **85**, 031304 (2012).
- [87] A. Zaccone and E. Scossa-Romano, *Phys. Rev. B* **83**, 184205 (2011).
- [88] B. P. Tighe and T. J. H. Vlugt, *J. Stat. Mech.: Theory Exp.* (2011) P04002.
- [89] M. Cárdenas-Barrantes, J. D. Muñoz, and W. F. Oquendo, *Granular Matter* **20**, 1 (2018).