



HAL
open science

Actuator grid method for turbulence generation applied to yawed wind turbines

Félix Houtin-Mongrolle, Pierre Bénard, Vincent Moureau, G. Lartigue, L. Bricteux, J. Reveillon

► To cite this version:

Félix Houtin-Mongrolle, Pierre Bénard, Vincent Moureau, G. Lartigue, L. Bricteux, et al.. Actuator grid method for turbulence generation applied to yawed wind turbines. TORQUE Conference 2020, Sep 2020, Delft (on line), Netherlands. The Science of Making Torque from Wind (TORQUE 2020), 1618, pp.062064, 2020, Journal of Physics: Conference Series. 10.1088/1742-6596/1618/6/062064 . hal-02946943

HAL Id: hal-02946943

<https://hal.science/hal-02946943>

Submitted on 3 May 2024

HAL is a multi-disciplinary open access archive for the deposit and dissemination of scientific research documents, whether they are published or not. The documents may come from teaching and research institutions in France or abroad, or from public or private research centers.

L'archive ouverte pluridisciplinaire **HAL**, est destinée au dépôt et à la diffusion de documents scientifiques de niveau recherche, publiés ou non, émanant des établissements d'enseignement et de recherche français ou étrangers, des laboratoires publics ou privés.

Actuator grid method for turbulence generation applied to yawed wind turbines.

F. Houtin–Mongrolle¹, P. Benard¹, V. Moureau¹, G. Lartigue¹, L. Bricteux², J. Reveillon¹

¹Normandie Univ, INSA Rouen, UNIROUEN, CNRS, CORIA, Rouen 76000, France

²Université de Mons (UMONS), Polytechnic Faculty, Belgium



Introduction and objectives

In the context of wind farms, new control strategies such as inducing a wind turbine yaw angle seem relevant to reduce wake interactions. [1]

- Need for **predictive tools**[2] to model yawed wind turbine wakes
- **Replicate** and **investigate** wind tunnel results [3,4] of turbine under yaw condition

Problematics

Replicate a wind tunnel configuration involves :

- **Turbulence grid** upstream the turbine (If turbulent inflow)
- Tower and nacelle → complex geometry effects
- Confinement of the **wind tunnel**, turbulence decay

Yawed wind turbine encounters particular aerodynamical effects :

- Dynamic stall, sweep along the blade span

Objectives

→ **Validation of high fidelity tools, in a complex configuration, for yawed wind turbine wake investigation**

- Investigate **9 experimental cases** [4]
- three yaw angles ($\gamma = +30^\circ; 0^\circ; -30^\circ$) and three different inflows :
 - (i) Laminar, flat profile
 - (ii) Turbulent (TI~10%), flat profile
 - (iii) Turbulent (TI~10%), sheared profile

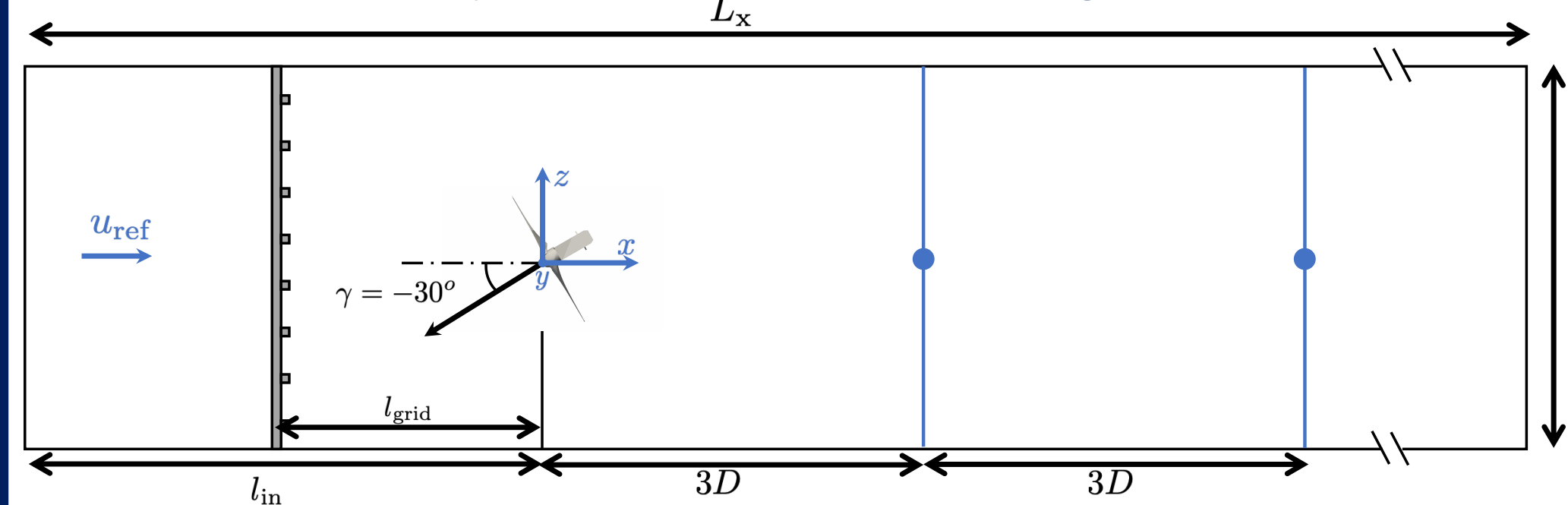
Configuration: wind tunnel and turbine

Wind turbine:


- Single wind turbine setup: LARS1, 3 blades with NREL S826 airfoils [3,4]
 - $D=0.894m$
 - $TSR=6$
 - $\gamma = +30^\circ; 0^\circ; -30^\circ$

Wind tunnel:

- Dimensions: $L_x \times L_y \times L_z = 14 \times 2.61 \times 1.8 m^3$, $l_{grid} = 2D$



Inflows: $u_{ref} = 10m/s$



Numerical setup

Flow solver:

YALES2 [5,6,7]

- **Low Mach number Navier Stokes equations solver**
- **4th order** central finite volume method and **4th order** time integration
- Turbulence model: **SIGMA** [8]
- **Unstructured meshes** are around **167 Million** cells each (9 cases)
- Wind tunnel walls are body fitted to the mesh
- Duprat et al. [9] wall model : $\langle y^+ \rangle_{walls} < 200$

Wind turbine:

- **Actuator Line Method** [10], 27 actuator elements per blade,
- $\langle \frac{C}{C_{tip}} \rangle = 0.57$
- No additional 3D unsteady effect correction [11,12,13]
- Tower and nacelle are body fitted to the mesh
- Duprat et al. [9] wall model : $\langle y^+ \rangle_{tower} < 100$

Turbulence grid:

- Emulated using **Dynamic Actuator Lines Method** [14] and the actual **turbulence grid** geometry

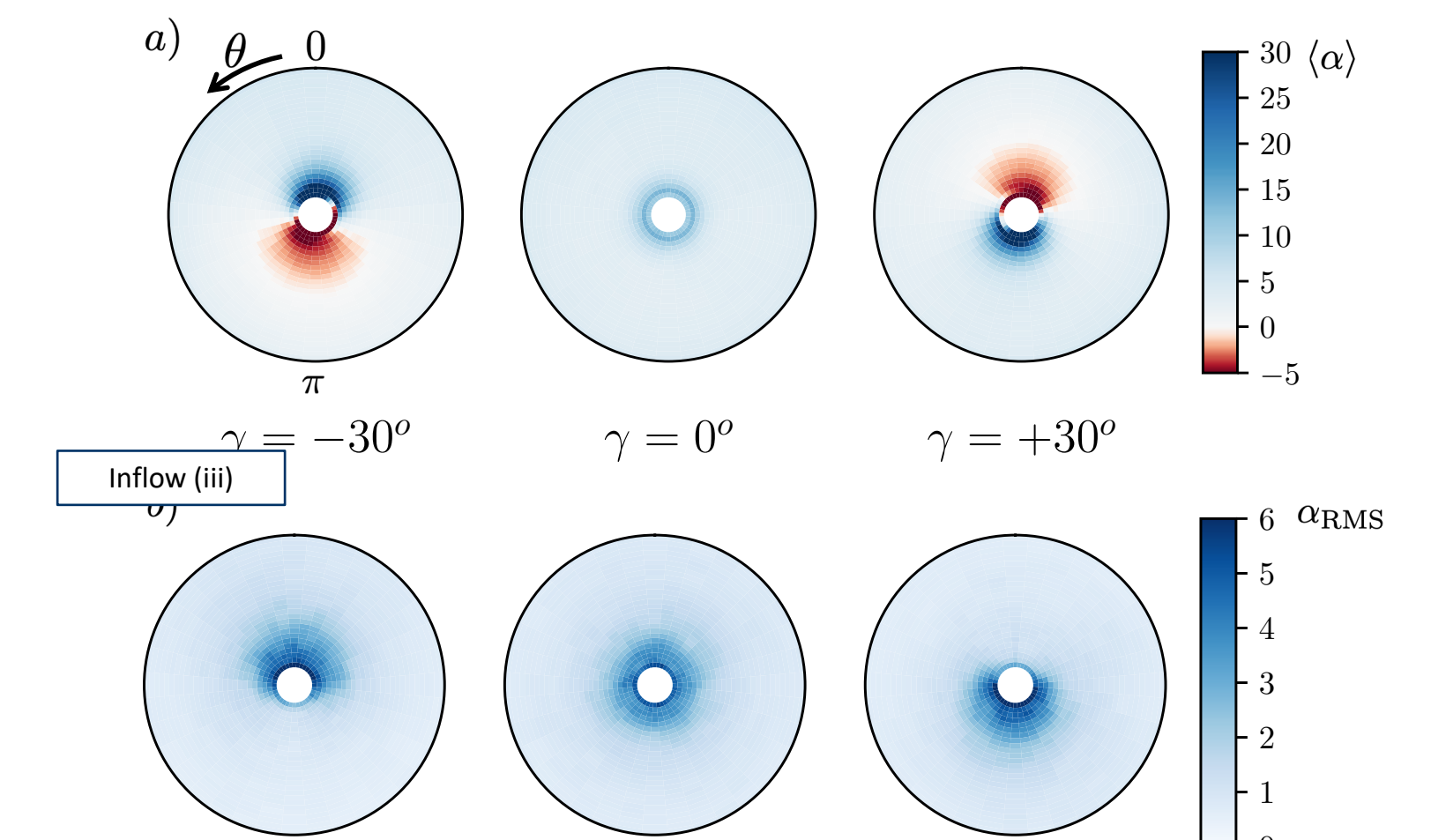
Computation cost:

- Each computation on **1092 cores** for 10s (15 flow through) ~**40kCPU**

Performances and azimuthal loads

Azimuthal angle of attack (AoA)

- **Near hub variation of AoA** due to azimuth for yawed cases (-5° up to 30°) potential **dynamic stall**
- **Negative AoA** → local negative contribution to turbine Torque



Turbine performances (power and thrust coefficient) differs significantly from the experimental results:

- C_p up to **+20%** and C_T up to **9%** → due to the absence of corrections

Conclusion

- High fidelity simulations show the ability to represent complex operating conditions (turbulence injection, wind tunnel confinement, complex geometries)
- Flow diagnostics present the main features from experimental data
- Dynamic stall near hub is highlighted
- Turbine performances discrepancies → to be improved by adding corrections to the ALM

→ **High fidelity tool able to predict wind turbine wakes in yaw and turbulence complex configurations**

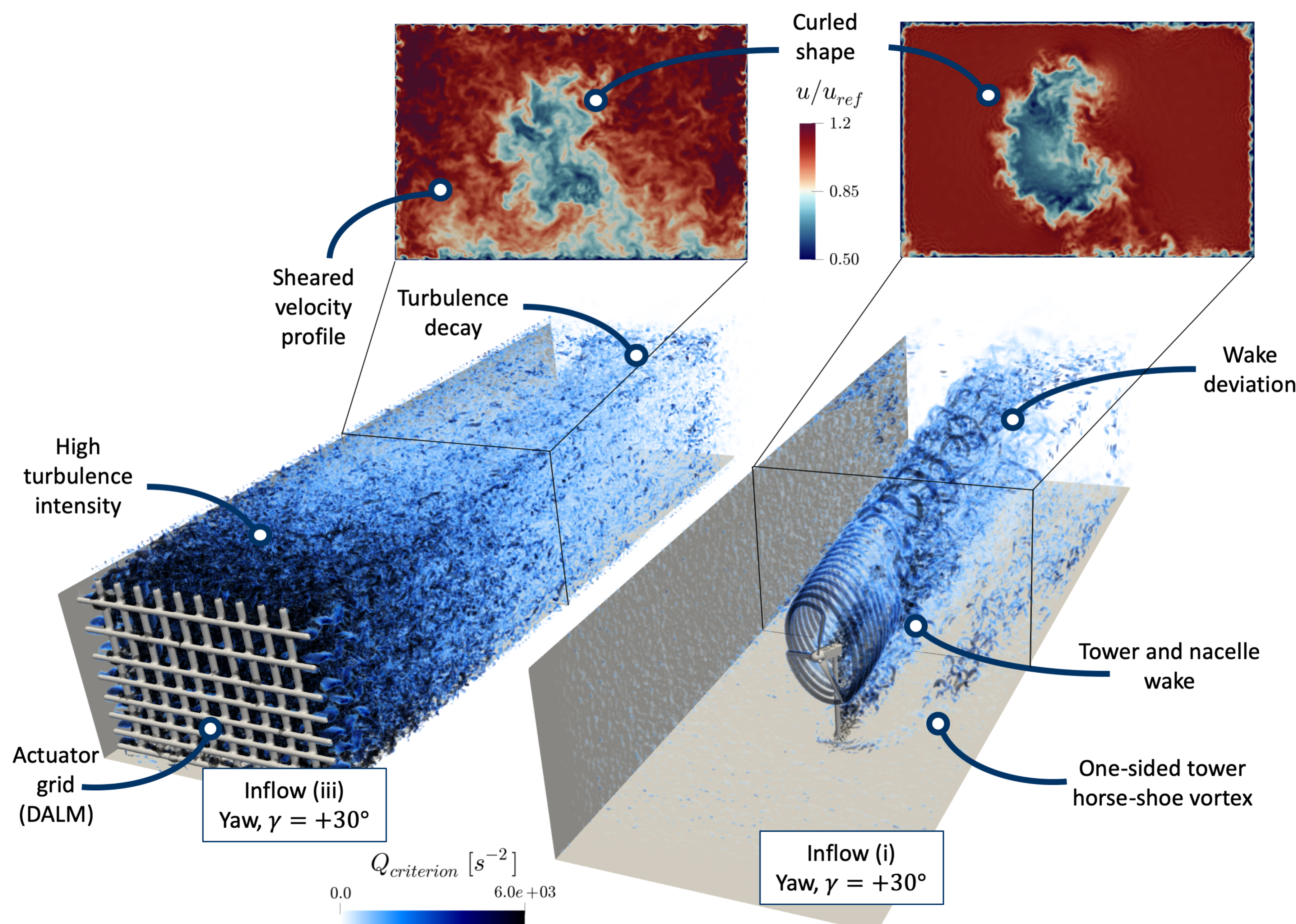
References

- [1] Gebraad P M O et al. 2016 Wind Energy
- [2] Breton S P et al. 2017 Philosophical Transactions of the Royal Society A: Mathematical, Physical and Engineering Sciences
- [3] Bartl J et al. 2018 Wind Energ. Sci.
- [4] Satran L et al. 2017
- [5] Moureau V et al. 2011 Comptes Rendus Mecanique
- [6] Benard P et al. 2018 Computers & Fluids
- [7] Kraushaar M 2011 Ph.D. thesis INPT
- [8] Nicoud, F. et al. 2011. Physics of Fluids
- [9] Duprat C et al. 2011 Physics of Fluids
- [10] Sørensen J and Shen W 2002 J Fluids Eng
- [11] Shen W Z et al. 2014 Journal of Physics: Conference Series
- [12] Meyer Forsting et al. 2019 Journal of Physics: Conference Series
- [13] Shen W Z et al. 2015 Journal of Power and Energy Engineering
- [14] Houtin-Mongrolle F et al. 2020 Journal of turbulence
- [15] Schottler J et al. 2018 Wind Energ. Sci.
- [16] Bastankhah M and Porté-Agel F 2016 Journal of Fluid Mechanics

Acknowledgments

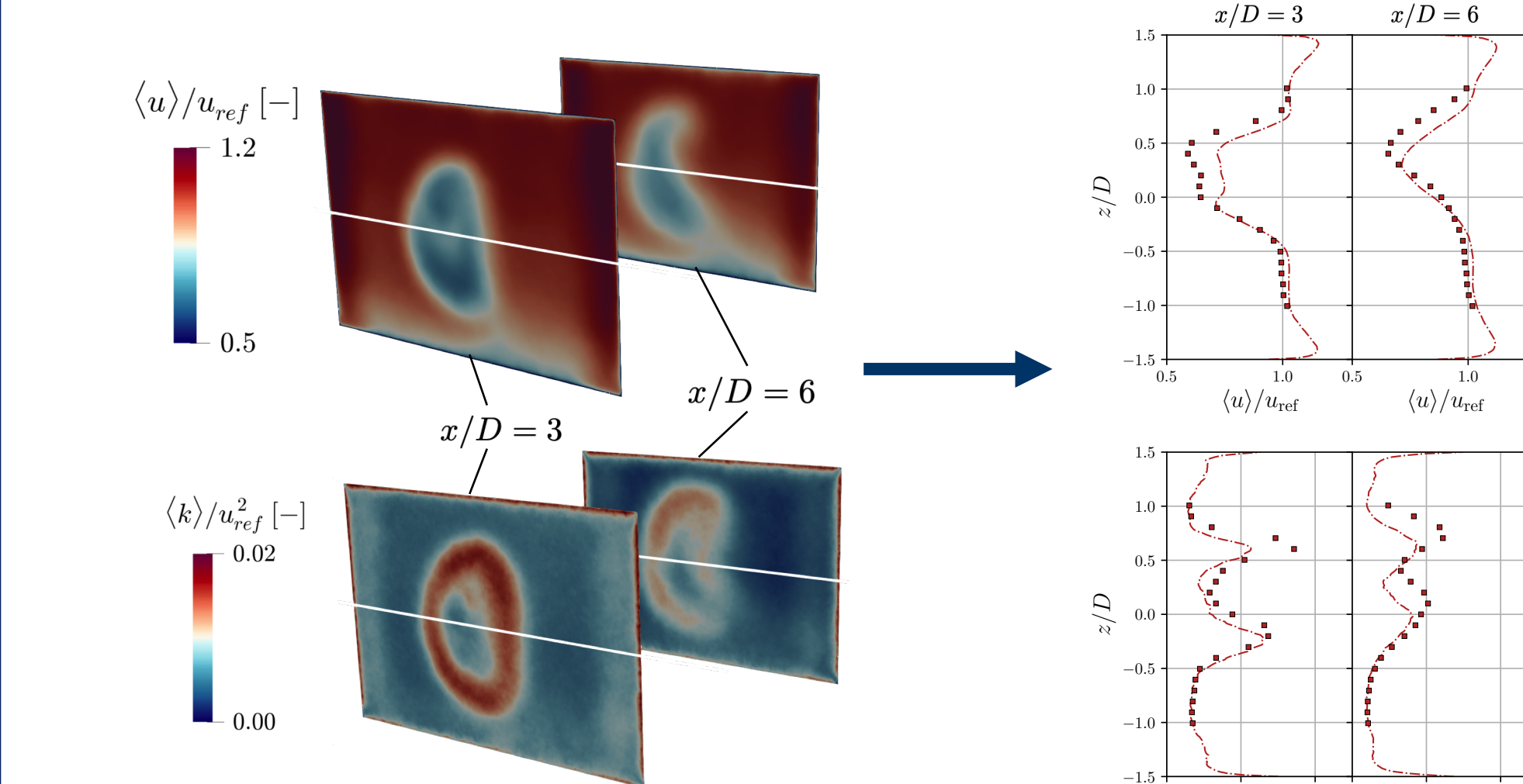
This work was granted access to the HPC resources from CINES (Centre Informatique National de l'Enseignement Supérieur) under the allocation A0072B06880 and from CRIANN (Centre Régional Informatique et d'Applications Numériques de Normandie) under the allocation 2012006.

Wake topology



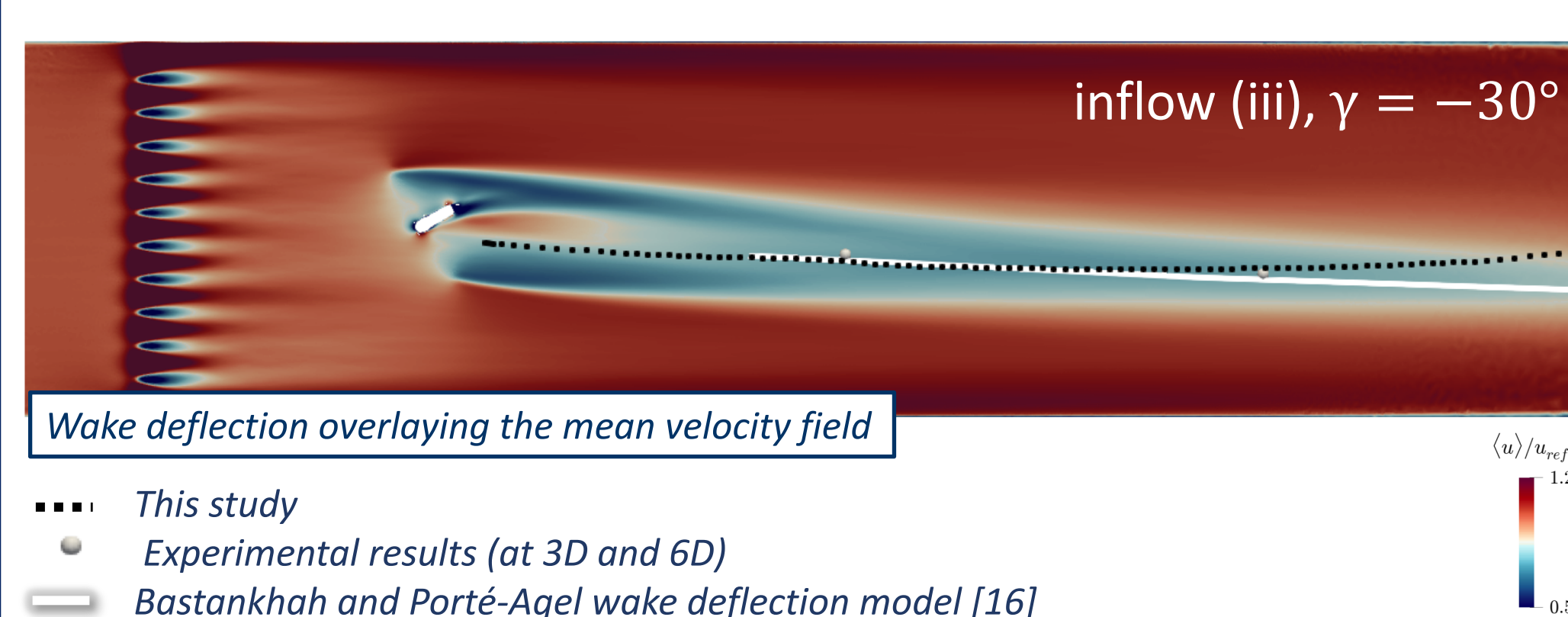
Inflow and yaw impact on wake

Velocity and Turbulent Kinetic Energy profiles:



- Velocity deficit slightly underestimated for yawed cases in respect to experimental data [3]
- TKE profiles show slightly overestimated turbulence decay in the turbine wake
- Similar results to experiment for the non yawed cases

Wake deflection quantification using an available power approach [15]



- Slightly higher estimation of the deflection (at 3D and 6D)
- Good agreement with Bastankhah and Porté-Agel [16] model up to 6D → **confinement redirect** the wake towards its center after 6D