



HAL
open science

Rotating shallow water flow under location uncertainty

Rüdiger Brecht, Long Li, Werner Bauer, Etienne Mémin

► **To cite this version:**

Rüdiger Brecht, Long Li, Werner Bauer, Etienne Mémin. Rotating shallow water flow under location uncertainty: Part II: some numerical results. Seminar STUDO, Sep 2020, Rennes, France. hal-02946835

HAL Id: hal-02946835

<https://hal.science/hal-02946835>

Submitted on 23 Sep 2020

HAL is a multi-disciplinary open access archive for the deposit and dissemination of scientific research documents, whether they are published or not. The documents may come from teaching and research institutions in France or abroad, or from public or private research centers.

L'archive ouverte pluridisciplinaire **HAL**, est destinée au dépôt et à la diffusion de documents scientifiques de niveau recherche, publiés ou non, émanant des établissements d'enseignement et de recherche français ou étrangers, des laboratoires publics ou privés.

Rotating shallow water flow under location uncertainty

Part II: some numerical results

Rüdiger Brecht¹ Long Li² Werner Bauer³ Etienne Mémin²

¹Department of Mathematics and Statistics
Memorial University of Newfoundland, Canada

²Fluminance Group
Inria Rennes - Bretagne Atlantique, France

³Department of Mathematics
Imperial College London, UK

Governing equations

- Conservation of momentum

$$D_t \mathbf{u} + \mathbf{f} \times \mathbf{u} dt = -g \nabla h dt \quad (1)$$

Stochastic transport operator: $D_t[\bullet] = \left(d_t + (u - \nabla \cdot \frac{1}{2} \mathbf{a}) dt + \sigma d\mathbf{B}_t \right) \cdot \nabla [\bullet] - \nabla \cdot \left(\frac{1}{2} \mathbf{a} \nabla [\bullet] \right)$

Governing equations

- Conservation of momentum

$$D_t \mathbf{u} + \mathbf{f} \times \mathbf{u} dt = -g \nabla h dt \quad (1)$$

- Conservation of mass

$$D_t h + h \nabla \cdot \mathbf{u} dt = 0 \quad (2)$$

Stochastic transport operator: $D_t[\bullet] = \left(d_t + (\mathbf{u} - \nabla \cdot \frac{1}{2} \mathbf{a}) dt + \sigma d\mathbf{B}_t \right) \cdot \nabla [\bullet] - \nabla \cdot \left(\frac{1}{2} \mathbf{a} \nabla [\bullet] \right)$

Governing equations

- Conservation of momentum

$$D_t \mathbf{u} + \mathbf{f} \times \mathbf{u} dt = -g \nabla h dt \quad (1)$$

- Conservation of mass

$$D_t h + h \nabla \cdot \mathbf{u} dt = 0 \quad (2)$$

- Incompressible constraints

$$\nabla \cdot \boldsymbol{\sigma} d\mathbf{B}_t = 0, \quad \nabla \cdot \nabla \cdot \mathbf{a} = 0 \quad (3)$$

Stochastic transport operator: $D_t[\bullet] = \left(dt + (\mathbf{u} - \nabla \cdot \frac{1}{2} \mathbf{a}) dt + \boldsymbol{\sigma} d\mathbf{B}_t \right) \cdot \nabla [\bullet] - \nabla \cdot \left(\frac{1}{2} \mathbf{a} \nabla [\bullet] \right)$

Governing equations

- Conservation of momentum

$$D_t \mathbf{u} + \mathbf{f} \times \mathbf{u} dt = -g \nabla h dt \quad (1)$$

- Conservation of mass

$$D_t h + h \nabla \cdot \mathbf{u} dt = 0 \quad (2)$$

- Incompressible constraints

$$\nabla \cdot \boldsymbol{\sigma} d\mathbf{B}_t = 0, \quad \nabla \cdot \nabla \cdot \mathbf{a} = 0 \quad (3)$$

- Conservation of energy

$$d_t \int_{\Omega} \frac{\rho}{2} (h |\mathbf{u}|^2 + gh^2) d\mathbf{x} = 0 \quad (4)$$

Stochastic transport operator: $D_t[\bullet] = \left(d_t + (\mathbf{u} - \nabla \cdot \frac{1}{2} \mathbf{a}) dt + \boldsymbol{\sigma} d\mathbf{B}_t \right) \cdot \nabla [\bullet] - \nabla \cdot \left(\frac{1}{2} \mathbf{a} \nabla [\bullet] \right)$

Energy diagnosis

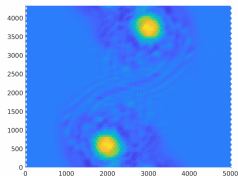
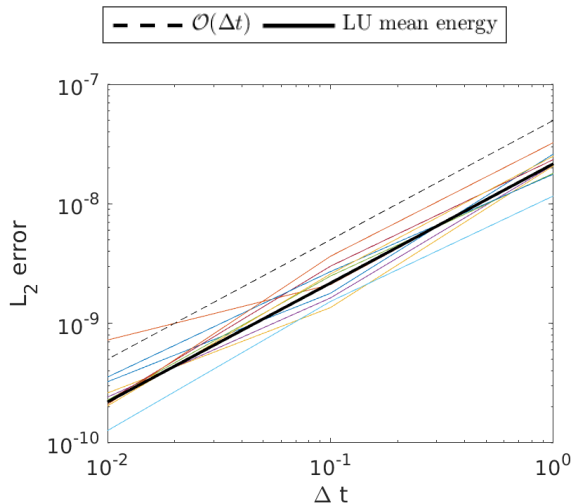


Figure: Convergence in temporal resolution of LU ensemble energy to the reference (at spatial resolution 128^2).

Energy diagnosis

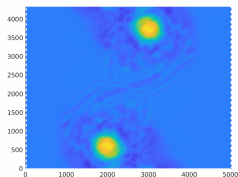
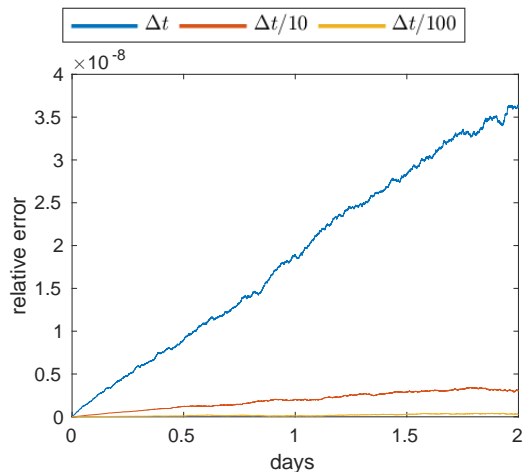


Figure: Relative errors of LU ensemble mean energy compared to the reference (at spatial resolution 128^2).

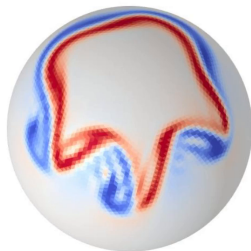
Barotropic instability

Day 6


Reference



LU



LES



Video: Evolution of vorticity fields.

Barotropic instability

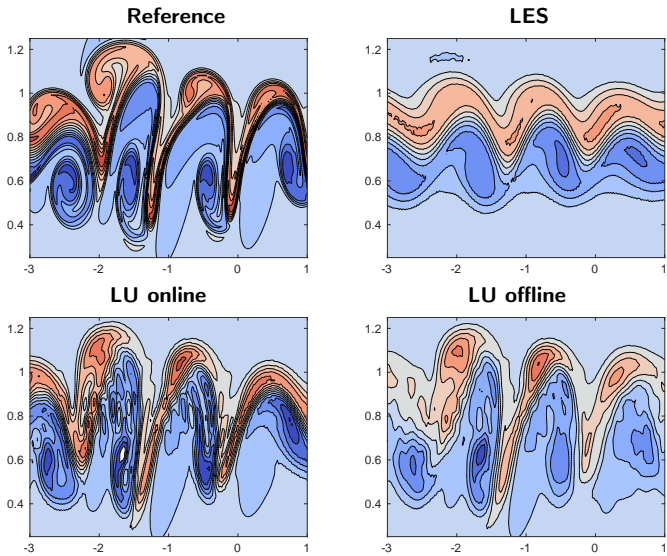


Figure: Contour snapshots of vorticity field at day 6 with $CI = 10^{-5} \text{ s}^{-1}$.

Barotropic instability

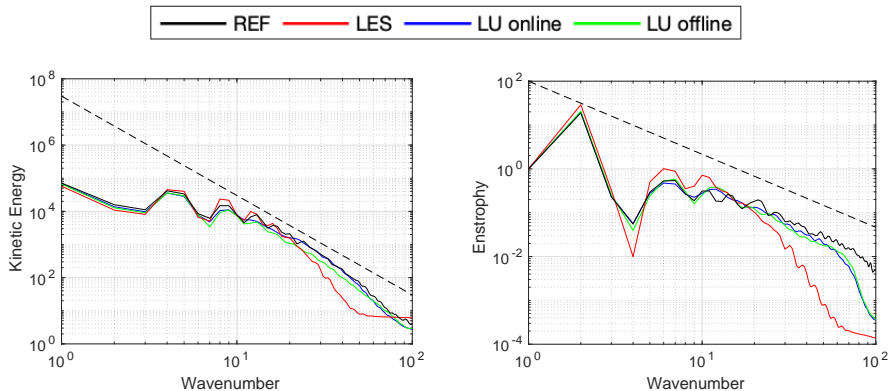
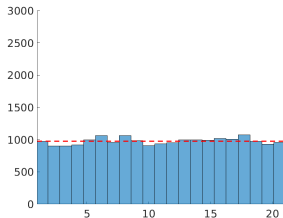


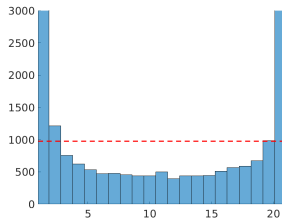
Figure: Spectrums of kinetic energy (left) and enstrophy (right) at day 6. The dashed lines are power laws of slope -3 (left) and $-5/3$ (right).

Ensemble forecast

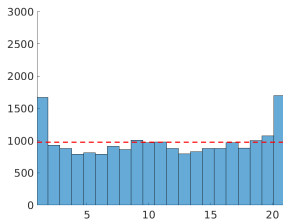
LU offline



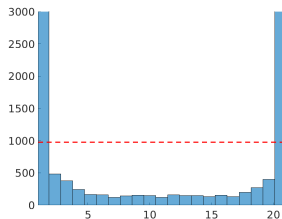
PIC



LU online



PIC



Video: Evolution of rank histograms from day 1 to day 20.

Thank for Your Attention!