



HAL
open science

Analytical properties of Graetz modes and their applications

Franck Plouraboué, Charles Pierre

► **To cite this version:**

Franck Plouraboué, Charles Pierre. Analytical properties of Graetz modes and their applications. 2018. hal-02943171v1

HAL Id: hal-02943171

<https://hal.science/hal-02943171v1>

Preprint submitted on 11 Jun 2019 (v1), last revised 18 Sep 2020 (v3)

HAL is a multi-disciplinary open access archive for the deposit and dissemination of scientific research documents, whether they are published or not. The documents may come from teaching and research institutions in France or abroad, or from public or private research centers.

L'archive ouverte pluridisciplinaire **HAL**, est destinée au dépôt et à la diffusion de documents scientifiques de niveau recherche, publiés ou non, émanant des établissements d'enseignement et de recherche français ou étrangers, des laboratoires publics ou privés.

Analytical properties of Graetz modes and their applications

Charles Pierre ^{*1} and Franck. Plouraboué ^{†2}

¹ Laboratoire de Mathématiques et de leurs Applications, UMR CNRS 5142,
Université de Pau et des Pays de l'Adour, Pau, France.

² Institut de Mécanique des Fluides de Toulouse UMR CNRS 5902,
Université Toulouse III, INPT, UPS, Toulouse, France

December, 2018

Abstract

The generalized Graetz problem refers to stationary convection-diffusion in uni-directional flows. In this contribution we demonstrate the analyticity of generalized Graetz solutions associated with layered domains: either cylindrical (possibly concentric) or parallel. Such configurations are considered as prototypes for heat exchanger devices and appear in numerous applications involving heat or mass transfer. The established framework of Graetz modes allows to recast the 3D resolution of the heat transfer into a 2D or even 1D spectral problem. The associated eigenfunctions (called Graetz modes) are obtained with the help of a sequence of closure functions that are recursively computed. The spectrum is given by the zeros of an explicit analytical serie, the truncation of which allows to approximate the eigenvalues by solving a polynomial equation. Graetz mode computation is henceforth made explicit and can be performed using standard softwares of formal calculus. It permits a direct and mesh-less computation of the resulting solutions for a broad range of configurations. Some solutions are illustrated to showcase the interest of mesh-less analytical derivation of the Graetz solutions, useful to validate other numerical approaches.

Keywords: Heat and mass transfer, convection-diffusion, reduced problem, separation of variables, analytical solutions.

*charles.pierre@univ-pau.fr

†fplourab@imft.fr

Introduction

Parallel convective heat exchangers are relevant in many applicative contexts such as heating/cooling systems [23], haemodialysis [9], as well as convective heat exchangers [14]. A number of works devoted to parallel convective heat exchangers in simple two dimensional configurations [15, 16, 11, 12, 27, 24, 28, 25] can be found to cite only a few, whilst many others can be found in a recent review [6].

As quoted in [6] conjugate heat transfer are mixed parabolic/hyperbolic problems which makes them numerically challenging. In many applications the ratio between the solid and fluid thermal conductances is high (larger than one thousand in many cases). The convection is dominating, so that the ratio of convection to diffusion effects provided by the so-called Péclet number is very high (e.g. larger than 10^5 in [21, 20]). When dealing with such highly hyperbolic situations, numerical convergence might be an issue. The increase in computer power has permitted and popularized the use of direct numerical simulations to predict heat exchanger performances [21, 20, 26, 7, 13]. The derivation of analytical mesh-less reference solutions allows to evaluate the accuracy and the quality of the discrete solutions, as done in [18, 8, 2, 17, 5] in a finite-element framework. In most cases, it is interesting to validate the numerical solution in simple configurations as well as being able to test the solution quality for extreme values of the parameters, when rapid variations of the temperature might occur in localized regions. However, few analytic solutions are known, apart from very simplified cases. Namely, such analytic solutions can be obtained for axi-symmetric configurations, when the longitudinal diffusion has been neglected whilst assuming a parabolic velocity profile, as originally studied by Graetz [10]. In this very special case, the Graetz problem maps to a Sturm-Liouville ODE class, and the resulting analytic solutions can be formulated from hypergeometric functions, see [4] or for example [25].

In this contribution we introduce analytical generalized Graetz modes: including longitudinal diffusion, for any regular velocity profile, and for general boundary conditions. The derivation of the generalized Graetz modes follows an iterative process that can be performed using a standard formal calculus software. Then, section 1.1 sets notations (mainly for the cylindrical case) and provides the physical context as well as the constitutive equations under study. Section 1.2 gives the necessary mathematical background for the subject, with an emphasis on most recent results useful for the presented analysis. Section 2.1 shows that discrete mode decomposition also holds for non-axi-symmetric configuration. Section 2.3 gives the central result of this contribution regarding the analyticity of the generalized Graetz modes. Finally section 3 showcase some results obtained with the method using an explicit analytical computation with a formal calculus software.

1 Setting the problem

1.1 Physical problem

We study stationary convection-diffusion in a circular duct made of several concentric layers (fluid or solid). The domain is set to $\Omega \times (a, b)$ with $(a, b) \subset \mathbb{R}$ an interval and Ω the disk with centre the origin and radius R . The longitudinal coordinate is denoted by z and cylindrical coordinates (r, φ) are used in the transverse plane. Then Ω is split into m different compartments Ω_j , $j = 1 \dots m$, either fluid or solid and centered on the origin: Ω_1 is the disk of radius r_1 whereas Ω_j , $j \geq 2$, is the annulus with inner and outer radius r_{j-1} and r_j for a given sequence $0 < r_1 < \dots < r_m = R$. Two such configurations are depicted on Figure 1.

The physical framework is set as follows:

1. Velocity: $\mathbf{v}(r, \varphi, z) = v(r) \mathbf{e}_z$ with \mathbf{e}_z the unit vector along the z direction. We denote $\mathbf{v}_j = \mathbf{v}|_{\Omega_j} = v_j(r) \mathbf{e}_z$ the restriction of the velocity to compartment Ω_j . In case this compartment is solid we have $v_j(r) = 0$. We make the mathematical assumption that each $v_j(r)$ is analytical, though $v(r)$ is allowed to be discontinuous at each interface.
2. Conductivity: $k(r, \varphi, z) = k(r)$ and moreover $k|_{\Omega_j} = k_j > 0$ is a constant.

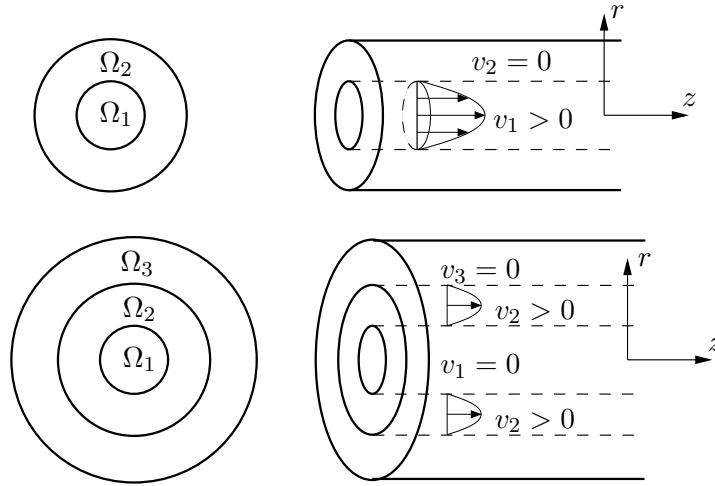


Figure 1: Two possible configurations. Above: fluid flowing inside a circular tube with a solid wall. Below: fluid flowing inside an annulus between a solid core and a solid external wall.

The general equation for stationary heat convection-diffusion reads

$$\operatorname{div}_{(r,\varphi,z)}(\mathbf{v}T - k\nabla_{(r,\varphi,z)}T) = 0.$$

With the assumptions we have made, it simplifies to

$$\operatorname{div}(k\nabla T) + k\partial_z^2 T = v\partial_z T \quad \text{in} \quad \Omega \times (a, b), \quad (1)$$

where we denoted by $\operatorname{div} = \operatorname{div}_{(r,\varphi)}$ and $\nabla = \nabla_{(r,\varphi)}$ the gradient and divergence operators restricted to the transverse plane. The following boundary conditions, either of Dirichlet or Neumann type, are considered

$$T = g(z) \quad \text{or} \quad k\nabla T = g(z) \quad \text{on} \quad \partial\Omega \times (a, b). \quad (2)$$

1.2 Mathematical background

Problem reformulation Adding a supplementary vector unknown $\mathbf{p} : \Omega \rightarrow \mathbb{R}^2$, problem (1)-(2) has been reformulated in [18, 8, 2, 17] into a system of two coupled PDEs of first order:

$$\partial_z \Psi = A\Psi \quad \text{with} \quad \Psi = (T, \mathbf{p}), \quad A = \begin{pmatrix} vk^{-1} & -k^{-1}\operatorname{div}(\cdot) \\ k\nabla \cdot & 0 \end{pmatrix},$$

on the space $\mathcal{H} = L^2(\Omega) \times [L^2(\Omega)]^2$ and involving the differential operator $A : D(A) \subset \mathcal{H} \rightarrow \mathcal{H}$. The definition of the domain $D(A)$ of the operator A depends on the chosen Dirichlet or Neumann boundary condition.

For simplicity we briefly recall the properties of operator A in the Dirichlet case, as presented in [18, 8]. These properties have been extended to the Neumann case in [17] and to the Robin case in [3]. For a Dirichlet boundary condition, we set $D(A) = H_0^1(\Omega) \times H_{\operatorname{div}}(\Omega)$. Then A is self-adjoint with compact resolvent. Apart from the kernel space $K := \ker A = \{(0, \mathbf{p}), \mathbf{p} \in H_{\operatorname{div}}(\Omega), \operatorname{div} \mathbf{p} = 0\}$ the spectrum of A is composed of a set Λ of eigenvalues of finite multiplicity. It has been shown in [18] that Λ decomposes into a double sequence of eigenvalues λ_i ,

$$-\infty \leftarrow \leq \lambda_i \leq \dots \leq \lambda_1 < 0 < \lambda_{-1} \leq \dots \leq \lambda_{-i} \rightarrow +\infty. \quad (3)$$

We call **upstream eigenvalues** the positive eigenvalues $\{\lambda_i, i < 0\}$ and **downstream eigenvalues** the negative ones $\{\lambda_i, i > 0\}$. The associated eigenfunctions $(\Psi_i)_{i \in \mathbb{Z}^*}$ form an orthogonal (Hilbert) basis of K^\perp .

Eigenmodes Let us write $\Psi_i = (\Theta_i, \mathbf{p}_i)$ the eigenfunctions. Their vector component satisfies $\mathbf{p}_i = k\nabla\Theta_i/\lambda_i$. It is important to understand that $\Theta_i : \Omega \mapsto \mathbb{R}$ only is the scalar component of the associated eigenfunction Ψ_i . As a result the $(\Theta_i)_{i \in \mathbb{Z}^*}$ are not eigenfunctions themselves, they are neither orthogonal nor form a basis of $L^2(\Omega)$. To clarify this distinction we refer to Θ_i as an **eigenmode** associated with λ_i .

Eigenmodes can be directly defined through a generalized eigenvalue problem. A function $\Theta : \Omega \rightarrow \mathbb{R}$ is an eigenmode if $\Theta \in H^1(\Omega)$, $k\nabla\Theta \in H_{\operatorname{div}}(\Omega)$ and there exists a scalar λ so that

$$\operatorname{div}(k(r)\nabla\Theta) + \lambda^2 k(r)\Theta = \lambda v(r)\Theta \quad \text{on} \quad \Omega, \quad (4)$$

with $\Theta = 0$ or $\nabla\Theta \cdot \mathbf{n} = 0$ on $\partial\Omega$ depending on the considered Dirichlet or Neumann boundary condition. In that situation, λ is an eigenvalue of A associated with the eigenfunction $\Psi_i = (\Theta, k\nabla\Theta/\lambda)$. As a consequence, the eigenmodes

always are real functions since the operator A is symmetric.

The upstream and downstream eigenmodes have the following important property (proved in [8]):

- The upstream eigenmodes $\{\Theta_i, i < 0\}$ form a (Hilbert) basis of $L^2(\Omega)$.
- The downstream eigenmodes $\{\Theta_i, i > 0\}$ also form a basis of $L^2(\Omega)$.

Problem resolution The problem (1)-(2) can be solved by separation of variables. General solutions for non-homogeneous boundary conditions of Dirichlet, Neumann or Robin type have been derived in [18, 8, 17, 2, 3]. Such solutions are detailed in section 3. We simply recall their formulation for a homogeneous Dirichlet boundary condition:

$$T(r, \varphi, z) = \sum_{i \in \mathbb{Z}^*} c_i(z) \Theta_i(r, \varphi) e^{\lambda_i z}.$$

The functions $c_i(z)$ are determined with the help of the eigenmodes, of the boundary condition $g(z)$ and of the inlet/outlet conditions. As an illustration, we precise that derivation in two cases. In the case of a homogeneous boundary condition $g(z)=0$ in (2), then $c_i(z) = c_i \in \mathbb{R}$ are constant scalars. On a semi-infinite domain $\Omega \times (0, +\infty)$, the upstream coefficients are zero, $c_i = 0$ for $i < 0$, and

$$T(r, \varphi, z) = \sum_{i \in \mathbb{Z}^+} c_i \Theta_i(r, \varphi) e^{\lambda_i z}.$$

The coefficients c_i for $i > 0$ are given by the inlet condition $T^i = T|_{z=0}$

$$T^i = \sum_{i \in \mathbb{Z}^+} c_i \Theta_i.$$

If the domain is finite, equal to $\Omega \times (0, L)$, then the upstream coefficients are no longer equal to zero, the upstream and downstream coefficients c_i satisfy

$$T^i = \sum_{i \in \mathbb{Z}^+} c_i \Theta_i + \sum_{i \in \mathbb{Z}^-} c_i \Theta_i e^{-\lambda_i L}, \quad T^o = \sum_{i \in \mathbb{Z}^+} c_i \Theta_i e^{\lambda_i L} + \sum_{i \in \mathbb{Z}^-} c_i \Theta_i,$$

where $T^o = T|_{z=L}$ is the outlet condition.

2 Analyticity of the generalized Graetz modes

2.1 Series decomposition

To take advantage of the azimuthal symmetry of the physical problem we perform the Fourier decomposition of the eigenmodes. Their Fourier series expansion is composed by terms of the form $T(r) \cos(n\varphi)$ or $T(r) \sin(n\varphi)$. We

prove here that we have a finite number of such terms and characterize $T(r)$. Let us introduce the operator Δ_n

$$\Delta_n f = \frac{1}{r} \frac{d}{dr} \left(r \frac{d}{dr} f \right) - \frac{n^2}{r^2} f.$$

Consider Θ an eigenmode associated with $\lambda \in \Lambda$ and assume that $\Theta(r, \varphi) = T(r) \cos(n\varphi)$ or $\Theta(r, \varphi) = T(r) \sin(n\varphi)$. Then T is a solution of the following ODEs

$$\lambda^2 k_j T + k_j \Delta_n T = \lambda v_j T, \quad \text{on } (r_{j-1}, r_j), \quad j = 1 \dots m, \quad (5)$$

that are coupled with the transmission conditions

$$T(r_j^-) = T(r_j^+), \quad k_j \frac{d}{dr} T(r_j^-) = k_{j+1} \frac{d}{dr} T(r_j^+), \quad j = 1 \dots m-1. \quad (6)$$

Lemma 1. For all $\lambda \in \mathbb{C}$ and all $n \in \mathbb{N}$ there exists a unique function $T_{n,\lambda}(r) : (0, R) \rightarrow \mathbb{R}$ that satisfies (5)-(6) together with the normalisation condition

$$T_{n,\lambda}(r) \sim r^n \quad \text{as } r \rightarrow 0^+. \quad (7)$$

An eigenmode Θ associated with the eigenvalue λ decomposes as a finite sum of terms of the form $T_{n,\lambda}(r) \cos(n\varphi)$ or $T_{n,\lambda}(r) \sin(n\varphi)$.

The eigenvalue set Λ decomposes in the Dirichlet case as

$$\Lambda = \bigcup_{n \in \mathbb{N}} \Lambda_n, \quad \Lambda_n = \{ \lambda \in \mathbb{C}, \quad T_{n,\lambda}(R) = 0 \}, \quad (8)$$

and in the Neumann case as

$$\Lambda = \bigcup_{n \in \mathbb{N}} \Lambda_n, \quad \Lambda_n = \left\{ \lambda \in \mathbb{C}, \quad \frac{d}{dr} T_{n,\lambda}(R) = 0 \right\} \quad (9)$$

Finally, if $\lambda \in \Lambda_n$, then the associated eigenmodes are $T_{n,\lambda}(r) \cos(n\varphi)$ and $T_{n,\lambda}(r) \sin(n\varphi)$.

Proof of lemma 1. The well posedness of the function $T_{n,\lambda}$ definition is obtained by induction on the intervals $[r_{j-1}, r_j]$. Assume that $T_{n,\lambda}$ is given on $[r_{j-1}, r_j]$ for some $j \geq 1$. On $[r_j, r_{j+1}]$ the ODE (5) is regular and has a space of solution of dimension two, therefore $T_{n,\lambda}$ is uniquely determined by the two initial conditions (6).

Now on $[0, r_1]$: the ODE (5) is singular at $r = 0$. The Frobenius method (see e.g. [22]), with the assumption that $v(r)$ is analytical on $[0, r_1]$, states that the space of solutions is generated by two functions whose behavior near $r = 0$ can be characterized:

- for $n > 0$, one solution is $O(r^n)$ at the origin and the second is $O(r^{-n})$,
- for $n = 0$, one solution is $O(1)$ at the origin and the second is $O(\log(r))$,

Therefore condition (7) ensures existence and uniqueness for $T_{n,\lambda}$.

Let Θ be an eigenmode for $\lambda \in \Lambda$. On each sub-domain Ω_j , equation (4) can be rewritten as

$$\Delta\Theta = \frac{1}{k_j} (\lambda v_j(r)\Theta - \lambda^2\Theta).$$

Using the assumption that $v_j(r)$ is analytical on $[r_{j-1}, r_j]$, elliptic regularity properties imply that $\Theta \in C^\infty(\overline{\Omega_j})$. Moreover, since $\Theta \in H^1(\Omega)$ and $k\nabla\Theta \in H_{\text{div}}(\Omega)$, it follows that Θ and $k\nabla\Theta \cdot \mathbf{n}$ are continuous on each interface between Ω_j and Ω_{j+1} . We consider the Fourier series expansion for Θ

$$\Theta = \sum_{n \in \mathbb{Z}} \theta_n(r) e^{-in\varphi}.$$

Since $\Theta \in C^\infty(\overline{\Omega_j})$ we can differentiate under the sum to obtain

$$\Delta\Theta = \sum_{n \in \mathbb{Z}} \Delta_n(\theta_n(r)) e^{-in\varphi}.$$

and so equation (4) ensures that each Fourier mode $\theta_n(r)$ satisfies the ODEs (5). It also satisfies the transmission conditions (6) because of the continuity of Θ and of $k\nabla\Theta \cdot \mathbf{n}$ at each interface. We already studied the behavior of the solution of (4) at the origin. Among the two possible behaviors characterized by the Frobenius method, $\Theta \in H^1(\Omega)$ and $\nabla\Theta \in L^2(\Omega)$ ensure that $\theta_n(r) = O(r^{|n|})$. As a result we have $\theta_n(r) = \alpha_{|n|} T_{|n|,\lambda}(r)$.

Finally, Θ being a real function, we can recombine the Fourier modes to get,

$$\Theta = \sum_{n \geq 0} \beta_{|n|} T_{n,\lambda}(r) \cos(n\varphi) + \sum_{n > 0} \gamma_{|n|} T_{n,\lambda}(r) \sin(n\varphi).$$

We also proved that each term $T_{n,\lambda}(r) \cos(n\varphi)$ or $T_{n,\lambda}(r) \sin(n\varphi)$ itself is an eigenmode for λ which obviously are linearly independent. But each eigenvalue $\lambda \in \Lambda$ being of finite multiplicity, the sums above are finite. \square

2.2 Closure functions

Assuming the following decomposition:

$$T_{n,\lambda}(r) = \sum_{p \in \mathbb{N}} t_{n,p}(r) \lambda^p,$$

and formally injecting this expansion into problem (5) provides recursive relations on $t_{n,p}(r)$,

$$k_j \Delta_n t_{n,p} + k_j t_{n,p-2} = v(r) t_{n,p-1}.$$

which allows an explicit analytical computation of the functions $t_{n,p}(r)$. We prove in section 2.3 that such a decomposition exists. The functions $t_{n,p}$ are called the **closure functions**. They are precisely defined in section 2.2.1 and

their construction with the help of closure problems is given in section 2.2.2.

A consequence is that the spectrum in (8) and (9) are given by the zeros of the following analytical series

$$\Lambda = \bigcup_{n \in \mathbb{N}} \Lambda_n, \quad \Lambda_n = \left\{ \lambda \in \mathbb{C}, \quad \sum_{p \in \mathbb{N}} c_{n,p} \lambda^p = 0 \right\}, \quad (10)$$

where the coefficients $c_{n,p}$ are given by $c_{n,p} = t_{n,p}(R)$ in the Dirichlet case or by $c_{n,p} = \frac{d}{dr} t_{n,p}(R)$ in the Neumann case. In practice:

1. By truncating the series in equation (10) at order M , we can compute approximate eigenvalues by searching the zeros of the polynomial in λ $\sum_{p=0}^M c_{n,p} \lambda^p = 0$.
2. If $\bar{\lambda}$ is an approximate eigenvalue, the corresponding approximate eigenmode is $\sum_{p=0}^M t_{n,p}(r) \bar{\lambda}^p$.

For more simplicity we fix in the sequel the value of $n \in \mathbb{N}$ and denote $t_{n,p} = t_p$ and $T_{n,\lambda} = T_\lambda$.

2.2.1 Definition

We consider the ODEs, for $j = 1 \dots m$,

$$k_j \Delta_n t_p + k_j t_{p-2} = v(r) t_{p-1} \quad \text{on } (r_{j-1}, r_j), \quad (11)$$

together with the transmission conditions for $j = 1 \dots m - 1$,

$$t_p(r_j^+) = t_p(r_j^-), \quad k_j \frac{d}{dr} t_p(r_j^+) = k_{j+1} \frac{d}{dr} t_p(r_j^-), \quad (12)$$

and the normalisation condition at the origin,

$$\lim_{r \rightarrow 0} \frac{t_p(r)}{r^n} = 0. \quad (13)$$

Lemma 2. Setting $t_{-1} = 0$ and $t_0 = r^n$, then the closure functions $(t_p(r))_{p \geq 1}$ satisfying (11), (12) and (13) for $p \geq 1$ are uniquely defined.

The proof is set-up by construction in section 2.2.2.

2.2.2 Construction

We assume that for some $p \geq 1$, $t_{p-2}(r)$ and $t_{p-1}(r)$ are known. We hereby derive $t_p(r)$. Let us first introduce the operators F_j for $j = 1, \dots, m$, defined for a function f

$$F_j[f](r) := r^n \int_{r_{j-1}}^r \frac{1}{x^{2n+1}} \int_{r_{j-1}}^x y^{n+1} f(y) dy dx, \quad (14)$$

which is the inverse of operator Δ_n . We denote $\psi_1(r) = r^n$ and $\psi_2(r) = r^{-n}$ if $n > 0$ or $\psi_2(r) = \ln(r)$ if $n = 0$, that are the basis solution of $\Delta_n f = 0$. We consider the right hand side f_{p-1}

$$f_{p-1} := \frac{v}{k} t_{p-1} - t_{p-2}. \quad (15)$$

Then on each compartment (r_{j-1}, r_j) , $t_p(r)$ is solution of (11) and therefore reads,

$$t_p(r) = \alpha_j \psi_1(r) + \beta_j \psi_2(r) + F_j[f_{p-1}](r).$$

We finally show how to compute the constants α_j and β_j

First compartment $[0, r_1]$ Assume that $t_{p-1} = O(r^n)$ and $f_{p-1} = O(r^n)$ at $r=0$, which is true for $p = 1$.

We get that $F_1[f_{p-1}] = O(r^{n+2})$ and the normalisation condition (12) sets $\alpha_1 = \beta_1 = 0$. We then have,

$$t_p(r) = F_1[f_{p-1}](r) \quad \text{on} \quad [0, r_1]. \quad (16)$$

It follows that $t_p = O(r^{n+2}) = O(r^n)$ and $f_p = O(r^n)$.

Further compartments $[r_j, r_{j+1}]$, $j \geq 1$ We assume that $t_p(r)$ has been computed on the compartment $[r_{j-1}, r_j]$ and determine $t_p(r)$ on $[r_j, r_{j+1}]$, $j \geq 1$.

We clearly have $F_{j+1}[f](r_j) = 0$ and $\frac{d}{dr} F_j[f](r_j) = 0$. Then equation (12) at r_j reformulates as

$$\begin{aligned} \alpha_j \psi_1(r_j) + \beta_j \psi_2(r_j) &= t_p(r_j^-) \\ \alpha_j \frac{d}{dr} \psi_1(r_j) + \beta_j \frac{d}{dr} \psi_2(r_j) &= \frac{k_j}{k_{j+1}} \frac{d}{dr} t_p(r_j^-), \end{aligned}$$

which equation has a unique solution since ψ_1 and ψ_2 form a basis for the solutions of the homogeneous equation $\Delta_n f = 0$.

2.3 Series expansion of the eigenmodes

Our main result is the following.

Theorem 1. The functions $T_{n,\lambda}$ satisfy,

$$\begin{aligned} T_{n,\lambda}(r) &= \sum_{p \in \mathbb{N}} t_{n,p}(r) \lambda^p, \quad \text{on} \quad [0, R] \\ \frac{d}{dr} T_{n,\lambda}(r) &= \sum_{p \in \mathbb{N}} \frac{d}{dr} t_{n,p}(r) \lambda^p, \quad \text{on} \quad [r_{j-1}, r_j], \quad j = 1 \dots m, \end{aligned}$$

where the $(t_{n,p}(r))_{p \in \mathbb{N}}$ are the closure functions introduced in the previous section.

Proof of theorem 1

We fix the value of $n \in \mathbb{N}$ and simply denote $t_{n,p} = t_p$ and $T_{n,\lambda} = T_\lambda$.

Assume that the three functions $T_\lambda(r)$, $\frac{d}{dr}T_\lambda(r)$ and $\Delta_n T_\lambda(r)$ are analytical for $r \in [r_{j-1}, r_j]$ and $\lambda \in \mathbb{C}$. We can write $T_\lambda(r) = \sum_{p \geq 0} s_p(r) \lambda^p$. The derivation theorem imply that $\frac{d}{dr}T_\lambda(r) = \sum_{p \geq 0} \frac{d}{dr}s_p(r) \lambda^p$ and that $\Delta_n T_\lambda(r) = \sum_{p \geq 0} \Delta_n s_p(r) \lambda^p$. Injecting this in (5) shows the $s_p(r)$ satisfy (5). Similarly the transmission and renormalisation conditions (6) (7) imply that the $s_p(r)$ satisfy (12) (13). Uniqueness in lemma 2 then imply that $s_p(r) = t_p(r)$.

Let us then prove that $T_\lambda(r)$, $\frac{d}{dr}T_\lambda(r)$ and $\Delta_n T_\lambda(r)$ are analytical for $r \in [r_{j-1}, r_j]$ and $\lambda \in \mathbb{C}$ for all $j = 1 \dots m$. We proceed by induction.

Assume that this is true on $[r_{j-1}, r_j]$. Then the initial data $\lambda \rightarrow T_\lambda(r_j)$ and $\lambda \rightarrow \partial_r T_\lambda(r_j)$ are analytical. On $[r_j, r_{j+1}]$, T_λ is the solution of the regular ODE (5) that analytically depends on λ , r and whose initial conditions (6) at r_j also analytically depend on λ . Classical results on ODEs (see e.g. [1, section 32.5]) state that $T_\lambda(r)$ analytically depends on λ and r on $[r_j, r_{j+1}]$. This is also true for $\Delta_n T_\lambda$ since $\Delta_n T_\lambda = -\lambda^2 T_\lambda + \lambda v/k T_\lambda$. Finally this is also true for $\frac{d}{dr}T_\lambda$ by integration.

It remains to prove the result for $r \in [0, r_1]$. This is harder because of the singularity at $r = 0$. The problem being local at $r = 0$, we can assume $r_1 \leq 1$. We formally introduce the series,

$$A_\lambda(r) = \sum_{p \geq 0} t_p(r) \lambda^p, \quad B_\lambda(r) = \sum_{p \geq 0} \frac{d}{dr} t_p(r) \lambda^p, \quad C_\lambda(r) = \sum_{p \geq 0} \Delta_n t_p(r) \lambda^p.$$

Let us denote $F[f] = F_1[f]$ for $F_1[f]$ defined in (14). We introduce $F^{(i)} = F \circ \dots \circ F$ the i^{th} iterate of F . Let us define $\tau_i = F^{(i)}[t_0]$ for $t_0(r) = r^n$ the 0^{th} closure function. It is easy to compute τ_i ,

$$\tau_i(r) = K_i r^{n+2i}, \quad K_i^{-1} = 2^{2i} i! (i+1) \dots (i+n). \quad (17)$$

We consider the constant $M = \max(\|v/k\|_\infty, 1) \geq 1$.

Lemma 3. If $r_1 \leq 1$, then on $[0, r_1]$ we have,

$$|t_p(r)| \leq \alpha_p, \quad \left| \frac{d}{dr} t_p(r) \right| \leq \alpha_p, \quad |\Delta_n t_p(r)| \leq \alpha_p.$$

with $\alpha_p = (2M)^p K_{i-1}$ for $p = 2i$ or $p = 2i + 1$.

With definition (17) of the coefficients K_i , it is clear that the series $\sum_{p \geq 0} \alpha_p \lambda^p$ converges over \mathbb{C} . The three series $A_\lambda(r)$, $B_\lambda(r)$ and $C_\lambda(r)$ therefore are normally converging for $r \in [0, r_1]$ and for λ in any compact in \mathbb{C} . As a result the

integration theorem implies that $B_\lambda = \partial_r A_\lambda$ and $C_\lambda = \Delta_n A_\lambda$. Relation (11) ensures that A_λ satisfies (5) whereas relation (13) together with $t_0 = r^n$ ensures that A_λ satisfies (7). Uniqueness in lemma 1 then implies that $A_\lambda = T_\lambda$. This proves theorem 1 on $[0, R]$ and ends this proof.

Proof of lemma 3. We will systematically use that $r \leq 1$, that K_i and $\tau_i(r)$ in (17) are decreasing and that the operator F satisfies,

$$h_1 \leq h_2 \Rightarrow F[h_1] \leq F[h_2], \quad |F[h]| \leq F[|h|].$$

With definitions (15)-(16) we have the upper bound,

$$|t_p| \leq F[|f_{p-1}|] \leq M(F[|t_{p-1}|] + F[|t_{p-2}|]).$$

By recursion, we obtain an upper bound involving the $\tau_i = F^{(i)}(t_0)$ of the form

$$|t_p| \leq \sum_k M^{n_k} \tau_{m_k}.$$

The number of terms in the sum is less than 2^p . Index n_k is smaller than p and $M^{n_k} \leq M^p$. The minimal value for m_k is i if $p = 2i$ or $i + 1$ if $p = 2i + 1$, so that $\tau_{m_k} \leq \tau_i$ or $\tau_{m_k} \leq \tau_{i+1}$ respectively. Therefore,

$$|t_p| \leq \begin{cases} (2M)^p K_i r^{n+2i} & \text{if } p = 2i \\ (2M)^p K_{i+1} r^{n+2(i+1)} & \text{if } p = 2i + 1 \end{cases},$$

which upper bound ensures the first inequality in lemma 3.

From that last inequality it is easy to check that $|t_p| + |t_{p-1}| \leq 2(2M)^p K_i r^{n+2i}$ if $p = 2i$ or $p = 2i + 1$. For $p = 2i$ or $p = 2i + 1$ it follows that

$$f_p = |\Delta_n t_{p+1}| \leq M(|t_p| + |t_{p-1}|) \leq (2M)^{p+1} K_i r^{n+2i}.$$

This gives the third inequality in lemma 3.

By differentiating (16) we get,

$$\frac{d}{dr} t_{p+1}(r) = nr^{n-1} \int_0^r \frac{1}{x^{2n+1}} \int_0^x y^{n+1} f_p(y) dy dx + \frac{1}{r^n} \int_0^r y^{n+1} f_p(y) dy$$

It follows that

$$\left| \frac{d}{dr} t_{p+1}(r) \right| \leq (2M)^{p+1} K_i C,$$

with,

$$\begin{aligned} C &= nr^{n-1} \int_0^r \frac{1}{x^{2n+1}} \int_0^x y^{2n+2i+1} dy dx + \frac{1}{r^n} \int_0^r y^{2n+2i+1} dy \\ &\leq nr^{n-1} \int_0^r \frac{1}{x^{2n+1}} \int_0^x y^{2n} dy dx + \frac{1}{r^n} \int_0^r y^{2n} dy = \frac{nr^n + r^{n+1}}{2n+1} \leq 1, \end{aligned}$$

implying the second inequality in lemma 3. \square

2.4 Extension to planar configurations

We consider layered planar configurations as depicted on Figure 2. The transverse coordinate perpendicular to the layers is denoted by x . The coordinate x is homologue to the radial coordinate r in the cylindrical case. The origin is set at the center so that $-R \leq x \leq R$ with $2R$ the total thickness of the geometry.

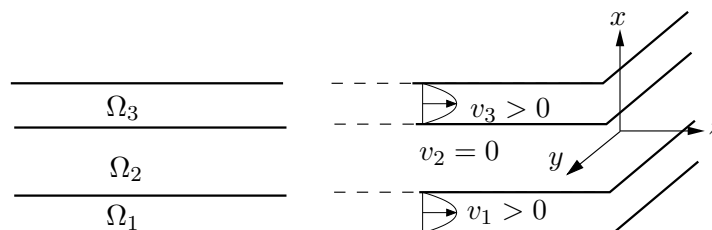


Figure 2: Example of a planar configurations.

Actually, the results that we obtained for concentric cylindrical configurations are easier to establish in the case of layered planar configurations. This is because the operator $\Delta_n := \left(\frac{d^2}{dx^2} + n^2\right)$ associated with the y -periodic decomposition

$$\Theta(x, y) = \sum_{n \geq 0} T_{n,\lambda}(x) \cos(n2\pi y) + \sum_{n > 0} T_{n,\lambda}(x) \sin(n2\pi y),$$

is no more singular in Cartesian coordinates. Hence, the technical issues associated with the proof of analyticity in the variable λ for the functions T_λ , dT_λ/dr and $\Delta_n T_\lambda$ are no longer present in this case. Furthermore, each step of the proofs provided in sections 2.1 and 2.2 directly apply to the planar case, so that theorem 1 also holds.

3 Examples of applications

In this section we develop various examples of solutions so as to illustrate the versatility and usefulness of the previously presented theoretical results. In section 3.1 we first give explicit general solutions adapted for two families of geometries, i.e planar or cylindrical, for general boundary conditions. We pursue towards illustrating interesting and relevant solutions considering two idealized but non trivial configurations in the subsequent sections. In section 3.2 we showcase how a localized heat source can lead to a 'hot spot' of temperature in its neighbourhood, and illustrate how our mesh-less analytical method can effectively capture the temperature peak. A second example is provided in section 3.3 where we examine a double-pass configuration in the planar framework for which, again, a localized heat source is imposed nearby the origin.

3.1 Explicit families of solutions

As in equation (2), we will consider symmetric boundary conditions (only depending on z). Thus we will consider the spectrum Λ_0 in definitions (8)-(9) for $n=0$. In the Dirichlet case $\Lambda_0 = \{\lambda \in \mathbb{C}, T_{0,\lambda}(R) = 0\}$ and in the Neuman case $\Lambda_0 = \{\lambda \in \mathbb{C}, dT_{0,\lambda}/dr(R) = 0\}$. The spectrum is computed with the closure functions as in equation (10). It decomposes as in equation (3): $\Lambda_0 = \{\lambda_{+i}, \lambda_{-i}, i \in \mathbb{N}^*\}$ with $\lambda_{+i} < 0$ the upstream modes and $\lambda_{-i} > 0$ the downstream modes. We will simply denote $T_{\pm i} = T_{\lambda_{\pm i}, 0}$. Remember that $\lambda_{\pm i}$ and $T_{\pm i}$ depend on the nature of the boundary condition (Dirichlet or Neumann).

Dirichlet boundary condition

For the lateral Dirichlet boundary condition in equation (2), the temperature solution are given in [2] for the cylindrical case

$$T(r, z) = g(z) + \sum_{i \in \mathbb{Z}^*} \alpha_i c_i(z) T_i(r) e^{\lambda_i z},$$

with, denoting k the conductivity in the boundary annulus:

$$\alpha_i = \frac{2\pi R}{\lambda_i^2} k \frac{dT_i}{dr}(R).$$

This adapts to the parallel planar configuration with

$$\alpha_i = \frac{k}{\lambda_i^2} \left(\frac{dT_i}{dr}(R) + \frac{dT_i}{dr}(-R) \right)$$

In both cylindrical and planar cases, the functions $c_i(z)e^{\lambda_i z}$ are given by the convolution between dg/dz and the exponentially decaying modes

$$c_{-i}(z) = \int_z^{+\infty} g'(\xi) e^{-\lambda_{-i}\xi} d\xi, \quad c_{+i}(z) = - \int_{-\infty}^z g'(\xi) e^{-\lambda_{+i}\xi} d\xi,$$

for the upstream modes and downstream modes respectively.

Neumann boundary condition & non-equilibrated case

Consider now a Neumann boundary conditions (2) in the case where $Q := \int_{\Omega} v dx \neq 0$, *i.e.* the total convective flux is not zero. Then from [2] the solution reads

$$T(r, z) = \frac{P}{Q} G(z) + \sum_{i \in \mathbb{Z}^*} \alpha_i c_i(z) T_i(r) e^{\lambda_i z}, \quad (18)$$

with $G(z) = \int_{-\infty}^z g(\xi) d\xi$ the primitive of the heat source $g(z)$ and P the perimeter of the external cylinder. Note that the temperature indeed is defined up to an additive constant that has been fixed by setting $T_{-\infty} = 0$ here.

For the cylindrical configuration, we choose a Poiseuille velocity profile $v(r) = \text{Pe}(1 - (r/r_0)^2)$, where Pe is the Péclet number that quantifies the ratio between convection and diffusion (here based on the maximal velocity in the tube). We have $P/Q = 4R/(\text{Pe}r_0^2)$ and

$$\alpha_i = \frac{2\pi R}{\lambda_i} T_i(R).$$

Whereas, for parallel planar configurations:

$$\alpha_i = \frac{1}{\lambda_i} (T_i(R) + T_i(-R)).$$

In both cases, the functions $c_i(z)e^{\lambda_i z}$ are given by the convolution between the imposed flux at the boundary and the exponentially decaying modes

$$c_{-i}(z) = \int_z^{+\infty} g(\xi) e^{-\lambda_i \xi} d\xi, \quad c_{+i}(z) = - \int_{-\infty}^z g(\xi) e^{-\lambda_i \xi} d\xi, \quad (19)$$

for the upstream modes and downstream modes respectively.

Neumann boundary condition & equilibrated case

Consider now a Neumann boundary conditions (2) in the case where the total convective flux cancels out: $Q := \int_{\Omega} v dx = 0$. This is the case of an equilibrated exchanger. In this case, the solution displays a distinct form (see [2]) involving the (adiabatic) kernel T_0 solution of

$$\text{div}(k\nabla T_0) = v, \quad \nabla T_0 \cdot \mathbf{n}|_R = 0. \quad (20)$$

In the section 3.3 we will consider an exemple of such a configuration for which we will give an explicit solution of the kernel T_0 . In general form, the complete solution associated with equilibrated case $Q = 0$, reads

$$T(r, z) = a\mathcal{G}(z) + G(z)(aT_0 + b) + \sum_{i \in \mathbb{Z}^*} \alpha_i c_i(z) T_i(r) e^{\lambda_i z}, \quad (21)$$

with $\mathcal{G}(z) = \int_{-\infty}^z G(\xi) d\xi$, the second primitive of the heat source $g(z)$, α_i and $c_i(z)$ again given by (18) and (19) and where a and b are two constants characterizing the heat exchange with values detailed below. Note that for this configuration the temperature field is defined up to $C_1(z + T_0) + C_2$, see details in [2].

In cylindrical configuration the parameters a and b are given by

$$a = \frac{R}{\int_0^R (vT_0 - k)r dr}, \quad b = \frac{a^2}{R} \int_0^R (2k - vT_0)T_0 r dr + aT_0(R) \quad (22)$$

whereas for parallel planar configuration the parameters a and b read

$$a = \frac{2}{\int_0^R (vT_0 - k) dr}, \quad b = \frac{a^2}{2} \int_{-R}^R (2k - vT_0)T_0 dr + a(T_0(-R) + T_0(R))/2. \quad (23)$$

3.2 Locally heated pipe & non-equilibrated case $Q \neq 0$

We illustrate the use of explicit computation of the eigenmode decomposition, through the recursive relations (11) and (12), in a simple and classical configuration: sometimes referred to as 'generalized Graetz' configuration. Two concentric cylinders are thus considered. A central one, for which $r \in [0, r_0]$ and whereby the fluid convects the temperature, and an external one, $r \in [r_0, R]$ where temperature conduction occurs. The dimensionless axisymmetric longitudinal velocity $v(r)$ inside the inner cylinder is chosen such as $v(r) = \text{Pe}(1 - (r/r_0)^2)$, where Pe is the Péclet number which quantifies the ratio between convection and diffusion. The domain dimensions are $r_0 = 1$ and $R = 2$. The conductivity is set to $k = 1$. The solution is defined up to an additive constant that is fixed by setting $T_{-\infty} = 0$. A Neumann boundary condition $k\nabla T = g(z)$ is set. The applied boundary condition is chosen so as to present a localized (and regular) heat flux nearby the origin, with $z_0 = 1/2$ here:

$$g(z) = 1 - \cos(2\pi(z - z_0)) \quad \text{for } z \in [z_0 - 1/2, z_0 + 1/2], \quad (24)$$

and $g(z) = 0$ otherwise. With these conditions, a simple balance on the domain allows to compute $T_{+\infty}$:

$$T_{+\infty} = \frac{2\pi R \int_{-\infty}^{+\infty} g(z) dz}{2\pi \int_0^{r_0} v(r)r dr} = \frac{4R}{\text{Pe} r_0} \int_0^1 g(z) dz,$$

so that $T_{+\infty} = 8/\text{Pe}$ here. Using Neumann boundary condition (24) and equation (18) one is able to provide a mesh-less explicit analytical solution for the temperature, illustrated in Figure 3 for various values of Pe varying between 100 to 0.1 so as to show-case the drastic effect of convection on the temperature profiles. Figure 3a exemplifies that, when convection dominates in the centerline $r = 0$, the effect of the heat source nearby the origin is weak. The local temperature is almost zero at $r = 0$ for $z \in [-1, 0]$, since the prescribed temperature at $z \rightarrow -\infty$ is zero. Nevertheless, a slight tilt of the centerline temperature profile is noticeable as $z > 0$ so that it barely reaches the non-zero asymptotic downstream constant temperature $T_{+\infty}$ at $z = 10$. On the contrary to the centerline profile, the wall profile at $r = R$ displays a strong deflection with a maximum located at the heat source maximum $z = 1/2$, and both upstream and downstream decay from this maximum. The typical downstream decay length is related to the convection ability to transport the heat flux downstream. Hence the larger the Péclet, the longer the downstream decay length. The upstream decay length, on the contrary both depends on the solid conduction and the wall radius. In the case of small solid walls thickness, some asymptotic behavior have been documented [19]. The other radially intermediate temperature profiles shown in Figure 3a display a medium behavior between the centerline and the wall profile. The closer to the outer cylinder wall, the closer the temperature peak to the wall profile. Figures 3b, 3c and 3d display the effect of decreasing the convection on the temperature profile.

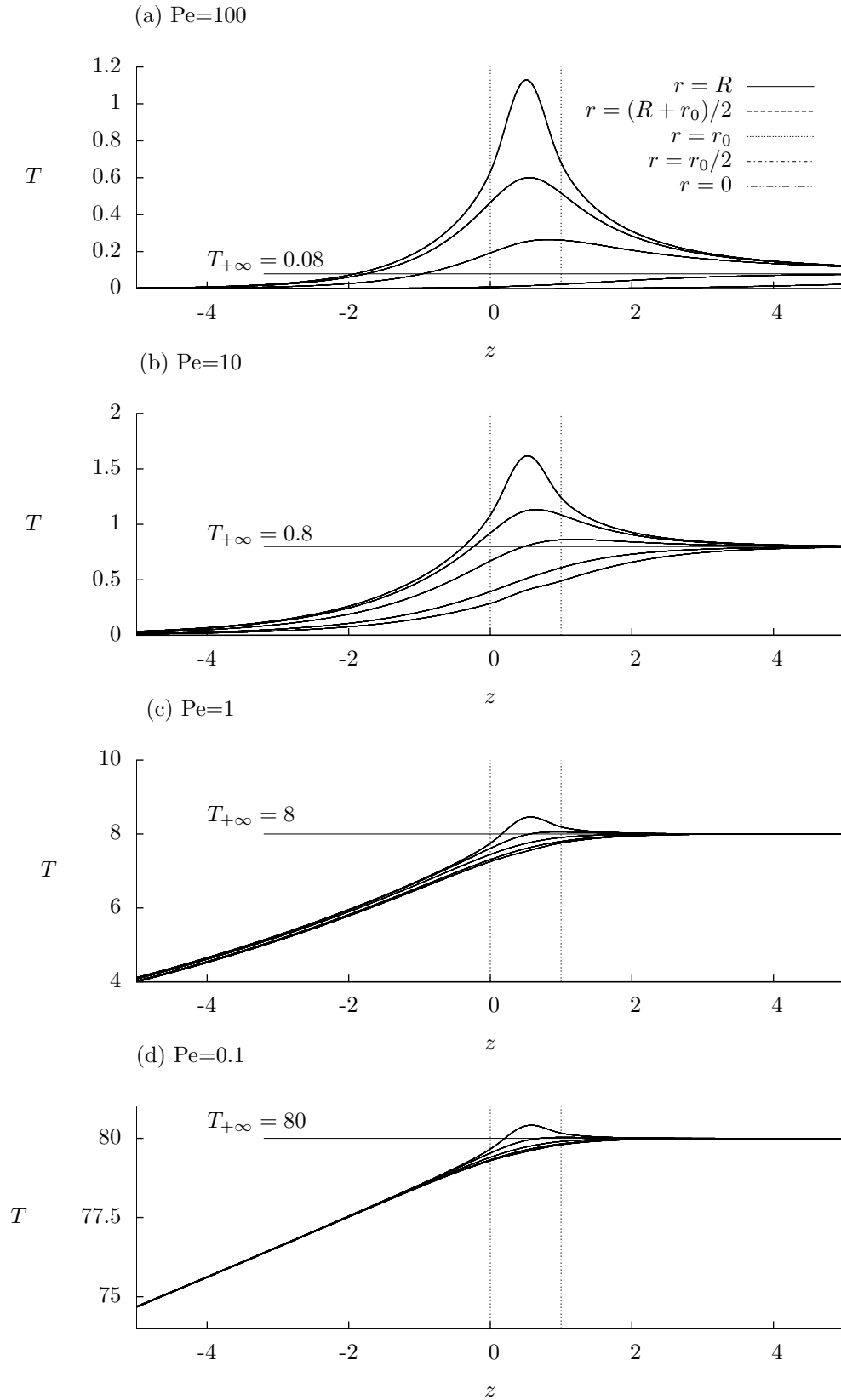


Figure 3: Temperature profiles at various radial distances from center $r = 0$ to solid edge $r = R$ and for various Péclet numbers. An identical scaling in z has been set to focus on the heated region (dashed vertical lines). Away from the heated region, the temperature exponentially goes to $T_{-\infty} = 0$ when $z \rightarrow -\infty$ and to $T_{+\infty}$ as $z \rightarrow +\infty$.

From one hand, these profiles display smoother and smaller peaks at the heat source as convective effects are weakened. On the other hand, the profiles are increasingly non-symmetric at smaller Péclet numbers, with an increasing downstream temperature $T_{+\infty} = 8/\text{Pe}$.

3.3 Parallel configuration & equilibrated case $Q = 0$

Here we consider a parallel planar geometry in a double-pass configuration for which the upper fluid is re-injected into the lower one at one end as in [12]. An exchanger with total thickness $2R$ is considered. A fluid is flowing for $|x| \leq x_0$ surrounded by solid walls for $x_0 \leq |x| \leq R$. We consider the zero total flux for which the upper fluid is convected along $+z$ direction for $x \in [0, x_0]$, and on the opposite one for $x \in [-x_0, 0]$. Within $[-x_0, x_0]$, the velocity profile reads

$$v(x) = 6 \sigma(x) \text{Pe} \frac{|x|}{x_0} \left(1 - \frac{|x|}{x_0} \right), \quad (25)$$

$\sigma(x)$ being the sign of x , with Péclet number $\text{Pe} = \bar{v}x_0/D$ (built from the average velocity $\bar{v} = \int_0^{x_0} v \, dx/x_0$, x_0 the fluid channel half-gap and the diffusivity D). At $x = \pm R$, adiabatic conditions are prescribed, (i.e $\nabla T \cdot \mathbf{n}|_R = 0$) for $|z| > 1/2$ whereas the flux (24) (with $z_o = 0$ here) is imposed for $z \in [-1/2, 1/2]$. In this case the adiabatic kernel T_0 solution of (20) is given by: for $|x| \leq x_0$

$$T_0(x) = -\sigma(x) \text{Pe} \frac{x}{2x_0^2} (x^3 - 2x^2x_0 + 2x_0^3) - \sigma(x) \text{Pe} \frac{x_0^2}{2}, \quad (26)$$

whereas for $|x| \geq x_0$

$$T_0(x) = -\sigma(x) \text{Pe} x_0^2/2. \quad (27)$$

The two constants a and b defined in (23) read

$$a = -\frac{35}{13\text{Pe}^2x_0^3 + 35R}, \quad b = 0. \quad (28)$$

Figure 4 illustrates the temperature profiles along the longitudinal direction z at various transverse heights x , either in the center of the channel ($x = 0$), at the interface between the liquid and the solid ($x = x_0$) or at the solid exterior edge ($x = R$). One can observe that the “hot-spot” temperature located very close at $z = 0$ at the surface $x = R$, is weakly affected by the increase of the Péclet number expect for small Péclet (where one has to translate back the reference temperature chosen at $\pm\infty$, so as to obtain true physical “hot-spot” temperature). Nevertheless, further-down inside the solid the temperature rise is weakened by increasing fluid convection, as expected. Also, convection drops down the outlet temperature, as expected from heat-flux balance argument.

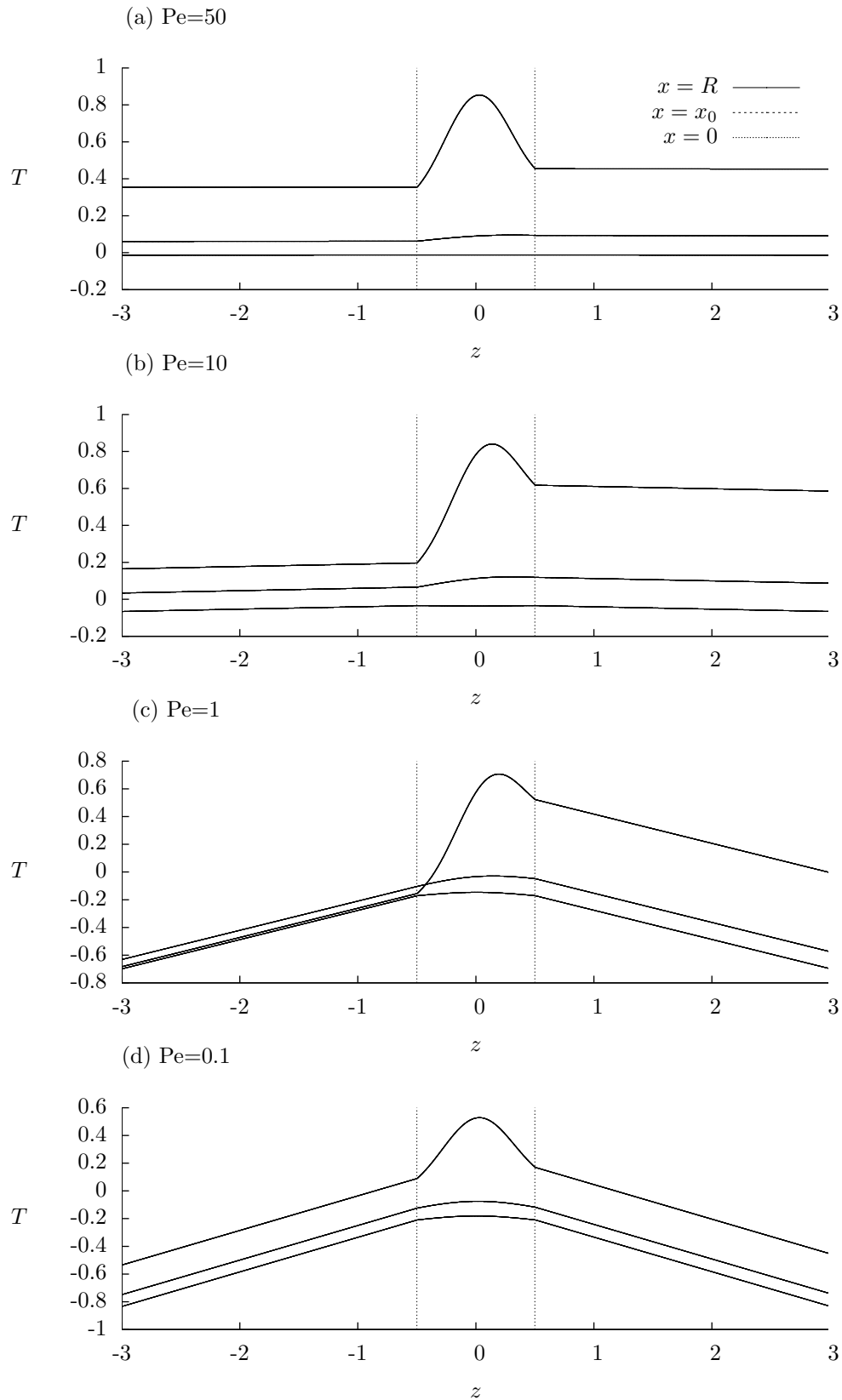


Figure 4: Temperature profile inside a parallel channel with counter-current flow (25) along z . A heat source term (24) is located within $z \in [-1/2, 1/2]$ (dotted lines).

4 Conclusion

This contribution has provided the mathematical proof, as well as the effective algorithmic framework for the computation of generalized Graetz mode decomposition in cylindrical or parallel configurations. We have shown that, in these special configurations, the Graetz functions analyticity enables meshless explicit computation of the steady-state temperature even when boundary condition with source terms are considered. The method has been illustrated in two complementary cases (cylindrical/non equilibrate and parallel/equilibrated) in order to showcase its various aspects.

References

- [1] V. Arnold. *Ordinary differential equations*. MIT Press, 10 edition, 1973.
- [2] J. Bouyssier, C. Pierre, and F. Plouraboué. Mathematical analysis of parallel convective exchangers with general lateral boundary conditions using generalized Graetz modes. *Mathematical Models and Methods in Applied Sciences*, 24(04):627–665, 2014.
- [3] V. Debarnot, J. Fehrenbach, F. de Gournay, and L. Martire. The case of neumann, robin and periodic lateral condition for the semi infinite generalized graetz problem and applications. *arXiv preprint arXiv:1803.00834*, 2018.
- [4] W. M. Deen. *Analysis of transport phenomena*. 1998.
- [5] J. Dichamp, F. D. Gournay, and F. Plouraboué. Theoretical and numerical analysis of counter-flow parallel convective exchangers considering axial diffusion. *Int. J. Heat Mass Transfer*, 107:154 – 167, 2017.
- [6] A. Dorfman and Z. Renner. Conjugate problems in convective heat transfer. *Mathematical Problems in Engineering*, 2009, 2009.
- [7] A. G. Fedorov and R. Viskanta. Three-dimensional conjugate heat transfer in the microchannel heat sink for electronic packaging. *International Journal of Heat and Mass Transfer*, 43(3):399–415, 2000.
- [8] J. Fehrenbach, F. De Gournay, C. Pierre, and F. Plouraboué. The Generalized Graetz problem in finite domains. *SIAM. J. Appl. Math*, 72:99–123, 2012.
- [9] C. Gostoli and A. Gatta. Mass transfer in a hollow fiber dialyzer. *Journal of Membrane Science*, 6:133–148, 1980.
- [10] L. Graetz. Über die Wärmeleitungsfähigkeit von Flüssigkeiten. *Annalen der Physik*, 261,(7):337–357, 1885.

- [11] C.-D. Ho, H.-M. Yeh, and W.-Y. Yang. Improvement in performance on laminar counterflow concentric circular heat exchangers with external reflexes. *International journal of heat and mass transfer*, 45(17):3559–3569, 2002.
- [12] C.-D. Ho, H.-M. Yeh, and W.-Y. Yang. Double-pass flow heat transfer in a circular conduit by inserting a concentric tube for improved performance. *Chem. Eng. Comm.*, 192(2):237–255, 2005.
- [13] C. Hong, Y. Asako, and K. Suzuki. Convection heat transfer in concentric micro annular tubes with constant wall temperature. *International Journal of Heat and Mass Transfer*, 54(25):5242–5252, 2011.
- [14] J. Kragh, J. Rose, T. R. Nielsen, and S. Svendsen. New counter flow heat exchanger designed for ventilation systems in cold climates. *Energy and Buildings*, 39(11):1151–1158, 2007.
- [15] R. J. Nunge and W. N. Gill. Analysis of heat or mass transfer in some countercurrent flows. *International Journal of Heat and Mass Transfer*, 8(6):873–886, 1965.
- [16] R. J. Nunge and W. N. Gill. An analytical study of laminar counterflow double-pipe heat exchangers. *AIChE Journal*, 12(2):279–289, 1966.
- [17] C. Pierre, J. Bouyssier, F. De Gournay, and F. Plouraboué. Numerical computation of 3d heat transfer in complex parallel heat exchangers using generalized Graetz modes. *Journal of Computational Physics*, 268:84–105, 2014.
- [18] C. Pierre and F. Plouraboué. Numerical analysis of a new mixed formulation for eigenvalue convection-diffusion problems. *SIAM Journal on Applied Mathematics*, 70(3):658–676, 2009.
- [19] F. Plouraboué and C. Pierre. Stationary convection–diffusion between two co-axial cylinders. *International Journal of Heat and Mass Transfer*, 50(23):4901–4907, 2007.
- [20] W. Qu and I. Mudawar. Analysis of three-dimensional heat transfer in micro-channel heat sinks. *International Journal of heat and mass transfer*, 45(19):3973–3985, 2002.
- [21] W. Qu and I. Mudawar. Experimental and numerical study of pressure drop and heat transfer in a single-phase micro-channel heat sink. *International Journal of Heat and Mass Transfer*, 45(12):2549–2565, 2002.
- [22] S. L. Ross. *Differential equations*. Blaisdell Publishing Company Ginn and Co. New York-Toronto-London, 1964.

- [23] R. K. Shah and D. P. Sekulic. *Fundamentals of heat exchanger design*. John Wiley & Sons, 2003.
- [24] J.-W. Tu, C.-D. Ho, and C.-J. Chuang. Effect of ultrafiltration on the mass-transfer efficiency improvement in a parallel-plate countercurrent dialysis system. *Desalination*, 242(1-3):70–83, 2009.
- [25] M. Vera and A. Liñán. Laminar counterflow parallel-plate heat exchangers: exact and approximate solutions. *International Journal of Heat and Mass Transfer*, 53(21):4885–4898, 2010.
- [26] A. Weisberg, H. H. Bau, and J. Zemel. Analysis of microchannels for integrated cooling. *International Journal of Heat and Mass Transfer*, 35(10):2465–2474, 1992.
- [27] H. Yeh. Numerical analysis of mass transfer in double-pass parallel-plate dialyzers with external recycle. *Computers & Chemical Engineering*, 33(4):815–821, 2009.
- [28] H. Yeh. Mass transfer in cross-flow parallel-plate dialyzer with internal recycle for improved performance. *Chemical Engineering Communications*, 198(11):1366–1379, 2011.