



HAL
open science

Laminar Burning Velocities and Kinetic Modeling of a Renewable E-Fuel: Formic Acid and Its Mixtures with H₂ and CO₂

S. Mani Mani Sarathy, Pierre Brequigny, Amit Katoch, A. M Elbaz, William L Roberts, Robert W Dibble, Fabrice Foucher

► **To cite this version:**

S. Mani Mani Sarathy, Pierre Brequigny, Amit Katoch, A. M Elbaz, William L Roberts, et al.. Laminar Burning Velocities and Kinetic Modeling of a Renewable E-Fuel: Formic Acid and Its Mixtures with H₂ and CO₂. *Sustainable Energy & Fuels*, 2020, 34 (6), pp.7564-7572. 10.1021/acs.energyfuels.0c00944 . hal-02934499

HAL Id: hal-02934499

<https://hal.science/hal-02934499>

Submitted on 9 Sep 2020

HAL is a multi-disciplinary open access archive for the deposit and dissemination of scientific research documents, whether they are published or not. The documents may come from teaching and research institutions in France or abroad, or from public or private research centers.

L'archive ouverte pluridisciplinaire **HAL**, est destinée au dépôt et à la diffusion de documents scientifiques de niveau recherche, publiés ou non, émanant des établissements d'enseignement et de recherche français ou étrangers, des laboratoires publics ou privés.

Laminar burning velocities and kinetic modeling of a renewable e-fuel: formic acid and its mixtures with H₂ and CO₂

S. Mani Sarathy^{1*#}, Pierre Brequigny^{2*#}, Amit Katoch¹, A.M. Elbaz¹, William L. Roberts¹, Robert W. Dibble¹, Fabrice Foucher²

¹ King Abdullah University of Science and Technology, Clean Combustion Research Center, Physical Sciences and Engineering Division, Thuwal, Kingdom of Saudi Arabia

² Univ. Orléans, INSA-CVL, PRISME, EA 4229, F45072, Orléans, France

These authors contributed equally to this work.

*** Corresponding Authors:**

S. Mani Sarathy

E-mail: mani.sarathy@kaust.edu.sa

Pierre Brequigny

E-mail: pierre.brequigny@univ-orleans.fr

Supplementary Materials:

1. Figure showing flame speed vs stretch rate for KAUST experiments.
2. Kinetic model including thermodynamic, mechanism, and transport files. Split into separate files.

Laminar burning velocities and kinetic modeling of a renewable e-fuel: formic acid and its mixtures with H₂ and CO₂

S. Mani Sarathy^{1*#}, Pierre Brequigny^{2*#}, Amit Katoch¹, A.M. Elbaz¹, William L. Roberts¹, Robert W. Dibble¹, Fabrice Foucher²

¹ King Abdullah University of Science and Technology, Clean Combustion Research Center, Physical Sciences and Engineering Division, Thuwal, Kingdom of Saudi Arabia

² Univ. Orléans, INSA-CVL, PRISME, EA 4229, F45072, Orléans, France

Abstract

Formic acid is a promising fuel candidate that can be generated by reacting renewable hydrogen with carbon dioxide. However, the burning characteristics of formic acid/air mixtures have not been extensively studied. Furthermore, due to its low reactivity, the addition of hydrogen to formic acid/air mixtures may help with improving burning characteristics. This paper presents the first extensive study of formic acid/air premixed laminar burning velocities, as well as mixtures with hydrogen and carbon dioxide. Unstretched laminar burning velocities and Markstein lengths of formic acid in air for two different unburnt gas temperatures and equivalence ratios are presented. Measurements of formic acid mixed with various proportions of hydrogen and carbon dioxide in air are also studied as a potential renewable fuel for the future. Experimental results demonstrate the low burning velocities of formic acid, and the ability to significantly enhance flame speeds by hydrogen addition. A modified detailed kinetic model for combustion of formic acid and its mixtures with hydrogen is proposed by merging well-validated literature models. The proposed model reproduces the experimental observations and provided the basis for understanding the combustion kinetics of formic acid laminar premixed flames, as well as mixtures with hydrogen. It is shown that the HOCO radical is the principal intermediate in formic acid combustion, and hydrogen addition accelerates the decomposition of HOCO radical thereby accelerating burning velocities.

Keywords: Formic acid, flame speed, chemical kinetic modelling, Marksetin lengths, renewable fuel, hydrogen

1. Introduction

Formic acid is widely associated with ants. The "sting" of ants is a sensation caused by formic acid injected into the skin. The injected chemical was first isolated by the distillation of ants. The resulting acidic liquid was called formic acid using the Latin word for ants, "Formica". While insect larvae have been proposed as a source of biofuel [1], we are not suggesting that formic acid is a potential biofuel produced from ants. Formic Acid FA is the simplest carboxylic acid with the structure HOCHO and pK of ~ 4 , much like the pK of its next homolog acetic acid (aka "vinegar"). After its discovery FA was found useful for tanning leathers and then as a bactericide. The current world production of 500,000 tons/year is largely accomplished in Europe.

As a non fossil fuel, hydrogen is widely viewed as an alternative; however, hydrogen is not a liquid and thus demands significant investments in tanks for storage. Because of this storage problem, there is interest in hydrogen-containing molecules, so-called "hydrogen carriers". Ammonia is one example of a hydrogen carrier that can be produced from hydrogen generated using renewable electricity. Such fuels produced from renewable electricity are sometimes called "e-fuels". Methanol is another popular candidate for renewable fuel, is made from H_2 and CO_2 . More recently, FA has been identified as a hydrogen carrier. Renewable hydrogen can be combined with CO_2 to produce the e-fuel, formic acid [2,3]. One liter of formic acid has same amount of compressed hydrogen at 700 bar. FA has been proposed as a hydrogen source for fuel cells, wherein the FA undergoes a simple reaction process to produce pure H_2 and CO_2 [4]. In this paper, we ask, can formic acid be used as an e-fuel directly in an internal combustion engine?

As many combustion systems are designed for combustion of hydrocarbons in air, it is desirable to have flame speeds of new fuels be comparable to flame speeds of hydrocarbons in the air. Methane has a typical flame speed of $S_{L,0} = 43$ cm/s at atmospheric pressure and 343 K [5]. On the other hand, formic acid blends

with oxygen have low burning velocity, as shown by de Wilde and van Tiggelen [6]. The laminar burning velocity of formic acid may be increased by blending with H₂, and as noted earlier formic acid can be easily decomposed to H₂ and CO₂. Therefore, this paper explores the laminar burning velocities of formic acid and its mixtures with H₂ and CO₂ at various conditions.

There have been limited studies on the combustion of formic acid in flames. Most previous work has dealt with formic acid decomposition in shock tubes and flow reactors [7–11]. The most recent theoretical work on formic acid was performed by Marshall and Glarborg [12], and they also summarized all previous literature on this fuel. The authors performed high-level quantum chemical thermochemistry and kinetic calculations to identify critical formic acid consumption pathways. In addition, they developed a chemical kinetic model that was validated against flame speed measurements performed by de Wilde and van Tiggelen [6]. Given then aforementioned interest in formic acid as an e-fuel, we conducted a detailed investigation of its laminar burning velocities at various initial temperatures and equivalence ratios. To promote the viability of using formic acid in real engines, we also studied laminar premixed flames of formic acid blended with various proportions of H₂ and CO₂. To provide further insights into the combustion of formic acid and its mixtures with H₂, we also present an updated chemical kinetic model and use it to perform flux and sensitivity analyses.

2. Experimental and Computational Methods

Experimental Setup

The experiments were performed in a spherical stainless steel combustion chamber, as reported in [13,14]. Since both setups (PRISME and KAUST) follow similar methodology, for the sake of conciseness, only the configuration and methodology of PRISME vessel is discussed. The inner volume of the chamber is 4.2 L with an inner diameter of 200 mm. The outer surface of the sphere is equipped with a heater wire resistance to heat the fresh gases to a maximum initial temperature of 473 K. Experiments were carried out at initial pressure of 0.1 MPa. Equivalence ratios were calculated considering the following reaction:

$\text{HOCHO} + 0.5(\text{O}_2 + 3.78\text{N}_2) = \text{CO}_2 + \text{H}_2\text{O} + 1.89\text{N}_2$. Equivalence ratio influence was investigated in the range 0.8–1.3. Moreover, in order to simulate a pre-decomposition of formic acid into hydrogen and carbon dioxide, the following blends were tested and considered as fuel in the same range of equivalence ratio: 25% HOCHO / 37.5% H₂ / 37.5% CO₂; 30% HOCHO / 35% H₂ / 35% CO₂; and 35% HOCHO / 32.5% H₂ / 32.5 % CO₂.

Before filling the sphere with gases, a vacuum pump was used to evacuate the combustion chamber and reach a pressure <0.009 bar. Formic acid on one hand and air, hydrogen and carbon dioxide, on the other hand, were injected by a Coriolis mass flow meter and thermal flow meters, respectively. In this experiment, air was directed to the exit of the Coriolis mass flowmeter to convey the liquid formic acid. The composition of the synthetic air used was 79.1% N₂ and 20.9% O₂. Before being introduced in the sphere, the inlet valve heated the mixture to 373 K to fully vaporize the acid. The sphere walls were also heated up to 373 K to avoid condensation. Since formic acid is injected in vacuum conditions and the final partial pressure is well below atmospheric pressure, condensation is not an issue. We confirmed there is no condensation or decomposition of FA by measuring its mole fraction using gas chromatography mass spectrometry. The sphere is equipped with a fan to obtain a perfectly homogeneous mixture. The fan was stopped 10 s before the ignition to prevent any perturbation that could disturb the flame propagation. The maximum deviation between the effective initial pressure inside the combustion chamber and the required initial pressure was about 0.5%. The temperature fluctuation of the prepared mixture was within 2 K from the desired initial temperature. Two tungsten electrodes (1 mm diameter), with a 1 mm gap, linked to a conventional capacitive discharge ignition system were used. In the present experiments, the time charge of the ignition coil was set to 3 ms which corresponds to the discharge energy of less than 100 mJ. More details can be found concerning the device in [15].

To measure laminar flame speeds, the Schlieren technique was used. Optical access into the chamber was provided by two opposite and transparent windows (diameter 70 mm). A white LED lamp was used to provide continuous and incoherent light. A parallel light was obtained using a pinhole (diameter 0.8 mm),

placed just in front of the LED. The optical setup is fully described in Fig.1 Instantaneous images were recorded using a Phantom v1210 high-speed video camera operating at 10000 images per second. The temporal evolution of the expanding spherical flame was then processed. Images of 640 x 800 pixels² were recorded with a magnification ratio of 0.11 mm/pixel. Measurements are limited to flames with a diameter greater than 6.5 mm to avoid ignition effect and lower than 25 For the extrapolation, the minimum flame radius considered to avoid ignition effect was 6.5 mm, as suggested by Bradley et al. [16], and validated on PRISME setup in [17]. The maximum radius used was 25 mm when possible. This radius corresponds to less than 1.6% of the volume of the vessel which avoids pressure increase (isobaric hypothesis) and confinement effects [18]. In some cases, when cells on the flame surface appeared, this maximum radius was adapted from one case to another and decreased to before the onset of cellularities. From image post-processing, the temporal flame front radius evolution was obtained. Images were processed using an in-house routine after background subtraction. The stretch rate for a spherical flame is given as $\kappa = \left(\frac{2}{R_f}\right) S_n$ where $S_n = \frac{dR_f}{dt}$ is the stretched flame propagation speed and R_f represents the mean flame radius, obtained from Schlieren measurement of the projected flame area. Since the flames are stretched, correlations are employed to evaluate the unstretched laminar flame speed by extrapolation to zero stretch. The KAUST vessel employs linear extrapolation, $S_0 - S_n = L_b \kappa$, where L_b is the Markstein length of the burnt gas, S_0 the unstretched flame speed, S_n is the stretched flame speed, and κ is the stretch rate. Both linear and non-linear extrapolations give very similar results when the Markstein length is close to zero and there is a large monotonous speed vs. stretch curve, as shown in Figure S1 in the Supplementary Material The PRISME vessel employs non-linear correlations proposed by Kelly and Law [19] and Halter et al. [20]: $\left(\frac{S_n}{S_0}\right)^2 \ln\left(\frac{S_n}{S_0}\right)^2 = -\frac{2L_b \kappa}{S_0}$.

Using the expansion factor, the unstretched laminar burning velocity $S_{l,0}$ is calculated as: $S_{l,0} = S_0 \left(\frac{\rho_b}{\rho_u}\right)$ where ρ_b and ρ_u are the burned gas density and unburned mixture density, respectively, which were

calculated from EQUIL [21] subroutine of CHEMKIN-PRO. For each condition, 3 to 4 tests were carried out in order to obtain averaged values and standard deviation. Results are presented with error bars which represent uncertainties obtained considering errors on the radius estimation, deviation on the initial pressure and temperature, a statistical error with a 95% confidence calculated from the Student's law and the standard deviation, as well as radiation induced error as described in [22]. Yu et al. [23] showed the impact of radiative heat losses on LBV measurement could be of importance when LBV is lower than 20 cm/s. Lhuillier et al. [22] recently showed that for ammonia/air mixtures, the error could reach up to 50% for very low LBV and 5% for LBV about 10 cm/s. For hydrocarbon fuels, the error seems to be higher according to work of Yu et al [23]. The correlation of Yu et al. was therefore applied to estimate the error on the current PRISME data. For the lowest LBV value, i.e 17.4 cm/s for pure HOCHO/air blend at 373K and $\phi=0.785$, the radiation induced error obtained is about 7.5% and goes down to about 2.6% in the best case for higher LBV. Details radiation induced error in the KAUST vessel can be found in [14], wherein iso-octane flame speed measurements [2] showed that radiation related uncertainty was 4% for the lowest measured flame speeds (14-15 cm/s at $\phi=1.5$). In the present work, the lowest flame speeds for formic acid/H₂ mixtures measured at KAUST is ~14 cm/s. These errors were taken into account into the uncertainty calculation and added on the positive side of the uncertainty bar in the LBV results.

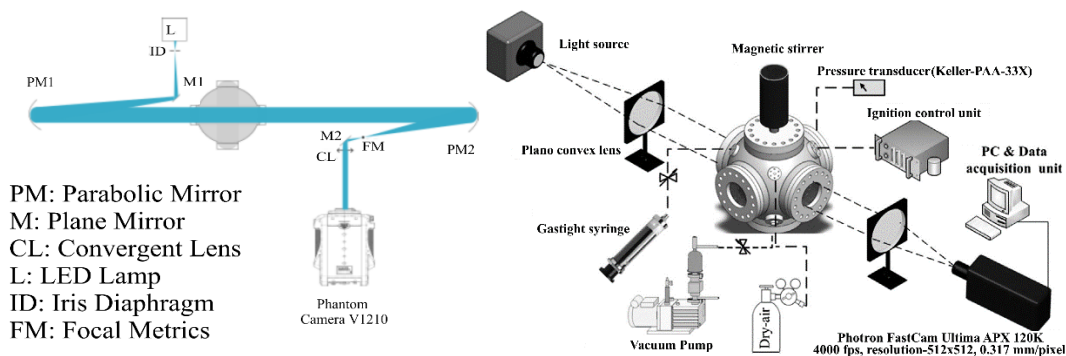


Figure 1 - Schematic overview of the experimental setup used at PRISME, Univ. Orleans (left) and KAUST (right).

Detailed chemical kinetic modelling was performed to predict the laminar burning velocity of HOCHO and its mixtures with H₂, and CO₂. The present work utilized AramcoMech 2.0 [24–28] as the base mechanism due to its widely validated chemistry for H₂, CO, and C₁-C₃ hydrocarbons. The formic acid sub-mechanism in AramcoMech 2.0 has not been rigorously developed or validated, and we found that it does not accurately reproduce the laminar burning velocity data obtained herein. To our knowledge, the most detailed kinetic study performed on formic acid is executed by Marshall and Glarborg [12]. They conducted a detailed theoretical study on various HOCHO oxidation pathways and provided improved thermodynamic properties and kinetic parameters. As shown later, the mechanism proposed by Marshall and Glarborg slightly over predicts formic acid/air burning velocities obtained here. Therefore, we updated AramcoMech 2.0 with the HOCHO sub-mechanism from Marshall and Glarborg [12]. Thermodynamic data for HOCHO and its radical intermediates, HOCO and OCHO were adopted from the sources [29,30] recommended by Marshall and Glarborg [12]. Their formic acid reaction sub-mechanism and associated kinetic parameters were adopted without modification. The relevant reactions replaced in AramcoMech 2.0 are associated with formic acid unimolecular decomposition, H-atom abstraction from HOCHO, and the decomposition of its radical intermediates (HOCO and OCHO). The kinetic model is available as Supplementary Material. All simulations were conducted in ANSYS CHEMKIN PRO using the PREMIX module. Thermal diffusion was included with average mixture transport. Gradient (GRAD) and curvature (CURV) were set at 0.05 to ensure highly resolved flame structures, and solutions were converged at above 200 grid points.

3. Results and Discussion

Experimental results for the laminar burning velocity (LBV) of HOCHO/air mixture are presented as a function of equivalence ratio for two initial temperatures: 373 and 423K in Fig. 2 (left panel). Results show a maximum laminar burning velocity for slightly rich mixtures between $\phi=1.1$ and $\phi=1.2$ comparable with conventional hydrocarbon fuels. The LBV values are quite low compared to

conventional hydrocarbons. For instance, stoichiometric methane/air at 1 bar, 373K displays a LBV of 0.53 m/s using AramcoMech 2.0. The experimental results are also compared with the Marshall and Glarborg model [12]. The experimental results show good agreement with the mechanism especially at 423 K. The mechanism of Marshall and Glarborg was validated using the data of de Wilde and van Tiggelen [6]. Those data were not obtained at 433 K and with air as oxidizer but with high oxygen content (min 76% vol. O₂) leading to higher values: between 65 and 85 cm/s for the conditions investigated in [6]. A higher discrepancy is observed between the Marshall and Glarborg mechanism and the present experiments at 373 K, up to 5 cm/s in the worst case.

At 423 K, the model developed in this work reproduces the present experimental measurements within the uncertainty bounds at all conditions except the richest equivalence ratio, at which point the model is within 10% of the experimental measurement. The position of maximum burning velocity at 423 K in both experiments and simulations is between $\phi=1.1$ and $\phi=1.2$. At 373 K, the proposed model reproduces the experimental measurements at lean conditions; however, at stoichiometric and rich conditions, the model shows up to 15% discrepancy with the experimental measurements (less if the error bars are considered). The position of maximum burning velocity at 373 K is difficult to ascertain from the measurements given the uncertainties; however, both experiments and simulations show a relatively small variation in burning velocity (within 1 cm/s) from $\phi=1$ to $\phi=1.3$.

Fig. 2 also compares the present model against measurements by de Wilde and van Tiggelen [6] obtained in high O₂ content mixtures with N₂. The present model accurately reproduces the location of peak LBV (near $\phi=0.8$) at all conditions, as well as measurements with 12% N₂ dilution. However, the model over predicts data acquired under high N₂ dilutions. Similar levels of agreement were observed by Marshall and Glarborg using their model [1]. Given that the measurements by de Wilde and van Tiggelen [6] were acquired prior to many modern developments in LBV measurements, we did not tune the model to match those experiments.

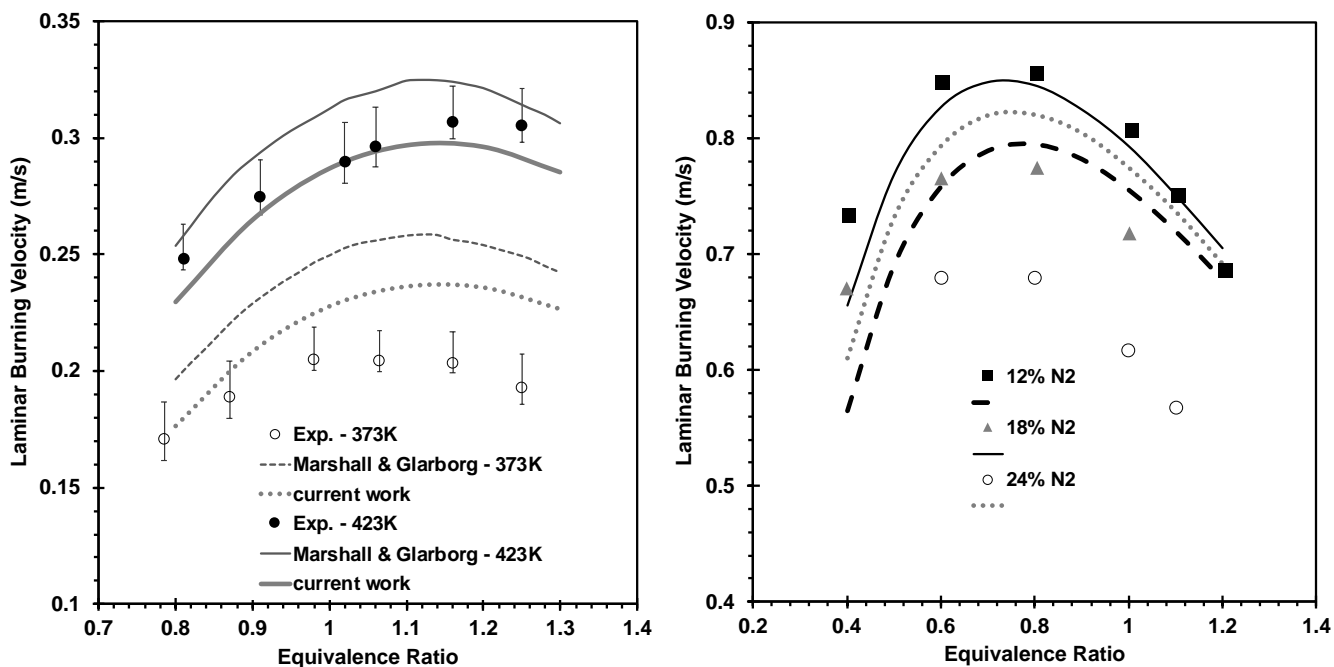


Figure 2 - (left) LBV versus equivalence ratio for HOCHO/Air blend at 1 bar for two initial temperatures 373K and 423 K. Experimental data (symbols) from and simulations with present model and that from Marshall and Glarborg [12]. (right) Comparison of the present model with data for HOCHO/O₂/N₂ at 433 K and various levels of N₂ dilution. Experimental data from de Wilde and van Tiggelen [6] simulations (lines) with present model.

Considering formic acid as a potential fuel, its low LBV is a drawback for premixed combustion application such as gas turbines or spark-ignition engines. As it is currently done with other low reactivity fuels, such as ammonia [31,32], another fuel such as hydrogen or methane could be used as a reactivity promoter. Formic acid can be produced from H₂ and CO₂ with a maximum efficiency of 42% currently [33], and formic acid can be catalytically decomposed back to H₂ and CO₂. Therefore, it is interesting to

study $H_2/CO_2/HOCHO$ blend as potential candidate for premixed combustion. The following blends were tested and considered as fuels: 25% $HOCHO$ / 37.5% H_2 / 37.5% CO_2 ; 30% $HOCHO$ / 35% H_2 / 35% CO_2 ; and 35% $HOCHO$ / 32.5% H_2 / 32.5% CO_2 . The ratios were selected from the first round of simulations to obtain LBV values similar to methane/air mixtures. Moreover, considering these blends as potential fuel for spark-ignition engines, unburned formic acid at the exhaust is unacceptable. Therefore, the experiments at PRISME focused on lean equivalence ratios ranging from 0.5 to 0.9 to obtain maximum combustion efficiency and to be in a low NO_x region for future applications. For comparisons, experiments at KAUST have conducted for 10% H_2 / 90% $HOCHO$ mixture as the fuel at 358 K and lean to rich conditions Fig. 3 presents LBV obtained from experiments and simulations with proposed model for the studied blends.

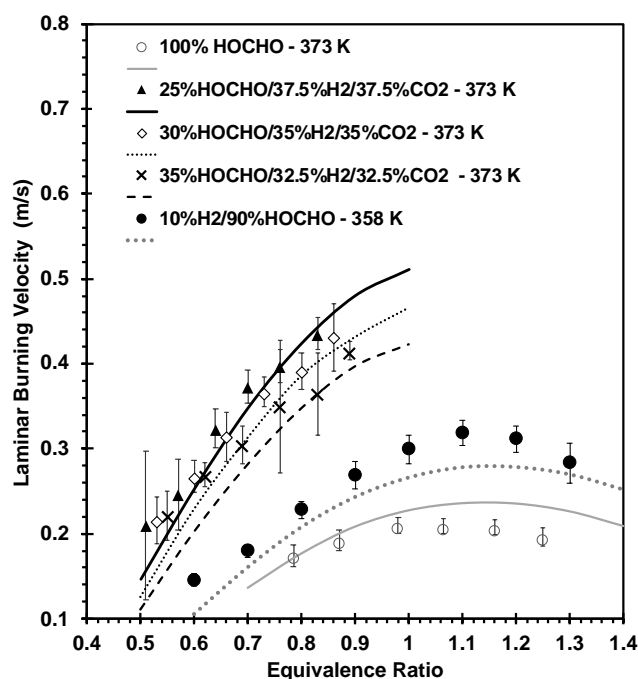


Figure 3. LBV vs. equivalence ratio at 1 bar and 373K for various $HOCHO/H_2/CO_2/air$ blends and 358 K for 10% H_2 /90% $HOCHO/air$ blend. Symbols are experimental data and lines are simulations using the present model.

Fig 3. shows that mixing 90% $HOCHO$ with 10% H_2 and burning in air increases the LBV compared to pure $HOCHO$, even though the former were performed at lower unburnt gas temperatures. The proposed kinetic model is able to predict the effect of H_2 blending on LBV. Comparisons against predictions made

by the Marshall and Glarborg [12] model are shown in the Supplementary Material Figure S2. Furthermore, blending H₂ and CO₂, which are the complete decomposition products of HOCHO, can extend the flammability toward leaner mixtures. In addition, it enables an increase in the LBV to ~40 cm/s at ER=0.9 which is comparable to CH₄/air LBV at similar conditions. LBV displays similar values for very lean mixtures regardless of hydrogen content, which can be explained by measurement difficulties in lean flammability limit region. The proposed mechanism well predicts the LBV of 90% HOCHO/10% H₂ and all HOCHO/H₂/CO₂ blends compared to the present experimental work. Moreover, the differences in the three HOCHO/H₂/CO₂ blends obtained with the mechanism are in good agreement with the experiments, i.e., increase the H₂ content increases LBV. Finally, the shift of the maximum LBV towards rich equivalence ratio that is observed when blending 10% hydrogen with 90% HOCHO is also observed in simulations with the proposed mechanism.

The standard deviations are the high for the 35%HOCHO blend at $\phi=0.76$ and 0.83 because only two successful measurements could be obtained. For those cases, one of the experimental runs showed cellularity early in the flame development, thus preventing the images from being processed. The same happened for the 25% HOCHO blend at $\phi=0.51$ where higher uncertainty is observed. As a result, having only two valid measurements of LBV and L_b for such conditions leads to a high statistical error because the Student's Law result increases with the decreasing number of tests. Moreover, highly negative Markstein length cause thermodiffusive instabilities, and therefore cellularity on the flame surface at some point. To avoid those cells, the radius range usable for the extrapolation is sometimes reduced, which adds to the challenge of finding a fit under such conditions.

Since flame stretch can have a significant impact on early flame kernel development and therefore combustion phasing in SI engines [35], it is worth measuring the Markstein length to have an idea of the flame response to stretch and its impact on turbulent flame propagation in engines. It is especially important when introducing H₂ since its use implies a significant change in Markstein length and Lewis number based thermodiffusive instabilities at lean equivalence ratios. Fig.4 presents the Markstein lengths

obtained from Eq. 1 at 1 bar and 373K for all the studied blends at PRISME and the 10% H₂ blend tested at KAUST. The error bars presented in Fig. 4 only account for standard deviation unlike previous figures.

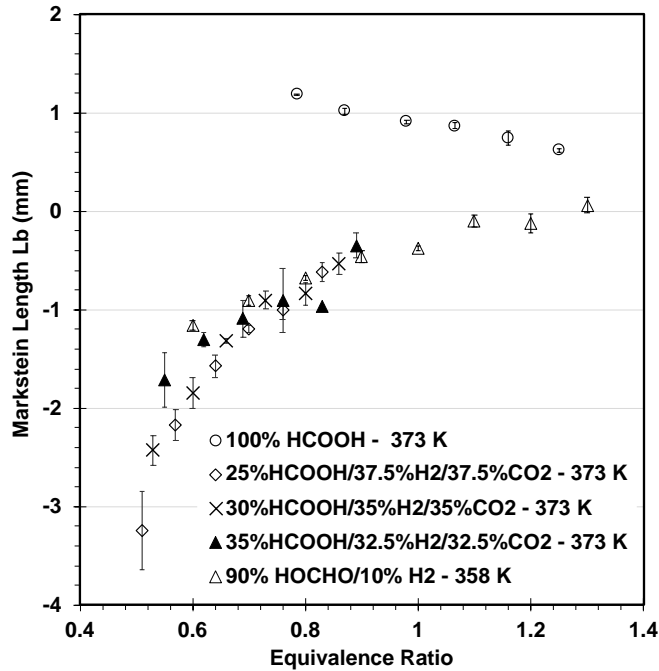


Figure 4. Markstein length versus equivalence ratio at 1 bar, 373K for all the HOCHO/H₂/CO₂/air blends, and 358 K for 10%H₂/90%HOCHO/air blend.

Markstein lengths are about 1 mm for HOCHO/Air mixture with a typical decrease as equivalence ratio increases. This is similar in terms of absolute values and trend to conventional fossil fuels such as iso-octane, as shown in [15]. High positive values of Markstein length leads to a decrease in flame speed when flame stretch increases, thus making the early flame kernel propagation slow, i.e. when stretch levels are high. This is moreover representative of a stable flame without any cellularity occurring during the propagation under laminar conditions. Adding H₂ to the blend completely changes that behaviour and leads to negative Markstein lengths. Negative Markstein lengths cause a decrease in flame speed as the flame propagates. The flame speed is then at its highest value in early flame kernel development when stretch levels are high, which can be beneficial in the moments right after the spark ignition. The negative Markstein length is also representative of unstable flames with cells appearing on the flame surface during

laminar propagation due to thermodiffusive instabilities, as Lewis number is low. Those instabilities make LBV measurements more difficult and lead to higher standard deviations. Finally, when adding hydrogen, the evolution of Markstein length as a function of equivalence ratio changes: for HOCHO/H₂/CO₂ and H₂/HOCHO blends, it is opposite to pure HOCHO. Indeed, increasing the equivalence ratio increases the Markstein length for the HOCHO/H₂/CO₂ and H₂/HOCHO blends making the flame more stable contrary to pure HOCHO. This is a typical behaviour of hydrogen, which reacts to flame stretch oppositely to conventional fuels, such as isooctane. In the range of equivalence ratios studied, the Markstein lengths remain negative, but the trend suggests that values will become positive for stoichiometric and rich blends. The change of Markstein length with hydrogen addition was already shown by Bradley et al. with methane [36], especially for lean mixtures where Lewis number and Markstein length for hydrogen are low. Bradley et al. showed that adding hydrogen to methane decreases the Markstein length almost linearly, but L_b remains positive from ER=1.0 to 1.2 regardless of H₂ content consistently with the work of Tahtouh et al. for stoichiometric methane-air [37] or stoichiometric isooctane-air [38]. Bradley et al. also showed that for CH₄/H₂ blends, increasing the equivalence ratio leads to an increase of the Markstein length similarly to observed here in Fig. 4. Hence, the stretch dependence of the HOCHO/H₂/CO₂ blend seems to be mainly dominated by the hydrogen response to stretch.

Another source of uncertainty in Markstein length and LBV measurement is the extrapolation used. Wu et al [34] showed that, to have a negligible uncertainty due to the extrapolation, the ratio $2L_{b,lin}/R_{f,mid}$ should lie between -0.1 and 0.15. $L_{b,lin}$ is the Markstein length obtain with the linear extrapolation and $R_{f,mid}$ is the middle radius of the data used. There are two ways to limit the extrapolation: (i) either have a zero Markstein length blend, i.e Lewis number close to unity, or (ii) have a large range of radius usable for the processing. Since the current blends are chosen as is, only the second condition can be modified by increasing the minimum radius use for the extrapolation, but it is still a moderate change with a quite small vessel such as the PRISME one. For the KAUST vessel, the vessel is sufficiently large such that linear and non-linear extrapolation provide negligible differences (see Figure S1). For the extreme

Markstein length values, i.e 1.2 mm and -3.4 mm for pure HOCHO at $\phi = 0.8$ and 25%HOCHO at $\phi = 0.51$, respectively, the extrapolation plots are presented in Fig. 5 for the PRISME experiments.

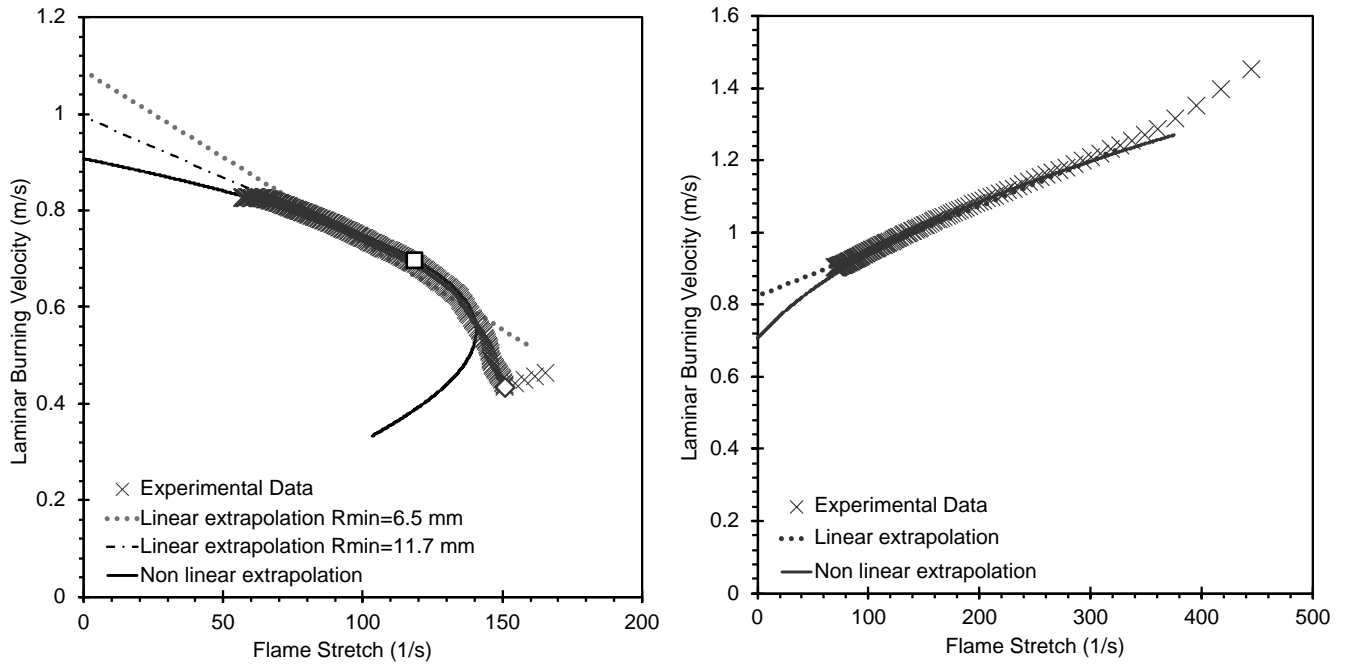


Figure 5. Flame speed extrapolations as function of stretch for the extreme Markstein length values. Left: pure HOCHO at $\phi=0.8$; Right: 25% HOCHO blend at $\phi = 0.51$.

For the positive Markstein length value, with the full radius range, i.e 6.5 to 25 mm, the non-linear extrapolation appears to better fit the data. The Markstein length obtained with the linear extrapolation is about 3.56 mm leading to a value of 0.45 for the criterion of Wu et al., which is too high. To have a better fit of the data with the linear extrapolation, the minimum radius was increased up to 11.7 mm leading to values of 2.5 mm and 0.27 for the Markstein length and Wu's criterion, respectively. The change in the unstretched flame speed obtained with the linear extrapolation when changing the minimum radius is about 9% (from 1.08 to 0.99 m/s). The non-linear extrapolation is much less sensitive to the radius range. According to the work of Wu et al. with H_2 , for $2L_{b,lin}/R_{f,mid} = 0.27$, the linear extrapolation leads to an underprediction of about 5% on the unstretched flame speed whereas it is about 10% with the non-linear extrapolation. For the negative Markstein length value, i.e -3.4 mm and -1.25 mm, with the non-linear and

linear extrapolation, respectively, the criterion is equal to -0.17 ($7.5 \text{ mm} < R_f < 22 \text{ mm}$). However a 17% difference can be observed on the unstretched flame speed values between the two correlations. In this case, the non-linear one is preferred since the linear overpredicts the unstretched flame speed according to the paper of Wu et al.. In any case, it can be seen that the criterion suggested by Wu et al. to limit the extrapolation error is obtained for L_b between -0.3 and 1 mm, which is valid for most our data for pure HOCHO and for the stoichiometric to rich HOCHO/H₂ blends, but cannot be reached for the HOCHO/H₂/CO₂ blend. In those cases, the non-linear extrapolation is preferred since the error will be less than with the linear extrapolation thus justifying the use of this model. Nonetheless, this can still results in a 25% overprediction of the unstretched flame speed according to Wu et al.. An improvement for the current data could be to use the non-linear model with 3 fitting parameters proposed by Wu et al. as follows $\frac{S_n}{S_0} = 1 - \frac{2L_b}{R_f} + \frac{C}{R_f^2}$ with C a constant to be determined.

Reaction path flux was conducted for HOCHO/air and 25% HOCHO / 37.5% H₂ / 37.5% CO₂ / air mixtures at 1 bar, 373 K, and stoichiometric conditions. Figure 5 shows the consumption of HOCHO and its intermediates at a flame position corresponding to 75% of the HOCHO consumed. This corresponds to a temperature of ~1250 K in the HOCHO/air flame and ~1380 K 25% HOCHO / 37.5% H₂ / 37.5% CO₂/air. In both flames, HOCHO is mainly consumed via H-atom abstraction by OH, H, and O radicals. H-abstraction from the C atom is the dominant route leading to HOCO radical. A small percentage of HOCHO is consumed to form OCHO radical, which rapidly and exclusively decomposes to form CO₂ + H. The HOCO radical, being the predominant intermediate, is consumed differently in the pure HOCHO and H₂ blended flames. In the pure HOCHO flame, HOCO mainly decomposes via OH loss to produce CO, which subsequently reacts with OH radicals to produce CO₂ + H. The same reaction is important in H₂ blended flames, albeit HOCO also reacts more with H radicals to produce CO and H₂O. In the pure HOCHO flame, HOCO also reacts with O₂ to produce CO₂ + HO₂ directly, but this reaction is less important in the H₂ blended flame. In summary, the primary difference in the two flames appears to be

on the role of H atoms in the H₂ blended flame in producing more CO. Increasing CO concentrations then contribute to higher flame speeds due to the largely exothermic $\text{CO} + \text{OH} = \text{CO}_2 + \text{H}$ reaction.

To better understand the role of specific reactions and species heat of formation, a sensitivity analysis was conducted for HOCHO/air mixtures at 373 K, 1 bar, stoichiometric conditions, and position corresponding to 75% of the fuel consumed, as shown in Figure 6. A positive sensitivity coefficient indicates that increasing the A-factor or heat of formation will increase concentration of the corresponding species. The reaction sensitivity analysis in Fig. 6 shows that HOCHO concentration has a strong negativity sensitivity to HOCO decomposition to CO and OH; concentrations H and OH radicals, which are the key radicals in premixed flame propagation, show a strong positive sensitivity to this reaction. An opposite trend is displayed for the reaction of $\text{HOCO} + \text{O}_2 = \text{CO}_2 + \text{HO}_2$, since it competes directly with the aforementioned HOCO decomposition reaction. Species concentrations are also strongly sensitivity to the heat of formation of HOCO, as shown in Fig. 6. In microkinetic modeling, heats of formation (H_f) are important for determining the reverse rate constant (k_r) from the forward rate constant (k_f), equilibrium constant (K), and the Gibbs free energy ($\Delta G_{\text{rxn}} = -RT \ln K$; $\Delta G_{\text{rxn}} = \Delta H_{\text{rxn}} - T\Delta S_{\text{rxn}}$); where R is the gas constant, T is temperature, ΔS_{rxn} is the entropy of reaction, and $\Delta H_{\text{rxn}} = \sum H_{f,\text{products}} - \sum H_{f,\text{reactants}}$. Therefore, the formation/destruction of the fuel and important intermediates (as well as the flame speed) is sensitive to both forward reaction rates, indicated by the reaction rate sensitivity analysis, and heat of formation sensitivity (via the reverse reaction rate). The sensitivity analysis also shows that heats of formation CO_2 , CO, H, OH, and HOCHO are important in controlling the concentrations of fuel and important intermediate radicals. The heats of formation for CO_2 , CO, H, OH, and HOCHO are well defined. However, those of HOCO and OCHO have larger uncertainties and should be the focus of more refined theoretical and experimental studies. The HOCO heat of formation is more important in determining H and OH radical concentrations and flame speed because, as shown in the flux analysis, HOCHO is primarily consumed to form HOCO, while OCHO is the less important intermediate.

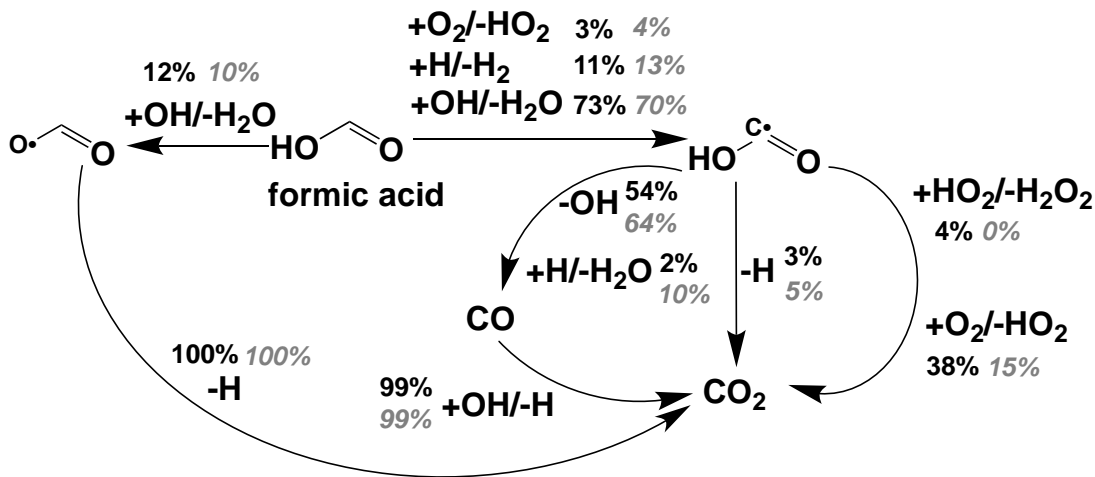


Figure 5 – Rate of consumption flux analysis for formic acid at 373 K, 1 bar, stoichiometric conditions, and position corresponding to 75% of fuel consumed. Black text denotes percentage flux for HOCHO/air mixtures, while gray italicized text corresponds to 25% HOCHO / 37.5% H₂ / 37.5% CO₂ / air mixtures.

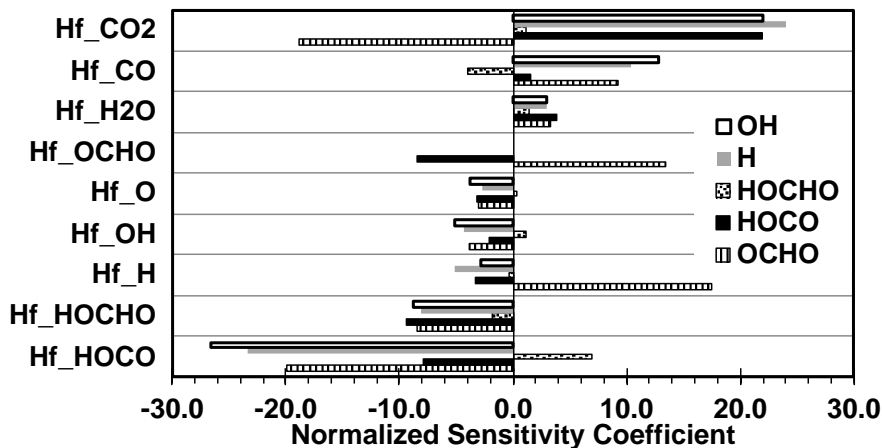
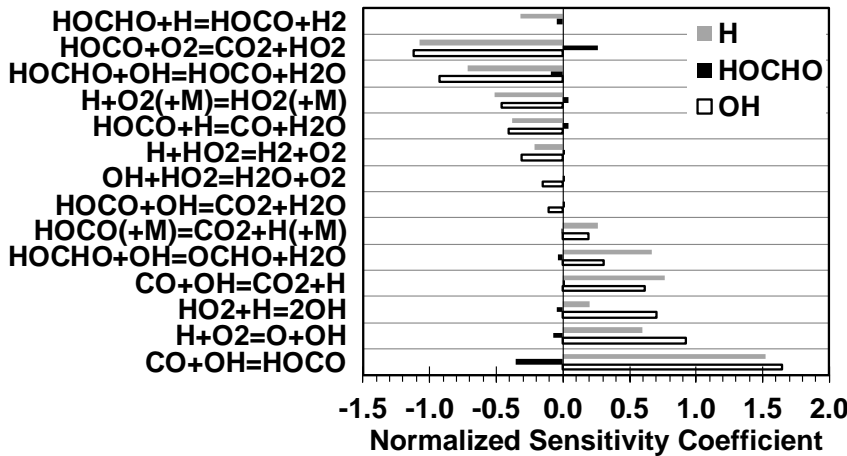


Figure 6 – Reaction (top) and species heat of formation (bottom) sensitivity analysis for HOCHO/air mixtures at 373 K, 1 bar, stoichiometric conditions, and position corresponding to 75% of fuel consumed. Only top 14 and 9 common sensitive reactions (left) and species heat of formations (right), respectively, are shown.

4. Conclusions

The combustion of formic acid and its mixtures with hydrogen and carbon dioxide in laminar premixed flames was studied across a range of conditions to obtain laminar burning velocities and Markstein lengths. Experimental results showed that formic acid/air mixture show significantly lower burning velocities compared to typical hydrocarbon/air mixtures. Formic acid can be readily decomposed to produce H_2 and CO_2 , and experiments showed that H_2 addition could significantly increase burning velocities. As little as 32.5% H_2 addition (with equal parts of CO_2) to formic acid can achieve burning velocities similar to those of methane/air mixtures, thereby making the mixtures suitable as engine fuel. Different trends in Markstein lengths versus equivalence ratio for formic acid and formic acid/ H_2 mixtures were observed, and these could be attributed to well-known mechanisms of hydrogen response to stretch.

A modified detailed kinetic model was presented to predict laminar burning velocities by combining high fidelity kinetic models for formic acid and small hydrocarbon fuels. The proposed model is able to reproduce burning velocities for formic acid/air mixtures and blends containing H_2 and CO_2 , albeit some discrepancies were observed. Reaction path analysis showed the importance of the HOCO radical intermediate in formic acid combustion, which decomposes to CO and OH; CO then oxidizes to CO_2 . Adding H_2 to formic acid accelerates burning velocity by creating more H radicals that improve conversion of HOCO radical to CO. Sensitivity analysis showed the importance of HOCO related reactions in governing flame structure, as well as the enthalpy of formation of HOCO radicals on controlling the small radical pool.

This study provides a foundation for future experimental and kinetic modeling studies on combustion of formic acid and its mixtures with H₂ and CO₂. The proposed kinetic model should be compared against other experimental data, such as ignition delay times and products species distribution, in order to refine the thermochemical and kinetic parameters. The research findings presented in this work can help in the design of engines and turbines operating on formic acid and its mixtures with hydrogen.

5. Acknowledgments

Research performed by the Clean Combustion Research Center was supported by King Abdullah University of Science and Technology (KAUST) and Saudi Aramco.

6. References

- [1] S.Y. Leong, S.R.M. Kutty, A. Malakahmad, C.K. Tan, Feasibility study of biodiesel production using lipids of *Hermetia illucens* larva fed with organic waste, *Waste Manag.* 47 (2016) 84–90
- [2] J. Eppinger, K.-W. Huang, Formic Acid as a Hydrogen Energy Carrier, *ACS Energy Lett.* 2 (1) (2017) 188–95
- [3] K. Sordakis, C. Tang, L.K. Vogt, H. Junge, P.J. Dyson, M. Beller, et al., Homogeneous Catalysis for Sustainable Hydrogen Storage in Formic Acid and Alcohols, *Chem. Rev.* 118 (2) (2018) 372–433
- [4] X. Wang, Q. Meng, L. Gao, Z. Jin, J. Ge, C. Liu, et al., Recent progress in hydrogen production from formic acid decomposition, *Int. J. Hydrogen Energy* 43 (14) (2018) 7055–71
- [5] J. Warnatz, U. Maas, R.W. Dibble, *Combustion: Physical and chemical fundamentals, modeling and simulation, experiments, pollutant formation*, 4th Ed., Springer Berlin Heidelberg, 2006, p. 1-378

- [6] E. de Wilde, A. van Tiggelen, Burning Velocities in Mixtures of Methyl Alcohol, Formaldehyde or Formic Acid with Oxygen, *Bull. Soc. Chim. Belges* 77 (1968) 67–76
- [7] P.G. Blake, H.H. Davies, G.E. Jackson, Dehydration mechanisms in the thermal decomposition of gaseous formic acid, *J. Chem. Soc. B Phys. Org.* (0) (1971) 1923–5
- [8] D.S.Y. Hsu, W.M. Shaub, M. Blackburn, M.C. Lin, Thermal decomposition of formic acid at high temperatures in shock waves, *Symp. Combust.* 19 (1) (1982) 89–96
- [9] K. Saito, T. Kakumoto, H. Kuroda, S. Torii, A. Imamura, Thermal unimolecular decomposition of formic acid, *J. Chem. Phys.* 80 (10) (1984) 4989–96
- [10] K. Saito, T. Shiose, O. Takahashi, Y. Hidaka, F. Aiba, K. Tabayashi, Unimolecular Decomposition of Formic Acid in the Gas Phase On the Ratio of the Competing Reaction Channels, *J. Phys. Chem. A* 109 (24) (2005) 5352–7
- [11] M. Klatt, M. Röhrig, H.G. Wagner, About the radical formation in the pyrolysis of formic acid at high temperatures, *Zeitschrift für Naturforsch.* 47 (11) (1992) 1138–40
- [12] P. Marshall, P. Glarborg, Ab initio and kinetic modeling studies of formic acid oxidation, *Proc. Combust. Inst.* 35 (1) (2015) 153–60
- [13] P. Brequigny, G. Dayma, F. Halter, C. Mounaïm-Rousselle, T. Dubois, P. Dagaut, Laminar burning velocities of premixed nitromethane/air flames: An experimental and kinetic modeling study, *Proc. Combust. Inst.* 35 (1) (2014) 703–10
- [14] O. Manna, M.S. Mansour, W.L. Roberts, S.H. Chung, Laminar burning velocities at elevated pressures for gasoline and gasoline surrogates associated with RON, *Combust. Flame* 162 (6) (2015) 2311–21
- [15] B. Galmiche, F. Halter, F. Foucher, Effects of high pressure, high temperature and dilution on laminar burning velocities and Markstein lengths of iso-octane/air mixtures, *Combust. Flame* 159 (11) (2012) 3286–99
- [16] D. Bradley, P.H. Gaskell, X.J. Gu, Burning velocities, markstein lengths, and flame quenching for

- spherical methane-air flames: A computational study, *Combust. Flame* 104 (1–2) (1996) 176–98
- [17] B. Galmiche, *Caractérisation expérimentale des flammes laminaires et turbulentes en expansion* PhD Thesis, Université d'Orléans, 2014,
- [18] M.P. Burke, Z. Chen, Y. Ju, F.L. Dryer, Effect of cylindrical confinement on the determination of laminar flame speeds using outwardly propagating flames, *Combust. Flame* 156 (4) (2009) 771–9
- [19] A.P. Kelley, C.K. Law, Nonlinear effects in the extraction of laminar flame speeds from expanding spherical flames, *Combust. Flame* 156 (9) (2009) 1844–51
- [20] F. Halter, T. Tahtouh, C. Mounaïm-Rousselle, Nonlinear effects of stretch on the flame front propagation, *Combust. Flame* 157 (10) (2010) 1825–32
- [21] R.J.K. A.E. Lutz, F.M. Rupley, *Equil: A Chemkin Implementation of Stanjan for Computing Chemical Equilibria*, Sandia National Laboratories Livermore, CA 94551, 1992,
- [22] C. Lhuillier, P. Brequigny, N. Lamoureux, F. Contino, C. Mounaïm-Rousselle, Experimental investigation on laminar burning velocities of ammonia/hydrogen/air mixtures at elevated temperatures, *Fuel* (2019) 116653
- [23] H. Yu, W. Han, J. Santner, X. Gou, C.H. Sohn, Y. Ju, et al., Radiation-induced uncertainty in laminar flame speed measured from propagating spherical flames, *Combust. Flame* 161 (11) (2014) 2815–24
- [24] U. Burke, W.K. Metcalfe, S.M. Burke, K.A. Heufer, P. Dagaut, H.J. Curran, A detailed chemical kinetic modeling, ignition delay time and jet-stirred reactor study of methanol oxidation, *Combust. Flame* 165 (2016) 125–36
- [25] S.M. Burke, W. Metcalfe, O. Herbinet, F. Battin-Leclerc, F.M. Haas, J. Santner, et al., An experimental and modeling study of propene oxidation. Part 1: Speciation measurements in jet-stirred and flow reactors, *Combust. Flame* 161 (11) (2014) 2765–84
- [26] A. Kéromnès, W.K. Metcalfe, K.A. Heufer, N. Donohoe, A.K. Das, C.-J. Sung, et al., An experimental and detailed chemical kinetic modeling study of hydrogen and syngas mixture

- oxidation at elevated pressures, *Combust. Flame* 160 (6) (2013) 995–1011
- [27] S.M. Burke, U. Burke, R. Mc Donagh, O. Mathieu, I. Osorio, C. Keesee, et al., An experimental and modeling study of propene oxidation. Part 2: Ignition delay time and flame speed measurements, *Combust. Flame* 162 (2) (2015) 296–314
- [28] W.K. Metcalfe, S.M. Burke, S.S. Ahmed, H.J. Curran, A Hierarchical and Comparative Kinetic Modeling Study of C1 – C2 Hydrocarbon and Oxygenated Fuels, *Int. J. Chem. Kinet.* 45 (10) (2013) 638–75
- [29] A. Burcat, B. Ruscic, Third millenium ideal gas and condensed phase thermochemical database for combustion (with update from active thermochemical tables), Argonne National Lab.(ANL), Argonne, IL (United States), Technion - Israel Inst. of Tech2005
- [30] W.M.F. Fabian, R. Janoschek, Thermochemical properties of the hydroxy-formyl radical, HO–CO, and the formyloxy radical, HC(O)O, and their role in the reaction $\text{OH}+\text{CO}\rightarrow\text{H}+\text{CO}_2$. Computational G3MP2B3 and CCSD(T)-CBS studies, *J. Mol. Struct. THEOCHEM* 713 (1–3) (2005) 227–34
- [31] C.S. Mørch, A. Bjerre, M.P. Gøttrup, S.C. Sorenson, J. Schramm, Ammonia/hydrogen mixtures in an SI-engine: Engine performance and analysis of a proposed fuel system, *Fuel* 90 (2) (2011) 854–64
- [32] A. Ichikawa, A. Hayakawa, Y. Kitagawa, K.D. Kunkuma Amila Somarathne, T. Kudo, H. Kobayashi, Laminar burning velocity and Markstein length of ammonia/hydrogen/air premixed flames at elevated pressures, *Int. J. Hydrogen Energy* 40 (30) (2015) 9570–8
- [33] C. Xia, P. Zhu, Q. Jiang, Y. Pan, W. Liang, E. Stavitsk, et al., Continuous production of pure liquid fuel solutions via electrocatalytic CO₂ reduction using solid-electrolyte devices, *Nat. Energy* 4 (9) (2019) 776–85
- [34] F. Wu, W. Liang, Z. Chen, Y. Ju, C.K. Law, Uncertainty in stretch extrapolation of laminar flame speed from expanding spherical flames, *Proc. Combust. Inst.* 35 (1) (2015) 663–70

- [35] P. Brequigny, F. Halter, C. Mounaïm-Rousselle, T. Dubois, Fuel performances in Spark-Ignition (SI) engines: Impact of flame stretch, *Combust. Flame* 166 (2016) 98–112
- [36] D. Bradley, M. Lawes, R. Mumby, Burning velocity and Markstein length blending laws for methane/air and hydrogen/air blends, *Fuel* 187 (2017) 268–75
- [37] T. Tahtouh, F. Halter, E. Samson, C. Mounaïm-Rousselle, Effects of hydrogen addition and nitrogen dilution on the laminar flame characteristics of premixed methane–air flames, *Int. J. Hydrogen Energy* 34 (19) (2009) 8329–38
- [38] T. Tahtouh, F. Halter, C. Mounaïm-Rousselle, Laminar premixed flame characteristics of hydrogen blended iso-octane–air–nitrogen mixtures, *Int. J. Hydrogen Energy* 36 (1) (2011) 985–91

