



HAL
open science

Optimal dividend policies with random profitability

Max Reppen, Jean-Charles Rochet, Mete Soner

► **To cite this version:**

Max Reppen, Jean-Charles Rochet, Mete Soner. Optimal dividend policies with random profitability. *Mathematical Finance*, 2020, 30 (1), pp.228-259. 10.1111/mafi.12223 . hal-02929766

HAL Id: hal-02929766

<https://hal.science/hal-02929766v1>

Submitted on 3 Sep 2020

HAL is a multi-disciplinary open access archive for the deposit and dissemination of scientific research documents, whether they are published or not. The documents may come from teaching and research institutions in France or abroad, or from public or private research centers.

L'archive ouverte pluridisciplinaire **HAL**, est destinée au dépôt et à la diffusion de documents scientifiques de niveau recherche, publiés ou non, émanant des établissements d'enseignement et de recherche français ou étrangers, des laboratoires publics ou privés.

Optimal dividend policies with random profitability*

Max Reppen[†] Jean-Charles Rochet[‡] H. Mete Soner[§]

September 24, 2018

Abstract

We study an optimal dividend problem under a bankruptcy constraint. Firms face a trade-off between potential bankruptcy and extraction of profits. In contrast to previous works, general cash flow drifts, including Ornstein–Uhlenbeck and CIR processes, are considered. We provide rigorous proofs of continuity of the value function, whence dynamic programming, as well as comparison between the sub- and supersolutions of the Hamilton–Jacobi–Bellman equation, and we provide an efficient and convergent numerical scheme for finding the solution. The value function is given by a nonlinear PDE with a gradient constraint from below in one dimension. We find that the optimal strategy is both a barrier and a band strategy and that it includes voluntary liquidation in parts of the state space. Finally, we present and numerically study extensions of the model, including equity issuance and gambling for resurrection.

1 Introduction

The problem of optimizing dividend flows has its origins in the actuarial field of ruin theory, which was first treated theoretically by Lundberg [31] in 1903. The theory typically models an insurance firm, and initially revolved around minimizing the probability of ruin. However, in many situations in practice, there is an emphasis on maximizing the shareholder value—an idea which fits well into de Finetti’s [15] 1957 proposal to optimize the net present value of dividends paid out until the time of ruin. With a positive discount rate of the dividends, de Finetti solved the problem for cash reserves described by a random walk. Since then, this new class of dividend problems has been extensively studied, especially in the context of modelling insurance firms.

Although a dividend problem can be seen as assigning a value to a given cash flow, the problem formulation nevertheless retains an emphasis on the ruin time. This is

*The first and third authors were partly supported by the ETH Foundation, the Swiss Finance Institute, and Swiss National Foundation grant SNF 200020_172815. The second author acknowledges support by the SCOR.

[†]ETH Zürich, Department of Mathematics, Rämistrasse 101, 8092 Zürich, Switzerland, email max.reppen@math.ethz.ch.

[‡]SFI@UNIGE and UZH, and TSE/IDEI, email jeancharles.rochet@gmail.com.

[§]ETH Zürich, Department of Mathematics, Rämistrasse 101, 8092 Zürich, Switzerland, and Swiss Finance Institute, email mete.soner@math.ethz.ch.

contrasted by cash flow valuation principles such as real option valuation, first introduced by Myers [33] in 1977. Whereas the dividend problem seeks the value of a cash flow after passing through a *buffer* (the cash reserves), the real option approach evaluates a cash flow without such a buffer. In other words, the latter is a valuation of a cash flow without any liquidity constraint, as opposed to the optimal dividend problem where the firm can reach ruin. The real option value thus provides a natural bound for the optimal dividend value, which turns out to be helpful in our analysis.

In the actuarial literature, the cash reserves are commonly described by a spectrally negative Lévy process with a positive drift of premiums and negative jumps of claims. Our direct focus is not an insurance firm, and we instead study cash reserves described by a diffusion process. Although this is not the natural insurance perspective, it is studied also there as the limiting case of the jump processes, as initiated by Iglehart [25].

Formulated as a problem of ‘storage or inventory type’, the general diffusion problem with singular dividend policies was solved by Shreve et. al [38] in 1984. In the case of constant coefficients in the cash reserves dynamics, Jeanblanc-Picqué & Shiryaev [26] found the solution by considering limits of solutions to problems with absolutely continuous dividend strategies. The optimal solution to this singular problem formulation is described by a so-called *barrier strategy*, which yields a reflected cash reserves process by paying any excess reserves as dividends. This divides the state space into two regions: dividends are paid above the barrier (*dividend region*), but not in the region between zero and the barrier (*no-dividend region*). This is contrasted by dividend *band strategies* which frequently appear in jump models and were first identified by Gerber [21]. Instead of the two spatial regions, there then exists at least one no-dividend region in which the origin is not contained. It thus creates a band-shaped no-dividend region in-between two dividend regions.

In the financial and economics literature, the main focus is on diffusion models, and extensions often involve nonconstant interest rate, drift and/or diffusion coefficients. Indeed, external, macroeconomic conditions and their effects on profitability have a substantial impact on dividend policies, as shown by Gertler and Hubbard [22] and more recently by Hackbarth et al. [23]. Such macroeconomic effects have been studied in various forms. In particular, Anderson and Carverhill [6] as well as Barth et al. [10] numerically study continuously changing stochastic parameters, whereas Akyildirim et al. [1] consider stochastic interest rates following a Markov chain, and Jiang and Pistorius [27] consider model coefficients and interest rate both governed by Markov chains. Bolton et al. [11] similarly study the macroeconomic impact on both financial and investment opportunities. In contrast to coefficients influenced by macroeconomic factors, Radner and Shepp [36] already in 1996 modelled a firm which alternates between different operating strategies, thereby effectively controlling the model coefficients. Other extensions include transaction costs of dividend payments or the possibility of equity issuance, cf. [1, 11, 16]. The papers by Cai et al. [14], and Cadenillas et al. [13] both treat different models with mean-reverting cash reserves, contrasting the model here, where we instead consider mean-reverting profitability. Finally, Avanzi and Wong [8] and Albrecher and Cani [2] propose dividend processes proportional and affine in the cash reserves respectively as a means to capture the more stable dividend streams seen in

practise. For further references, we refer the reader to [3, 7] and the references therein.

Our choice of diffusion model has a continuous, stochastic drift generated by a separate profitability process. This structure yields a two-dimensional problem in which the dividend strategy depends on the current profitability. In particular, for low (negative) rates, a band strategy is optimal, but at higher rates, dividends are optimally paid according to a barrier strategy, with a barrier level depending on the profitability. Additionally, for very low rates, we prove that it is optimal to perform a voluntary liquidation, meaning that all cash reserves are paid instantaneously. Band structures are common for jump models, but here appear in a continuous model.¹ Finally, in addition to qualitative and numerical results, we provide proofs for continuity of the value function as well as a comparison principle for the dynamic programming equation. The latter supports the convergence of the numerical scheme.

The paper is organized as follows: We begin by describing the problem in Section 2, followed by our assumptions and analytical results in Section 3. In Section 4, we present a numerical algorithm as well as its results. Intuition for these results are then provided by studying a related, simpler problem in Section 5. Finally, we suggest and numerically study some possible extensions of the model in Section 6. At the end of the paper, after the concluding comments in Section 7, the proofs of the statements in Section 3 are given in Section 8.

2 Problem formulation

Consider a *cash flow* on the form

$$dC_t^\mu = \mu_t dt + \sigma dW_t, \quad C_0^\mu = 0,$$

where W is a Brownian motion and the *profitability* (cash flow rate) $(\mu_t)_{t \geq 0}$ is described by

$$d\mu_t = \kappa(\mu_t) dt + \tilde{\sigma}(\mu_t) d\tilde{W}_t, \quad \mu_0 = \mu,$$

for some functions κ and $\tilde{\sigma}$, as well as another Brownian motion \tilde{W} with correlation $\rho \in [-1, 1]$ to W . To emphasize the starting point of $(\mu_t)_{t \geq 0}$, a superscript will sometimes be added. In other words, $(\mu_t^\nu)_{t \geq 0}$ is the process with $\mu_0 = \nu$ and solving the above SDE. Despite the formulation of μ_t as a continuous process, most of the results extend naturally to the Markov chains studied in the literature.

The precise assumptions on the diffusion, given in Assumptions 3.2 and 3.3, include Ornstein–Uhlenbeck processes

$$d\mu_t = k(\bar{\mu} - \mu_t) dt + \tilde{\sigma} d\tilde{W}_t,$$

for constants $k > 0$, $\bar{\mu}$, and $\tilde{\sigma}$ as well as another commonly considered process, the Cox–Ingersoll–Ross (CIR) process:

$$d\mu_t = k(\bar{\mu} - \mu_t) dt + \tilde{\sigma} \sqrt{\mu_t - a} d\tilde{W}_t,$$

¹Similar properties have been observed by Anderson and Carverhill [6] and Murto and Terviö [32].

for constants $k > 0$, $\bar{\mu}$, $\tilde{\sigma}$, and a . In fact, the Assumption 3.2 only imposes asymptotic conditions as $|\mu| \rightarrow \infty$. This means that on any given bounded domain, κ and $\tilde{\sigma}$ can be general, provided certain growth conditions are satisfied outside the bounded domain, and provided the SDE has a well-defined solution. This is naturally satisfied by bounded processes. Interpreting $-\kappa$ as the derivative of some potential, it also includes the possibility of potentials with multiple wells (local minima), thus having several points of attraction.

We model a firm whose cash flow is given by the process $C^\mu = (C_t^\mu)_{t \geq 0}$. The firm pays dividends to its shareholders using cash accumulated from the cash flow. Let L_t denote the *cumulative dividends* paid out until time t . Then the cash reserves $X = (X_t)_{t \geq 0}$ of a firm with initial cash level x can be written as

$$dX_t^{(x,\mu),L} = dC_t^\mu - dL_t, \quad X_0^{(x,\mu),L} = x.$$

The objective of the firm is to maximize its shareholders' value, defined as the expected present value of future dividends, computed under the risk-adjusted measure.² Denote by \mathcal{M} the domain on which μ_t resides. This domain is typically the whole real line, as for a Ornstein–Uhlenbeck process, a half-line, for a CIR process, or a bounded interval, for a bounded process. The value function is then defined as

$$\begin{aligned} V(x, \mu) &:= \sup_{L \in \mathcal{A}(x, \mu)} J(x, \mu; L) \\ &:= \sup_{L \in \mathcal{A}(x, \mu)} \mathbb{E} \left[\int_0^{\theta^{(x,\mu)}(L)} e^{-rt} dL_t \middle| (X_0, \mu_0) = (x, \mu) \right], \quad (x, \mu) \in \mathcal{O} := [0, \infty) \times \mathcal{M}, \end{aligned} \tag{1}$$

where $\mathcal{A}(x, \mu)$ is the set of processes $L = (L_t)_{t \geq 0}$ that are càdlàg, adapted to the filtration $(\mathcal{F}_t)_{t \geq 0}$ generated by C^μ and μ , as well as nondecreasing³ with $\Delta L_t \leq X_{t-}^{(x,\mu),L}$,^{4,5} and

$$\theta^{(x,\mu)}(L) := \inf\{t > 0 : X_t^{(x,\mu),L} < 0\}$$

is the time of bankruptcy. We model a limited liability firm, and therefore do not impose a penalty at ruin. In particular, we interpret a payout $\Delta L_t = X_{t-}$ as a decision to liquidate the firm. Note that since μ satisfies comparison (see [37, Theorem 3.7, p. 394]), $X_t^{(x,\mu),L} \leq X_t^{(y,\nu),L}$ P -a.s. for any $t \leq \theta^{(x,\mu)}$ if $x \leq y$ and $\mu \leq \nu$. Hence, the value function is monotone in each argument. We use this comparison property repeatedly in the proofs.

²We assume that shareholders can diversify their portfolios and that the firm under study is small, so that its decisions do not alter the risk-adjusted measure.

³The process L must be nondecreasing because the limited liability of shareholders implies that dL_t cannot be negative. Section 6 considers the case when new shares can be issued at a cost, allowing to inject new cash into the firm.

⁴Shareholders cannot distribute more dividends than available cash reserves. Otherwise this would constitute fraudulent bankruptcy.

⁵Although the model allows dividend payments with infinite ‘frequency’ of very general type, we argue that it is not less realistic than the absolutely continuous case where the ‘frequency’ is also infinite, but interpreted as a rate. Indeed, as suggested by (2) in Section 3.4 and exploited in Section 4, this model can be considered the limit when there is no bound on the dividend rate.

In this paper we prove that liquidation is optimal when the profitability falls below a certain level; that, by stochastic methods, the value function is continuous and is a viscosity solution of the dynamic programming equation (DPE); that the DPE satisfies the comparison principle; and finally we provide a numerical scheme and extensive numerical results. Thereafter, we describe a related deterministic problem whose solution turns out to share most of the structural properties, thus providing intuition for the original problem. Finally, we conduct numerical studies of some model extensions.

When the starting points (x, μ) of the cash reserves and the cash flow are clear from context, the superscripts will be dropped in order to simplify the notation. Similar omissions of superscripts will be done for the bankruptcy times and strategies L when it is clear what dividend policy is followed.

3 Main results

The state space can be divided into a number of regions, each characterized by its role in the DPE—interpreted as a control action. An illustration of these regions is presented in Figure 1. The value function is characterized by three main regions: the dividend region, retain earnings region, and the liquidation region. The region of retained earnings is bounded by two curves and is characterized by $dL_t = 0$. The dividend region and liquidation region are both characterized by $dL \neq 0$, but correspond to different interpretations, and intersect at the line at the threshold value μ^* . More precisely, in the liquidation region, all available cash reserves are ‘paid’, leading to a liquidation. This is in contrast to the dividend region, where only the excess of the *dividend boundary* (or *dividend target*) is paid to the shareholders.

The remainder of this section is devoted to the statements of the main results. The proof of these results are given in Section 8. For the proofs we need the following set of assumptions, satisfied by for example Ornstein–Uhlenbeck and CIR processes. This assumption essentially says that the profitability process is mean-reverting and well-behaved in the sense of a Feller condition. Mean-reversion of profitability is empirically well established by Fama and French [18] and others.

We will use the so-called big O notation.

Definition 3.1. A function f is said to be in $O(g)$ (so-called big O) as $y \rightarrow a$ if

$$\limsup_{y \rightarrow a} \left| \frac{f(y)}{g(y)} \right| < \infty.$$

We are now ready to state the following set of assumptions on the growth of the coefficients and the regularity of μ at a boundary of its domain.

Assumption 3.2. Throughout, we assume that the domain of $(\mu_t)_{t \geq 0}$ is some possibly unbounded interval $\mathcal{M} \subseteq \mathbb{R}$. In other words, for any starting point $\mu_0 \in \mathcal{M}$, the process remains in \mathcal{M} .

Moreover, we assume that κ and $\tilde{\sigma}^2$ are locally Lipschitz continuous on the interior \mathcal{M}° , that $-\mu/\kappa$ is non-negative and bounded for large (positive) μ , that

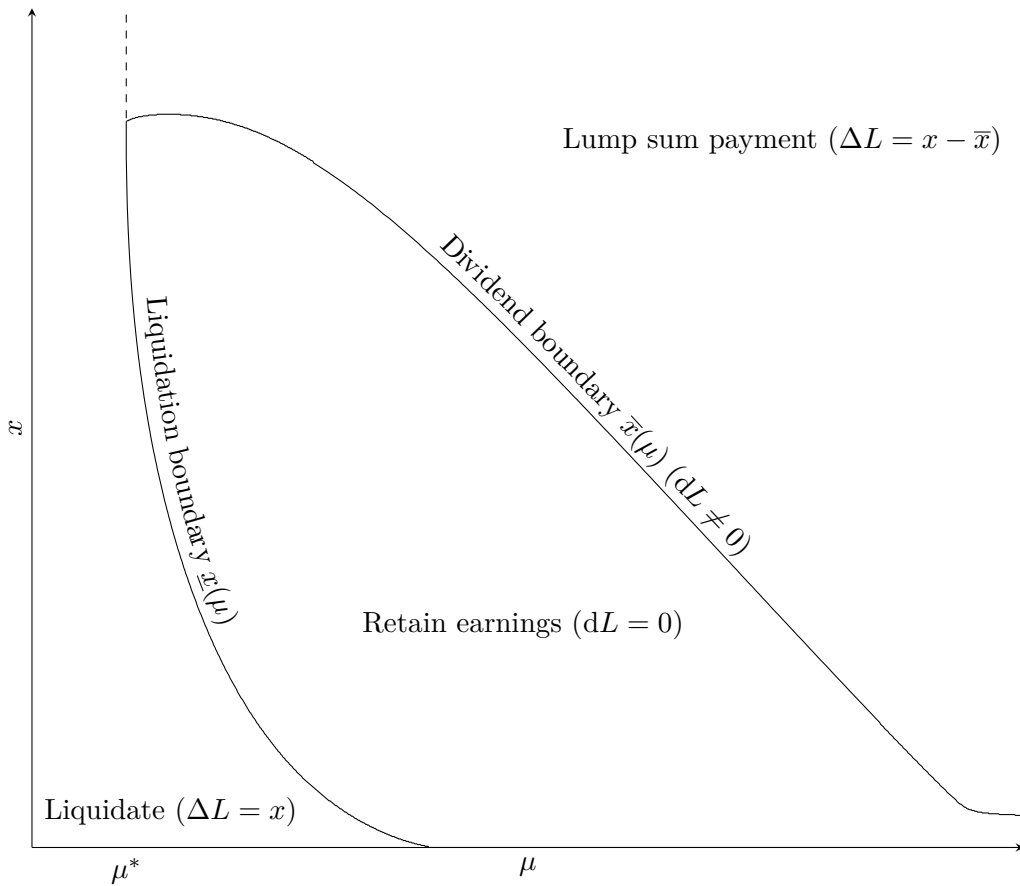


Figure 1: The figure shows the three regimes. In the region between the lines \underline{x} and \bar{x} the all incoming profits are retained. When the cash reserves fall to \underline{x} , the firm liquidates, whereas when it increases to \bar{x} , dividends are paid out according to the local time at the boundary, thus reflecting the cash reserves process. In the region above \bar{x} , a lump sum of the excess of \bar{x} is paid immediately. Finally, when $\mu \leq \mu^*$, liquidation is optimal at all cash levels.

$-\kappa/\mu$ is non-negative and bounded for large $-\mu$, as well as that $\tilde{\sigma}^2 \in O(\mu)$ and never vanishes in \mathcal{M}° .

The following assumption is needed to prove comparison for non-Lipschitz coefficients κ and $\tilde{\sigma}$.

Assumption 3.3. If $\mathcal{M} \neq \mathbb{R}$, i.e., it has an upper or lower boundary, we require some regularity at this boundary.

1. The function $\tilde{\sigma}^2$ is also locally Lipschitz on the boundary $\partial\mathcal{M}$.
2. For any sufficiently small $\eta > 0$, we assume that if $-\infty < \inf \mathcal{M} = \nu$, then

$$\limsup_{\mu \rightarrow \nu} \left(\frac{1}{\mu - \nu} - \frac{2\kappa(\mu) + \eta\rho\sigma\tilde{\sigma}(\mu)}{\tilde{\sigma}(\mu)^2} \right) < \infty,$$

and if $\infty > \sup \mathcal{M} = \nu$, then

$$\liminf_{\mu \rightarrow \nu} \left(\frac{1}{\mu - \nu} - \frac{2\kappa(\mu) + \eta\rho\sigma\tilde{\sigma}(\mu)}{\tilde{\sigma}(\mu)^2} \right) > -\infty.$$

The economic interpretation of the growth conditions on κ is that even if the profitability is very large, it eventually returns to a more reasonable level. The growth condition on $\tilde{\sigma}$ simply ensures that the diffusion does not overpower this effect. Finally, the origin of the lim sup and lim inf conditions at the boundary points are due to conditions needed for the comparison proof (cf. Section 8.4), while still general enough to encompass processes like the ones in Section 2.

3.1 Finiteness

We begin by establishing that the value function is finite. The proof of this result is provided in Section 8.1.

Theorem 3.4. Under Assumption 3.2, the value function is finite.

3.2 Liquidation threshold

The following theorem establishing the existence of the value μ^* in Figure 1 is proven in Section 8.2.

Theorem 3.5. If \mathcal{M} has no lower bound, there exists a value μ^* such that it is optimal to liquidate immediately whenever $\mu \leq \mu^*$, i.e. $V(x, \mu) \equiv x$.

3.3 Continuity

Although the problem formulation bears resemblance to the Merton consumption problem, which has been extensively studied in the mathematical finance literature, the crucial difference here is that the firm is always exposed to the risk of its own operations. In other words, since X is the only asset and also volatile, there is no safe asset, and,

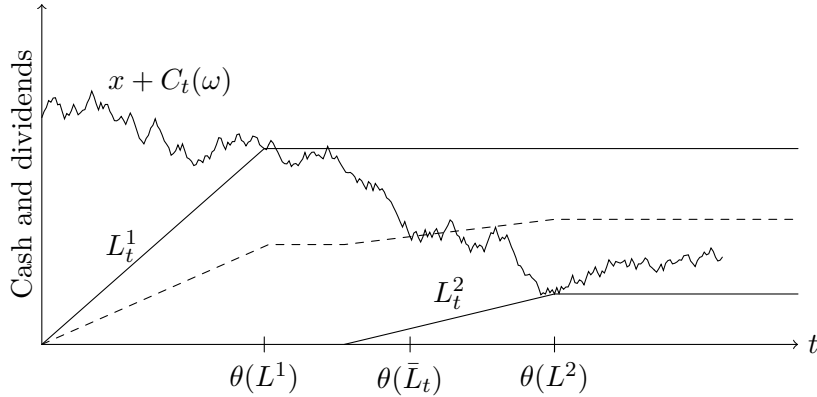


Figure 2: Recall that ruin occurs when the dividends reach the total cash accumulated, i.e. $x + C_t$. The figure illustrates two dividend policies L^1 and L^2 (solid) as well as their convex combination $\bar{L} = (L^1 + L^2)/2$ (dashed), showing that for some path $\theta(\bar{L}) < \theta(L^1) \vee \theta(L^2)$, which corresponds to the possibility of dividend payments after ruin. Equivalently, the set of dividend strategies which are constant after ruin is nonconvex.

as a result, the problem lacks desired concavity properties. More specifically, this happens due to the possible quasi-concavity of $L \mapsto \theta(L)$. Figure 2 shows a case where $\theta\left(\frac{L^1 + L^2}{2}\right) < \max\{\theta(L^1), \theta(L^2)\}$ for two strategies L^1 and L^2 , which means that the convex combination of strategies in some scenario would pay out dividends after bankruptcy. Note that this loss of concavity corresponds to nonconvexity of the set of dividend processes that are constant after ruin.

Despite this lack of concavity, we can prove continuity, given by the following theorem:

Theorem 3.6. The value function is continuous everywhere.

3.4 Dynamic programming equation

Following the continuity of Theorem 3.6, we refer to [19] for proving the dynamic programming principle. For a general proof of dynamic programming, we refer to [28, 29]. Writing

$$\mathcal{L}V = \mu V_x + \kappa(\mu)V_\mu + \text{Tr} \Sigma(\mu)D^2V,$$

where

$$\Sigma = \frac{1}{2} \begin{bmatrix} \sigma^2 & \rho\sigma\tilde{\sigma} \\ \rho\sigma\tilde{\sigma} & \tilde{\sigma}^2 \end{bmatrix}$$

is the covariance matrix, the dynamic programming equation corresponding to (1) is given by

$$\min\{rV - \mathcal{L}V, V_x - 1\} = 0, \quad \text{in } \mathbb{R}_{>0} \times \mathcal{M}, \quad (2)$$

with $V(0, \cdot) \equiv 0$.

Theorem 3.7 (Comparison). Let u and v be upper and lower semicontinuous, polynomially growing viscosity sub- and supersolutions of (2). Then $u \leq v$ for $(x, \mu) \in 0 \times \mathcal{M}$ implies that $u \leq v$ everywhere in $\mathcal{O} := \mathbb{R}_{\geq 0} \times \mathcal{M}$.

Corollary 3.8 (Uniqueness). The value function is the unique subexponentially growing *viscosity solution* to the dynamic programming equation (2).

Proof. By the dynamic programming principle, the value function V is a solution to (2). To obtain uniqueness, observe that, by Theorem 3.7, V , being both a sub- and a supersolution, both dominates and is dominated by any other solution. In other words, it is equal to any other solution, and thus unique. \square

Note that the comparison principle is essential for the stability property of viscosity solutions. The stability property, leads to convergence of monotone numerical schemes to a solution, which by the comparison theorem is unique, cf. [9]. It thus ensures that the stability property gives the correct solution.

4 Numerical results

The numerical results presented in this section are all obtained through policy iteration. Policy iteration is an iterative technique where one chooses a policy/control, calculates the corresponding payoff function, then updates/improves the policy where the payoff function suggests it is profitable, and finally iterates this procedure until convergence. That the scheme does indeed converge to the value function is supported by the comparison principle in Theorem 3.7 and the uniqueness result in Corollary 3.8.

The idea implemented here is to approximate the singularity with increasingly large controls which are absolutely continuous with respect to time. In particular, let $K > 0$ be any large constant and consider control variables $L_t = \int_0^t \ell(X_t^L) dt$, where $\ell(x) \in [0, K]$ is measurable. Then, the problem of optimizing over functions ℓ amounts to a penalization of the DPE (2) with penalization factor K .

To see that the limit of these problems gives the solution to the original problem, we begin by writing out the PDE for the approximation:

$$\min_{\ell \in [0, K]} \left(rV^K - \mathcal{L}V^K \right) + \ell \left(V_x^K - 1 \right) = 0. \quad (3)$$

By dividing by K and subtracting and adding equal terms, we reach

$$\min_{\lambda \in [0, 1]} (1 - \lambda) \frac{rV^K - \mathcal{L}V^K}{K} + \lambda \left(V_x^K - 1 + \frac{rV^K - \mathcal{L}V^K}{K} \right) = 0,$$

which is equivalent to

$$\min \left\{ rV^K - \mathcal{L}V^K, V_x^K - 1 + \frac{rV^K - \mathcal{L}V^K}{K} \right\} = 0.$$

With some abuse of notation, let

$$\mathcal{L}(\mu, p_x, p_\mu, Y) = \mu p_x + \kappa(\mu) p_\mu + \text{Tr } \Sigma(\mu) Y,$$

and

$$\begin{aligned} F^K(x, \mu, u, p_x, p_\mu, Y) \\ = \min \left\{ ru(x, \mu) - \mathcal{L}(\mu, p_x, p_\mu, Y), p_x - 1 + \frac{ru(x, \mu) - \mathcal{L}(\mu, p_x, p_\mu, Y)}{K} \right\}. \end{aligned}$$

Letting $K \rightarrow \infty$,

$$\begin{aligned} \lim_{K \rightarrow \infty} F^K(x, \mu, u, p_x, p_\mu, Y) &= \min \{ ru(x, \mu) - \mathcal{L}(\mu, p_x, p_\mu, Y), p_x - 1 \} \\ &= F(x, \mu, u, p_x, p_\mu, Y). \end{aligned}$$

Finally, V^K is bounded from above (by V) and monotonically increasing, and hence converging to some function V^∞ as $K \rightarrow \infty$. Moreover, V^K satisfies

$$F^K(x, \mu, V^K, V_x^K, V_\mu^K, D^2 V^K) = 0,$$

so, by the viscosity stability property, V^∞ is a viscosity solution to $F = 0$, and, by the comparison theorem, $V^\infty \equiv V$.

Thanks to this approximation of the state dynamics, it holds that in any given space discretization, the transition rate between states is bounded away from zero. This means that the continuous-time Markov chain on the discretized space can be reduced to a discrete-time Markov chain (cf., e.g., [35]). Thus, after a suitable space discretization, the problem is solved using standard methods of policy iteration that are known to converge. The convergence to V^K of the solution to the discretized problem can be also be shown with standard viscosity methods.

Let \mathcal{D} be a discretization of \mathcal{O} consisting of N points, and let $\mathcal{L}_\mathcal{D}^\ell$ be a corresponding discretization of the terms from (3) involving V^K , i.e. $rV^K - \mathcal{L}V^K + \ell V_x^K$. Then, starting with any control ℓ_0 , the policy iteration scheme with tolerance⁶ $\tau \geq 0$ is given by the following steps:⁷

⁶Note that the policy iteration scheme halts even for $\tau = 0$.

⁷Since we solve in a bounded domain, some care has to be taken at the boundaries. However, thanks to the condition given on κ , it is natural to impose a reflecting boundary along the μ -directions, provided the domain is large enough. Moreover, the (approximately) optimal policy is expected to naturally reflect at the upper x -boundary, provided the domain is large enough to contain the no-dividend region. For these reasons, the precise choice of boundary condition is of relatively small importance, if \mathcal{D} is chosen appropriately.

Policy iteration algorithm (step i)

1. Compute $V_i \in \mathbb{R}^N$ such that

$$\sum_{(x', \mu') \in \mathcal{D}} \mathcal{L}_{\mathcal{D}}^{\ell_i}(x, \mu, x', \mu') V_i(x', \mu') - \ell_i = 0, \quad \forall (x, \mu) \in \mathcal{D}.$$

Halt if $\sup |V_i - V_{i-1}| \leq \tau$.

2. For each $(x, \mu) \in \mathcal{D}$, compute $\ell_{i+1}(x, \mu)$ according to

$$\ell_{i+1}(x, \mu) \in \arg \min_{\hat{\ell} \in [0, K]} \left(\sum_{(x', \mu') \in \mathcal{D}} \mathcal{L}_{\mathcal{D}}^{\hat{\ell}}(x, \mu, x', \mu') V_i(x', \mu') - \hat{\ell} \right).$$

3. Return to step (i).
-

Remark 4.1. In the algorithm above, the second step is computationally the most difficult. In general, there is no known structure to be used, so it often has to be solved by brute force. Luckily, however, the problems given for each (x, μ) are fully independent, and the step can thus be entirely parallelized. Thanks to this, the computational burden can be partly mitigated.

4.1 Results and comparative statics

What follows is an account of an implementation of the scheme for the Ornstein–Uhlenbeck model

$$d\mu_t = k(\bar{\mu} - \mu) dt + \tilde{\sigma} d\tilde{W}_t.$$

The resulting dividend policies are presented in Figure 3, with $k = 0.5$, $\bar{\mu} = 0.15$, and $\tilde{\sigma} = 0.3$ (left) as well as $\tilde{\sigma} = 0.1$ (right). The other parameter choices are $\sigma = 0.1$, $\rho = 0$, and $r = 0.05$. The white regions indicate dividend payments or liquidation, i.e., $V_x = 1$ and $dL > 0$, whereas the black regions indicate that the firm retains all its earnings, i.e., $rV - \mathcal{L}V = 0$ and $dL = 0$. The figures show the (approximately) optimal policy, from which the value function can be obtained by solving a linear system of equations.

Figure 4 shows the effect of changing one parameter at a time. The figures presented here have been generated for $\tau = 0$, without parallelization on an ultrabook laptop.⁸ On this system, the computations took around 10 minutes⁹ at this resolution, and were observed to converge. Varying the parameters does not seem to change the qualitative properties significantly. The parameter $\tilde{\sigma}$ primarily changes the width of the band region; k and $\bar{\mu}$ affect the size and extension into the region of negative μ ; σ changes the height;

⁸Intel Core i7-7600U, 1866MHz LPDDR3.

⁹For the left solution in Figure 3 (same as ‘default’ values from Figure 4), the runtime was just short of 8 minutes on a 1000×1000 grid without parallelization. A more modest grid size of 300×300 runs in 7 seconds on the same hardware. All computations were generated with a starting point with ‘no information’, i.e., ℓ identically zero.

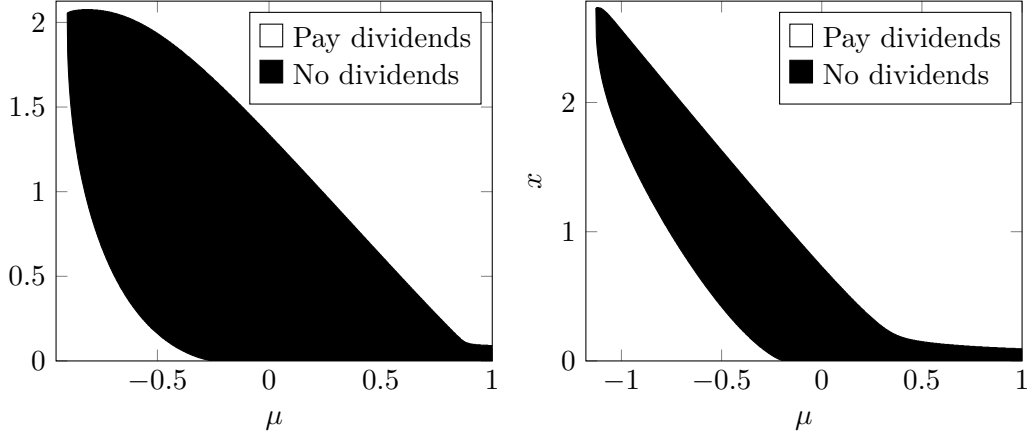


Figure 3: The black region corresponds to $dL = 0$, whereas the white region corresponds to $dL > 0$. The latter case is interpreted as either dividend payments or liquidation, depending on the position in the state space, see Figure 1.

and finally ρ influences the shape. Note that although the free boundary is nonmonotone in $\tilde{\sigma}$ for x right below 2, it is monotone for smaller x .

5 A source of intuition: the deterministic problem

When the two parameters σ and $\tilde{\sigma}$ are zero, the problem can be solved explicitly for a mean-reverting $\kappa(\mu) = k(\bar{\mu} - \mu)$, with $k, \bar{\mu} > 0$. The solution of this deterministic problem provides intuition for the solution of the stochastic problem.

Since $(\mu_t)_{t \geq 0}$ is mean-reverting to the positive value $\bar{\mu}$, it will never attain negative values once it has been positive. In particular, solving the ODE describing the dynamics of $(\mu_t)_{t \geq 0}$ yields

$$\mu_t = \bar{\mu} + (\mu - \bar{\mu})e^{-kt}.$$

We will treat the cases $\mu \geq 0$ and $\mu < 0$ separately.

If $\mu \geq 0$, the firm is always profitable, and does not default at $x = 0$ unless $\mu < 0$. Therefore, there is no need for a cash buffer, so it is optimal to pay all the initial cash reserves immediately. Thereafter, cash from μ is paid out as it flows in. The value of paying the incoming earnings as dividends is

$$\int_0^\infty e^{-rt} \mu_t dt = \int_0^\infty \bar{\mu} e^{-rt} + (\mu - \bar{\mu}) e^{-(k+r)t} dt = \frac{\bar{\mu}}{r} + \frac{\mu - \bar{\mu}}{r + k}. \quad (4)$$

Hence, for $\mu \geq 0$, the value is given by

$$V(x, \mu) = x + \frac{\bar{\mu}}{r} + \frac{\mu - \bar{\mu}}{r + k}.$$

On the other hand, if the cash flow starts at a negative level, it will eventually reach a positive state, but the question is whether the firm is able to absorb the cumulated

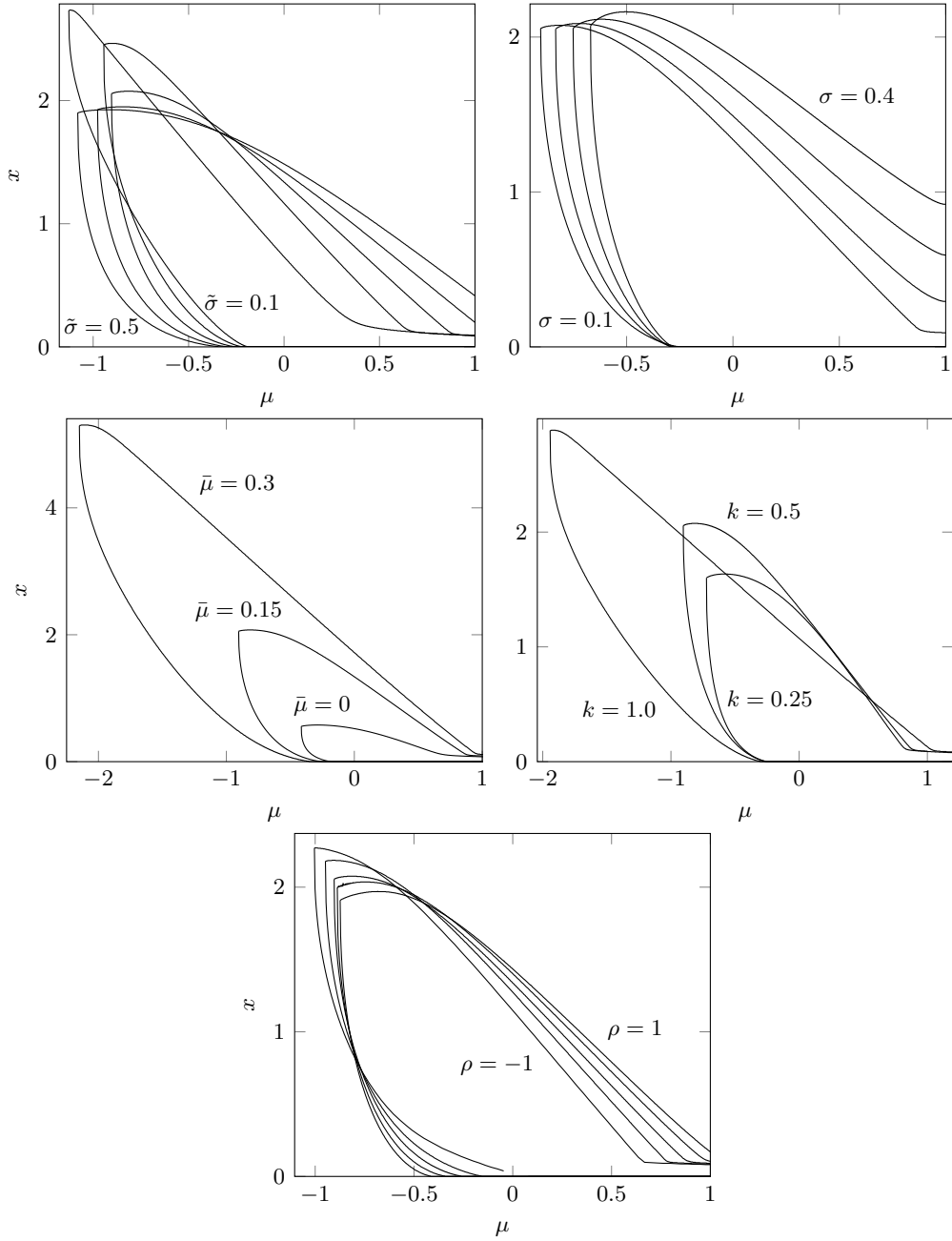


Figure 4: Comparative statics. Apart from for the parameter being varied, the chosen values were $r = 0.05$, $k = 0.5$, $\bar{\mu} = 0.15$, $\bar{\sigma} = 0.3$, $\sigma = 0.1$, and $\rho = 0$. The parameter varied is indicated in the respective figure. The values considered were $k = 0.25, 0.5, 1.0$, $\bar{\mu} = 0.0, 0.15, 0.3$, $\bar{\sigma} = 0.1, 0.2, 0.3, 0.4, 0.5$, $\sigma = 0.1, 0.2, 0.3, 0.4$, and $\rho = -1.0, -0.5, 0.0, 0.5, 1.0$. To address the effect of the boundary conditions, most calculations were run on a larger domain than plotted here. The lower boundary for $\rho = -1.0$ displayed signs of numerical instability around the origin and has therefore not been plotted in this region.

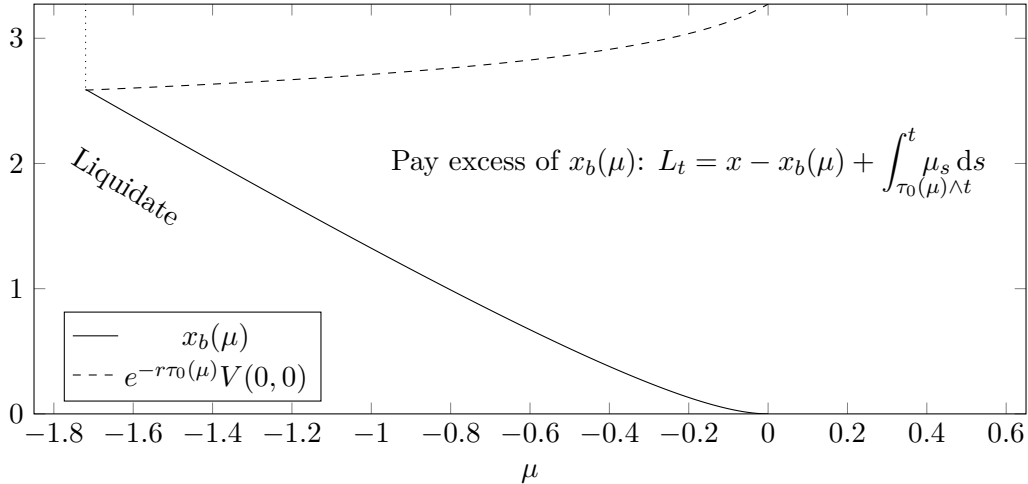


Figure 5: The value $x_b(\mu)$ is the cost of waiting for positive cash flow, whereas $e^{-r\tau_0(\mu)}V(0,0)$ is the present value of the future positive cash flow. For μ below the level at which these coincide, liquidation is thus optimal. Liquidation is also optimal when $x < x_b(\mu)$.

losses before then. If it can, are those losses larger than future earnings? More precisely, the company could face ruin before it sees positive earnings, but even if it does not, the losses incurred could offset the value of the future positive cash flows. To address the first possibility, we calculate the minimum amount of cash needed to reach a positive cash flow before the time of ruin. Denote by τ_0 the time such that $\mu_{\tau_0} = 0$. This time can be found explicitly:

$$\tau_0 = \tau_0(\mu) = \frac{\ln\left(\frac{\bar{\mu}}{\bar{\mu}-\mu}\right)}{-k}.$$

The cumulative losses until a positive cash flow is reached are:

$$\int_0^{\tau_0(\mu)} \mu_t dt = \bar{\mu}\tau_0(\mu) + \frac{\mu - \bar{\mu}}{k}(1 - e^{-k\tau_0(\mu)}) = \bar{\mu}\tau_0(\mu) + \frac{\mu}{k}.$$

Hence, the initial cash level needs to be at least this high to survive until $\mu \geq 0$, i.e.,

$$V(x, \mu) = x, \quad \text{if } x < -\bar{\mu}\tau_0(\mu) - \frac{\mu}{k} =: x_b(\mu).$$

At an initial cash level x above $x_b(\mu)$, we identify two possible strategies: Either pay out dividends of size $x - x_b(\mu)$ and wait for $(\mu_t)_{t \geq 0}$ to reach 0, or perform a liquidation by paying out x . Which strategy is optimal depends on the cost of waiting and the value of future cash flows. Hence, for $x \geq x_b(\mu)$,

$$V(x, \mu) = \max\{x, x - x_b(\mu) + e^{-r\tau_0(\mu)}V(0,0)\} = x + \max\{0, e^{-r\tau_0(\mu)}V(0,0) - x_b(\mu)\}.$$

Since x_b and τ_0 are both decreasing in μ , there exists a μ^* such that $e^{-r\tau_0(\mu^*)}V(0,0) = x_b(\mu)$, so from the last term we see that if $\mu \leq \mu^*$, it is optimal to liquidate regardless of

the cash level. In the model, this corresponds to paying all cash reserves as dividends at time $t = 0$, yielding the value $V(x, \mu) = x$.

With $x_b(\mu) = 0$ for $\mu \geq 0$, we have proved the following result:

Theorem 5.1. There exist thresholds $x_b(\mu)$ and μ^* such that

- it is optimal to liquidate immediately if $\mu \leq \mu^*$;
- it is optimal to liquidate immediately if $x < x_b(\mu)$;
- if $x \geq x_b(\mu)$ and $\mu \geq \mu^*$, it is optimal to immediately pay the excess $x - x_b(\mu)$ and thereafter all earnings as they arrive.

This is the same type of structure we observe in the numerical solutions. The deterministic solution suggests that liquidation is optimal for two different reasons: When μ is very negative, the firm can not expect to recover the initial ‘investment’ x even if it avoids ruin, suggesting that the cash flow represents a poor business opportunity. On the other hand, for initial points (x, μ) below the solid line in Figure 5, the net present value of the cash flow net of the investment x is positive, but the firm foresees a liquidity crisis at $\tau_0(\mu)$. This future liquidity crisis could be avoided with more initial capital. However, lacking the extra funds, the optimal decision is immediate liquidation.

6 Model extensions

In this section we present a few model extensions that we study numerically. The numerical method used is the same as in Section 4, but in the case of fixed costs, a slight generalization of the approximation of controls is necessary, due to the non-local behavior, as mentioned below.

6.1 Equity issuance

A firm in need of liquidity could see itself issuing equity to outside investors. In the sequel, we assume that this happens whenever desired, but at a cost. We consider two costs: one cost λ_p *proportional* to the capital received and one *fixed cost* λ_f which is independent of the amount of equity issued. Mathematically, we follow the model in [16] and write

$$dX_t = \mu_t dt + \sigma dW_t - dL_t + dI_t,$$

where $I = (I_t)_{t \geq 0}$, just like L , is an adapted, increasing, RCLL control process. We allow for the costs to be μ -dependent,¹⁰ and write $\lambda_p(\mu_t)$ and $\lambda_f(\mu_t)$. For emphasis, we keep this dependence explicit.

The figures presented in this section are generated with the Ornstein–Uhlenbeck model

$$d\mu_t = k(\bar{\mu} - \mu) dt + \tilde{\sigma} d\tilde{W}_t$$

¹⁰This reflects the fact that a more profitable company (higher μ) typically has better access to financial markets.

for $k = 0.5$, $\bar{\mu} = 0.15$, and $\tilde{\sigma} = 0.3$. The other parameter choices are $\sigma = 0.1$, $\rho = 0$, and $r = 0.05$.

6.1.1 Proportional issuance costs

If the costs are purely proportional, i.e., $\lambda_f = 0$, the payoff corresponding to any two controls L and I is

$$J(x, \mu; L, I) = \mathbb{E} \left[\int_0^{\theta(L, I)} e^{-rt} (dL - (1 + \lambda_p(\mu_t)) dI)_t \right],$$

where $\theta(L, I)$ is the first time the process X becomes negative. In this case, the DPE bears great resemblance to that of the original model, since issuance simply has the opposite effect of dividend payments:

$$\min\{rV - \mathcal{L}V, \quad V_x - 1, \quad 1 + \lambda_p(\mu) - V_x\} = 0.$$

The interpretation is that the state space consists of three different regions defined by the optimal action: pay dividends, issue equity, or doing neither. Equity is thus issued whenever $V_x(x, \mu) = 1 + \lambda_p(\mu)$. This means that issuance occurs whenever the marginal value is equal to the marginal cost.

Since issuance is costly and can be done at any time, it is optimal to only issue equity at points where ruin would otherwise be reached, i.e., where $x = 0$. However, whether to do so at the boundary depends on the current profitability. Indeed, as seen in Figure 6, equity is only issued when the profitability is above a certain level, below which we still see the band structure of the original problem.

6.1.2 Fixed issuance costs

On the other hand, if the fixed cost is nonzero, we can assume, without loss of generality, that

$$I_t = \sum_{k=1}^{\infty} i_k 1_{\{t \geq \tau_k\}},$$

for some strictly increasing sequence of stopping times τ_k and positive \mathcal{F}_{τ_k} -measurable random variables i_k . The stopping times are interpreted as issuance dates, and the random variables as the issued equity. If I_t could not be written in this form, it would imply infinite issuance frequency, which would, because of the fixed cost, come at infinite cost. This form is therefore a natural restriction, and the corresponding payoff functional is given by

$$J(x, \mu; L, I) = \mathbb{E} \left[\int_0^{\theta(L, I)} e^{-rt} dL_t - \sum_{k=1}^{\infty} e^{-r\tau_k} (\lambda_f(\mu_t) + \lambda_p(\mu_t) i_k) 1_{\{\tau_k < \theta(L, I)\}} \right].$$

The value function given by this problem is then the solution to the following nonlocal DPE:

$$\min \left\{ rV - \mathcal{L}V, \quad V_x - 1, \quad V(x, \mu) - \sup_{i \geq 0} \left(V(x + i, \mu) - \lambda_p i - \lambda_f \right) \right\} = 0.$$

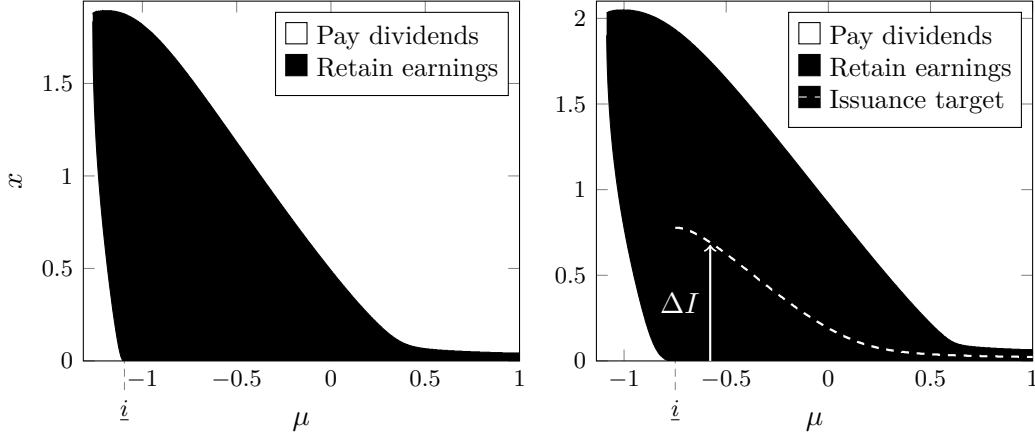


Figure 6: In the left figure, proportional issuance costs start at 34 % for low μ and decaying to 25 %. Equity is issued according to local a time at the boundary $x = 0$ where otherwise ruin would occur, and no equity is issued below $\underline{i} = -1.0953$. In the right figure fixed costs are present, starting at 0.14 decaying to 0.06 as a function of μ . Again, equity is only issued at the boundary, and no equity is issued below $\underline{i} = -0.7493$. The dashed white line indicates the cash reserve level after issuance, i.e., how much equity was issued.

The last conditions states that the value at any given point is at least equal to the value in any point after issuance less the issuance costs.

Just like for proportional costs, issuance optimally only occurs at the boundary. However, with fixed costs, the amount of equity issued is now larger in order to avoid incurring another fixed cost soon in the future. The magnitude is presented as the issuance target in Figure 6. Note that, the numerical method employed in the fixed cost case can be interpreted as the issuance structure in [24] where the arrival of investors might not coincide with the desire for equity issuance. The approximation parameter K from the singular case will here describe the arrival rate of investors, and the value V is the limit when the investor arrival rate tends to infinity. This same approximation scheme is presented for another problem in [4] and turns out to be very accurate.

By letting the fixed cost grow sufficiently fast in $-\mu$, one can obtain substantially different issuance policies. As shown in Figure 7, such structure can have a wave-like shape, not dissimilar to the shape of the continuity region. This seems to indicate two factors at play: Either one issues equity as a last resort at $x = 0$, or at an earlier time in fear of higher issuance costs in the future. Moreover, in this regime, the target points no longer constitute a continuous line, but instead has a jump discontinuity to the right of the gray region.

6.2 Gambling for resurrection

In Figure 3, we see that in the band region the solution first grows as x (liquidation region) and then reaches the region where $V_x > 1$ (retain earnings region). We thus

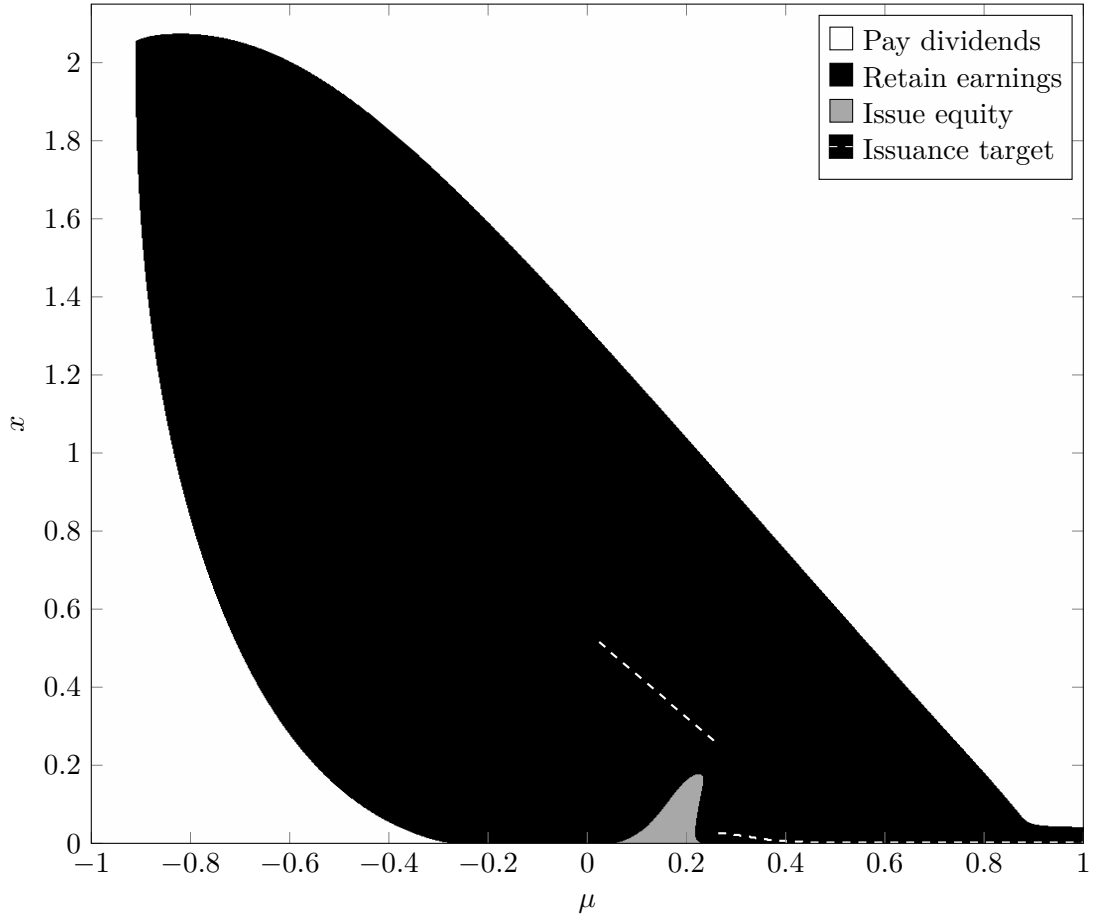


Figure 7: When issuance costs are sufficiently high for negative μ , it is optimal to issue equity away from the boundary $x = 0$.

observe that the value function is not necessarily concave in the x -direction. However, it is sometimes argued that concavity is desirable, because of the possibility to enter (fair) speculative strategies and thus receiving the average of surrounding points.¹¹ Such possibilities can be incorporated into the model by considering another control process $G = (G_t)_{t \geq 0}$ and cash reserves given by

$$X_t = x + \int_0^t \mu_t dt + \sigma W_t - L_t + G_t,$$

for processes of the form

$$G_t = \sum_{k=1}^{\infty} g_k 1_{\{t \geq \tau_k\}},$$

¹¹One example of such behavior by FedEx is described by Frock [20, Chapter 18], one of the firm's co-founders.

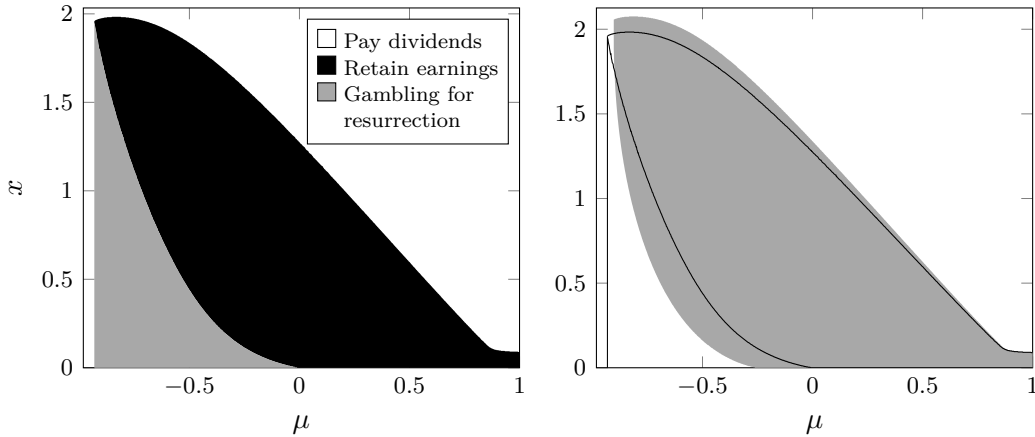


Figure 8: The figure on the left shows the model which allows gambling for resurrection. The figure on the right shows the model without gambling in gray, overlaid by the free boundaries of the gambling model in solid lines. When gambling is allowed, voluntary liquidation is no longer optimal in the ‘band region’. This is because entering a ‘lottery’ gives a chance of reaching a higher point in the no activity region, thus concavifying the problem.

for some sequence of predictable stopping times and \mathcal{F}_{τ_k} -measurable random variables g_k ¹² satisfying $\mathbb{E}[g_k] = 0$ and $X_{\tau_k-} + g_k \geq 0$ P -a.s. This leads to the DPE

$$\min\{rV - \mathcal{L}V, \quad V_x - 1, \quad -V_{xx}\} = 0,$$

from which the last conditions makes it directly clear that the value function is now concave. However, as seen in Figure 8, this is not the concave envelope in the x -direction, since the *retain earnings region* shifts in the μ -direction. The cause of this is that gambling occurs in what otherwise would have been the no-dividend region, thus affecting the solution in the μ -direction through the elliptic operator \mathcal{L} .

7 Concluding comments

In this paper, we have studied an optimal dividend problem where the profitability of the firm is stochastic. In this context, we have given a comparison result for general dynamics as well as outlined a numerical algorithm to compute the solution. The convergence of the numerical method is a consequence of the comparison result.

The numerical solution indicates that the problem exhibits both barrier and band structure, depending on the current profitability. The band structure is especially interesting, since it is unusual for Brownian dynamics. We also prove that when the profitability falls below a certain threshold, liquidation becomes optimal. Although mean

¹²One possible interpretation of g_k is to think of it as a forward contract. More precisely, it should be interpreted as the limit when the forward contract can be entered with arbitrarily short maturity.

reversion indicates that the profitability of the company will improve over time, that is not enough; when the initial profitability is too low, the expected cumulative losses are too large to be covered by the future income, so immediate closure is optimal.

The flexibility of the numerical method from Section 4 allows us to numerically study a number of extensions to our original model. The extended models allow for issuance with proportional and/or fixed costs as well as the possibility of gambling for resurrection. This last extension provides a way to concavify the problem (in the x -dimension) by giving the firm the opportunity of entering fair bets.

8 Proofs

This section is dedicated to the proofs of previous sections. We begin with a result that is needed in multiple proofs. It is proven under slightly stronger assumptions, which turn out to be satisfied without loss of generality where the lemma is needed.

Lemma 8.1. If, in addition to Assumption 3.2, $\inf \mathcal{M} > -\infty$ or $\mu \in O(\kappa(\mu))$ as $\mu \rightarrow -\infty$, there exists a sublinearly growing function H and a constant C such that, for any stopping time τ ,¹³

$$\mathbb{E} \left[\max_{0 \leq t \leq \tau} |\mu_t^0| \right] \leq C \mathbb{E}[H(\tau)].$$

Proof. We will use the result by Peskir [34] to obtain a function H which is sublinearly growing. For some $c \in \mathcal{M}^o$, let

$$S'(\mu) = \exp \left(-2 \int_c^\mu \frac{\kappa(\nu)}{\tilde{\sigma}(\nu)^2} d\nu \right)$$

and

$$m(d\nu) = \frac{2 d\nu}{S'(\nu) \tilde{\sigma}(\nu)^2}.$$

Finally, define

$$F(\mu) = \int_c^\mu m((c, \nu]) S'(\nu) d\nu.$$

Note that by the assumptions of the statement, κ and $\tilde{\sigma}$ behave analogously for large positive and negative μ , so, without loss of generality, we may consider only positive values of μ . In particular, for large μ , $S'(\mu)$ grows as $\exp(a\mu^\gamma)$ for some $a > 0$ and $\gamma \geq 1$, and we are done if we can verify the following condition:

$$\sup_{\mu > c} \left(\frac{F(\mu)}{\mu} \int_\mu^\infty \frac{d\nu}{F(\nu)} \right) < \infty.$$

¹³Recall that $(\mu_t^0)_{t \geq 0}$ is the process started in 0.

All involved functions are continuous, so we are done if it has a finite limit (or is negative) as $\mu \rightarrow \infty$. L'Hôpital's rule yields the fraction

$$\frac{\frac{d}{d\mu} \int_{\mu}^{\infty} \frac{d\nu}{F(\nu)}}{\frac{d}{d\mu} \frac{\mu}{F}} = \frac{F(\mu)}{\mu F'(\mu) - F(\mu)}.$$

If the denominator were bounded from above, Grönwall's inequality would imply linear growth of F , which contradicts the growth of S' . Hence, the expression is either negative (and we are done), or we may use l'Hôpital's rule again:

$$\frac{F'(\mu)}{\mu F''(\mu)} = \frac{S'(\mu)m((c, \mu])}{\frac{2\mu}{\tilde{\sigma}(\mu)^2} + \mu S''(\mu)m((c, \mu])} \xrightarrow{\mu \rightarrow \infty} 0,$$

since $S'(\mu)/\mu S''(\mu) = \tilde{\sigma}(\mu)^2/(-2\kappa(\mu)\mu) \rightarrow 0$. Thus, with $H = F^{-1}$, [34] allows us to conclude that

$$\mathbb{E} \left[\max_{0 \leq s \leq \tau} |\mu_s| \right] \leq C \mathbb{E}[H(\tau)], \quad (5)$$

for some constant C and any stopping time τ . In particular, for $\tau = t$, the expression is finite and sublinearly growing in t . \square

8.1 Finiteness

In light of Lemma 8.1, the proof of the following theorem is natural.

Theorem 3.4. Under Assumption 3.2, the value function is finite.

Proof. Since $X_t^{(x, \mu), L} \geq 0$ for $t \leq \theta^{(x, \mu)}(L)$,

$$L_t \leq x + \int_0^t |\mu_s| ds + \sigma W_t \leq x + |\mu_0|t + \int_0^t |\mu_s^0| ds + \sigma W_t.$$

Note that this bound is uniform in L . Hence, it follows from Lemma 8.1 that

$$V(x, \mu) \leq x + \frac{|\mu_0|}{r} + \int_0^{\infty} e^{-rt} \mathbb{E}[|\mu_t^0|] dt < \infty.$$

\square

8.2 Liquidation threshold

Before we present the proof of Theorem 3.5, we present an auxiliary problem whose properties are especially useful to prove the existence of a liquidation threshold.

Consider the case where L is not restricted to be nondecreasing. This means that shareholders may inject new cash into the firm at no cost. In that case, cash reserves are useless and x must be distributed right away:

$$V_a(x, \mu) = x + V_a(\mu),$$

where the auxiliary function V_a is given by

$$V_a(\mu) = \sup_{\tau} \mathbb{E} \left[\int_0^{\tau} e^{-rt} \mu_t dt \right].$$

The liquidation time τ is chosen freely by the shareholders of the firm. This is a real option problem (see for example [17]). Intuitively, the owners of the firm exert the liquidation option when the profitability μ falls below a (negative) threshold μ^* , provided $(\mu_t)_{t \geq 0}$ can reach such a point. In particular, V_a and μ^* satisfies the following boundary value problem:

$$rV_a(\mu) - \kappa(\mu)V_a'(\mu) - \frac{\tilde{\sigma}(\mu)^2}{2}V_a''(\mu) = \mu,$$

subject to

$$V_a(\mu^*) = V_a'(\mu^*) = 0.$$

The second part of this theorem characterizes an optimal liquidation time. This proves useful in the original problem since $V(x, \mu) \leq V_a(x, \mu)$, thus showing that $V(x, \mu) \equiv x$ for levels of μ below some threshold.

Lemma 8.2. When dividends can be of arbitrary sign, the optimal policy for shareholders is to immediately distribute the initial cash reserves at $t = 0$, and to maintain them at zero forever by choosing $dL_t = \mu_t dt + \sigma dW_t$. If \mathcal{M} has no lower bound, there exists a μ^* such that the firm is liquidated when profitability falls below the threshold μ^* : $\tau = \inf\{t > 0 : \mu_t \leq \mu^*\}$ is a maximizer.

Proof. Suppose L be any strategy for which $X_t^L \geq 0$ until some (liquidation) time τ . Then define

$$L'_t = L_t + X_t^L.$$

Since X_t^L is nonnegative until τ , it is clear that $X_t^{L'} = 0$ and that $L'_t \geq L_t$ for $t \leq \tau$. Hence, L' is admissible whenever L is, and it also produces a higher payoff.

It remains to prove the existence of μ^* . If \mathcal{M} has no lower bound, but κ is not growing linearly as $\mu \rightarrow -\infty$, consider instead of $(\mu_t)_{t \geq 0}$ another process with the same $\tilde{\sigma}$, but which also fulfills this growth condition. The corresponding value function dominates our original one, so it is enough to prove it in this case.

Setting $dL_t = \mu_t dt + \sigma dW_t$ until a stopping time τ yields

$$J(x, \mu; L) = x + \mathbb{E} \left[\int_0^{\tau} e^{-rt} \mu_t dt \right] + \mathbb{E} \left[\int_0^{\tau} e^{-rt} \sigma dW_t \right].$$

Since the last term is zero, the value function is obtained by maximizing over τ :

$$V(x, \mu) = x + \sup_{\tau} \mathbb{E} \left[\int_0^{\tau} e^{-rt} \mu_t dt \right] = x + V_a(\mu).$$

We now try to find a point in which V_a is 0. Consider the equation

$$\min \left\{ -\mu + r\phi - \kappa(\mu)\phi' - \frac{1}{2}\tilde{\sigma}(\mu)^2\phi'', \phi \right\} = 0, \quad (6)$$

and suppose it has a solution which never touches 0, i.e. $\phi > 0$. Then,

$$\phi(\mu) = \mathbb{E} \left[\int_0^\infty e^{-rt} \mu_t dt \right] = \int_0^\infty e^{-rt} \mathbb{E}[\mu_t] dt.$$

Using Itô's formula, the bounds on κ and $\tilde{\sigma}$, as well as (5), for $\mu < 0$, we obtain

$$\mathbb{E}[\mu_t] \leq \mu + \int_0^t C_1 \left(1 + \mathbb{E} \left[\sup_{0 \leq s \leq t} |\mu_s^0| \right] \right) ds \leq \mu + tC_2(1 + H(t)),$$

for some constants C_1 and C_2 . Hence,

$$\phi(\mu) \leq \int_0^\infty e^{-rt} (\mu + C_2 H(t)) dt \leq \frac{\mu}{r} + C_3,$$

for another constant C_3 . Thus, $\phi(\mu) \rightarrow -\infty$ as $\mu \rightarrow -\infty$, which contradicts that $\phi \geq 0$. We conclude that a solution ϕ must indeed touch 0.

Finally, we are done if V_a satisfies the dynamic programming equation (6). By Lemma 8.1 and [30], the optimal stopping time is the hitting time of $A_0 = \{\mu : V_a(\mu) = 0\} \neq \emptyset$. Hence, the function is smooth everywhere, except possibly at $\mu^* := \sup A_0$. However, since $\tilde{\sigma}$ never vanishes, an argument analogous to in the proof of Theorem 8.4 yields continuity also at μ^* , from which (6) can be derived. \square

Theorem 3.5. If \mathcal{M} has no lower bound, there exists a value μ^* such that it is optimal to liquidate immediately whenever $\mu \leq \mu^*$, i.e. $V(x, \mu) \equiv x$.

Proof. Until the time of ruin $\theta(L)$, $L_t \leq x + \int_0^t \mu_s ds + \int_0^t \sigma dW_s$. Hence, by stochastic integration by parts,

$$V(x, \mu) = \sup_{L \in \mathcal{A}(x, \mu)} \mathbb{E} \left[\int_0^{\theta(L)} e^{-rt} dL_t \right] \leq x + \sup_{L \in \mathcal{A}(x, \mu)} \mathbb{E} \left[\int_0^{\theta(L)} e^{-rt} \mu_t dt \right] + \mathbb{E} \left[\int_0^{\theta(L)} e^{-rt} \sigma dW_t \right].$$

First observe that the last term is equal to 0. Then, since the second term is smaller than or equal to $V_a(\mu)$, the result is a direct consequence of Theorem 8.2. \square

8.3 Continuity

When proving the continuity of the value function, we need the following weak form of a dynamic programming *inequality*:

Lemma 8.3. For any control L and stopping time τ with values between 0 and $\theta(L)$,

$$\mathbb{E} \left[\int_\tau^{\theta(L)} e^{-rt} dL_t \middle| \mathcal{F}_\tau \right] \leq e^{-r\tau} \bar{V}(X_\tau, \mu_\tau), \quad P\text{-a.s.}, \quad (7)$$

where \bar{V} denotes the upper-semicontinuous envelope of V .

Proof. By the definition of J ,

$$\mathbb{E} \left[\int_{\tau}^{\theta(L)} e^{-r(t-\tau)} dL_t \middle| \mathcal{F}_{\tau} \right] = J(X_{\tau}, \mu_{\tau}; L_{\cdot+\tau}) \leq V(X_{\tau}, \mu_{\tau}) \leq \bar{V}(X_{\tau}, \mu_{\tau}), \quad P\text{-a.s.}$$

From this, the lemma follows directly. \square

The necessity of this lemma stems from the a priori lack of the dynamic programming principle and the measurability of V . This inequality is very related to the weak dynamic programming principle [12] which also establishes a similar inequality in the other direction. However, as seen in the proof above, this equality is more primitive than that in the other direction.

The measurability issues are arguably the most notable obstacles in establishing the dynamic programming principle. However, for continuous value functions, proofs of the dynamic programming principle are well known [19]. For the general case, we once again refer to [28, 29].

In this section we establish the continuity of the value function, from which the dynamic programming principle then follows.

Theorem 8.4. The value function is continuous at $x = 0$.

Proof. Let $\{(x^n, \mu^n)\}_{n \geq 1}$ be a sequence converging to $(0, \mu^\infty)$. Without loss of generality, assume $x^n > 0$ converges monotonically to 0. Since $V \equiv 0$ at $x = 0$, it is sufficient to consider monotonically decreasing sequences in μ , by monotonicity in μ . For simplicity, also assume that $x^1 < 1$ and $|\mu^1 - \mu^\infty| < 1$.

Let τ be any strictly positive, bounded stopping time such that for $t \leq \tau$, $\mu_t^{\mu^1} \leq |\mu^\infty| + 1$ and $X_t^{(x^1, \mu^1), 0} \leq 1$, P -a.s for the uncontrolled process corresponding to $L = 0$. Hence, we also have $X^{(x^n, \mu^n), L} \leq X^{x^1, \mu^1, 0} \leq 1$ for all $n \in \mathbb{N}$ and dividend processes L .

Starting with the definition of the value function, one obtains

$$\begin{aligned} V(x^n, \mu^n) &= \sup_{L \in \mathcal{A}(x^n, \mu^n)} \mathbb{E} \left[\int_0^{\tau \wedge \theta_n(L)} e^{-rt} dL_t + 1_{\{\tau < \theta_n(L)\}} \int_{\tau \wedge \theta_n(L)}^{\theta_n(L)} e^{-rt} dL_t \right] \\ &\leq \sup_{L \in \mathcal{A}(x^n, \mu^n)} \mathbb{E} \left[\int_0^{\tau \wedge \theta_n(L)} e^{-rt} dL_t + 1_{\{\tau < \theta_n(L)\}} \int_0^{\theta_n(L)} e^{-rt} dL_t \right] \\ &\leq \sup_{L \in \mathcal{A}(x^n, \mu^n)} \mathbb{E} \left[x^n + (|\mu^\infty| + 1)(\tau \wedge \theta_n(L)) + V(1, |\mu^\infty| + 1) 1_{\{\tau < \theta_n(L)\}} \right] \\ &\leq x^n + (|\mu^\infty| + 1)E[\tau \wedge \theta_n(0)] + V(1, |\mu^\infty| + 1)P[\tau < \theta_n(0)]. \end{aligned}$$

Now make the observation that,

$$\{\tau < \theta_{n+1}(0)\} \subseteq \{\tau < \theta_n(0)\}.$$

Since $\sigma > 0$, $\theta_n(0) \rightarrow 0$ P -a.s., and therefore

$$\lim_{n \rightarrow \infty} P[\tau < \theta_n(0)] = P \left(\lim_{n \rightarrow \infty} \{\tau < \theta_n(0)\} \right) = P[\tau \leq 0] = 0.$$

By letting $n \rightarrow \infty$, we obtain $\lim_n V(x^n, \mu^n) \leq (|\mu^\infty| + 1)E[\tau]$, but since τ can be chosen arbitrarily small, we conclude that

$$\lim_{n \rightarrow \infty} V(x^n, \mu^n) \leq 0.$$

Since V is non-negative and zero where $x = 0$,

$$\lim_{n \rightarrow \infty} V(x^n, \mu^n) = 0 = V(0, \mu^\infty).$$

□

Lemma 8.5. For each starting point (x, μ) , the payoffs $\int_0^{\theta(L)} e^{-\gamma t} dL_t$ for strategies L are uniformly bounded in $\|\cdot\|_{L^1(\Omega)}$ for any $\gamma > 0$.

Proof. Without loss of generality, we may assume that $\mu \in O(\kappa(\mu))$ as $\mu \rightarrow -\infty$, since this yields a larger or equally large process μ_t , and therefore also $\int_0^{\theta(L)} e^{-\gamma t} dL_t$. Integration by parts yields

$$\begin{aligned} \int_0^{\theta(L)} e^{-\gamma t} dL_t &\leq x + \int_0^{\theta(L)} e^{-\gamma t} \mu_t dt + \int_0^{\theta(L)} e^{-\gamma t} \sigma(\mu_t) dW_t \\ &\leq x + \int_0^\infty e^{-\gamma t} |\mu_t| dt + \sup_T \int_0^T e^{-\gamma t} \sigma(\mu_t) dW_t, \end{aligned}$$

where the sup is taken over stopping times T . This provides the L -independent bound if it has finite expectation.

The expectation of the first integral is finite, since, by Lemma 8.1,

$$\mathbb{E} \left[\int_0^\infty e^{-\gamma t} |\mu_t| dt \right] \leq \int_0^\infty e^{-\gamma t} H(t) dt < \infty.$$

Similarly, by Doob's inequality, Itô isometry and Lemma 8.1, we obtain, for some C ,

$$\mathbb{E} \left[\left(\sup_T \int_0^T e^{-\gamma t} \sigma(\mu_t) dW_t \right)^2 \right] \leq 2 \int_0^\infty e^{-2\gamma t} C (1 + H(t)) dt < \infty.$$

□

Theorem 3.6. The value function is continuous everywhere.

Proof. Consider a sequence (x^n, μ^n) which is non-decreasing in both coordinates and converges to some point (x^∞, μ^∞) . The goal is to show that $V(x^\infty, \mu^\infty) - \varepsilon \leq \lim_{n \rightarrow \infty} V(x^n, \mu^n)$ for any $\varepsilon > 0$. For the sake of readability, we introduce some notation: Let $\theta^n(L)$ be the ruin time of starting in (x^n, μ^n) and using the dividend policy L , and let $X^{n,L} = X^{(x^n, \mu^n), L}$ be the process associated with the starting point (x^n, μ^n) and dividend process L .

Denote by L^∞ an ε -optimal strategy starting in (x^∞, μ^∞) . As L^∞ is the only strategy appearing in the first part of the proof, let θ^n and X^n are shorthand $\theta^n(L^\infty)$ and X^{n, L^∞} respectively. Then, since $\Delta L_{\theta^n}^\infty = X_{\theta^n-}^n + \Delta L_{\theta^n}^\infty - X_{\theta^n-}^n$,

$$\begin{aligned} V(x^\infty, \mu^\infty) - \varepsilon &\leq \mathbb{E} \left[\int_{[0, \theta^n)} e^{-rt} dL_t^\infty \right. \\ &\quad \left. + e^{-r\theta^n} \left(X_{\theta^n}^n + \Delta L_{\theta^n}^\infty - X_{\theta^n-}^n \right) + \int_{(\theta^n, \theta^\infty]} e^{-rt} dL_t^\infty \right] \quad (8) \\ &\leq V(x^n, \mu^n) \\ &\quad + \mathbb{E} \left[e^{-r\theta^n} \left(\Delta L_{\theta^n}^\infty - X_{\theta^n-}^n \right) \right] + \mathbb{E} \left[\int_{(\theta^n, \theta^\infty]} e^{-rt} dL_t^\infty \right]. \end{aligned}$$

The middle term is needed to cover the case that θ^n occurs as a result of a jump in L^∞ . Note that it is non-negative, since either θ^n is caused by a jump larger than $X_{\theta^n-}^n$, or the latter is zero. We want to show that the last two terms tend to zero as n tends to infinity.

By Lebesgue's dominated convergence theorem (see Lemma 8.5),

$$\lim_{n \rightarrow \infty} \mathbb{E} \left[\int_{(\theta^n, \theta^\infty]} e^{-rt} dL_t^\infty \right] = \mathbb{E} \left[\lim_{n \rightarrow \infty} \int_{(\theta^n, \theta^\infty]} e^{-rt} dL_t^\infty \right]. \quad (9)$$

Note that the middle term is also dominated by an integrable expression, since it is itself dominated by the total discounted payoff of L^∞ . Hence, we may take the limit inside both of the expectations.

We will prove that the limits inside the expectations are 0 on the following set:

$$\begin{aligned} \Omega' &= \left\{ \sup_{L \in \mathcal{A}(x^\infty, \mu^\infty)} \int_0^{\theta^{(x^\infty, \mu^\infty)}(L)} e^{-rt} dL_t < \infty \right\} \\ &\cap \left\{ \mathbb{E} \left[\int_{(\theta^n, \theta^\infty]} e^{-rt} dL_t^\infty \middle| \mathcal{F}_{\theta^n} \right] \leq e^{-r\theta^n} \bar{V}(X_{\theta^n}^\infty, \mu_{\theta^n}^\infty), \forall n \in \mathbb{N} \right\}, \end{aligned}$$

where \bar{V} denotes the upper semicontinuous envelope of V . Note that by Lemma 8.1 and (7), $P(\Omega') = 1$. For any $\omega \in \Omega'$, consider the following two cases:

First, consider any strictly increasing, divergent subsequence $\theta^{n(k)} = \theta^{n(k)}(L^\infty)(\omega)$. Then,

$$\left(\int_{(\theta^{n(k)}, \theta^\infty]} e^{-rt} dL_t^\infty \right) (\omega) \leq e^{-r\theta^{n(k)}/2} \left(\int_{(\theta^{n(k)}, \theta^\infty]} e^{-rt/2} dL_t^\infty \right) (\omega) \xrightarrow{k \rightarrow \infty} 0,$$

because $\omega \in \Omega'$ ensures that the integral factor is bounded, and the exponential factor converges to 0. Moreover, since $\theta^{n(k)}$ is strictly increasing,

$$\sum_{k \in \mathbb{N}} e^{-r\theta^{n(k)}} \Delta L_{\theta^{n(k)}}^\infty(\omega) \leq \int_0^{\theta^\infty} e^{-rt} dL_t^\infty(\omega) < \infty,$$

which shows that the sum is convergent, so its terms must converge to zero. In other words,

$$\lim_{k \rightarrow \infty} e^{-r\theta^{n(k)}} \left(\Delta L_{\theta^{n(k)}}^\infty - X_{\theta^{n(k)}-}^n \right) \leq \lim_{k \rightarrow \infty} e^{-r\theta^{n(k)}} \Delta L_{\theta^{n(k)}}^\infty = 0.$$

On the other hand, let $\theta^{n(k)} = \theta^{n(k)}(L^\infty)(\omega)$ be a bounded subsequence. Then, since $\sup_k \theta^{n(k)}(\omega) < \infty$,

$$X_{\theta^{n(k)}-}^\infty - X_{\theta^{n(k)}-}^{n(k)} = x^\infty - x^{n(k)} + \int_0^{\theta^{n(k)}} \mu_t^\infty - \mu_t^{n(k)} dt \xrightarrow{k \rightarrow \infty} 0,$$

because of continuity with respect to initial points. Thus,

$$0 \leq \Delta L_{\theta^{n(k)}}^\infty - X_{\theta^{n(k)}-}^{n(k)} \leq X_{\theta^{n(k)}-}^\infty - X_{\theta^{n(k)}-}^{n(k)} \xrightarrow{k \rightarrow \infty} 0.$$

For the other term, first observe that

$$0 \leq X_{\theta_k}^\infty = X_{\theta_k-}^\infty - \Delta L_{\theta_k}^\infty + X_{\theta^{n(k)}-}^{n(k)} - X_{\theta^{n(k)}-}^{n(k)} \leq X_{\theta_k-}^\infty - X_{\theta^{n(k)}-}^{n(k)} \xrightarrow{k \rightarrow \infty} 0.$$

We wish to use the continuity of V , and therefore also of \bar{V} , at 0 to argue that

$$\lim_{k \rightarrow \infty} \bar{V} \left(X_{\theta^{n(k)}}^\infty(\omega), \mu_{\theta^{n(k)}}^\infty(\omega) \right) = 0.$$

Since V is increasing, it is sufficient to find a bound to $\mu_{\theta^{n(k)}}^\infty(\omega)$. Begin by considering the process $M_t^\infty = \sup_{0 \leq s \leq t} \mu_s^\infty$. Then, since $\theta^{n(k)}$ is a bounded sequence and M_t^∞ is continuous, $M_{\theta^{n(k)}}^\infty(\omega)$ is bounded by some constant C . Therefore, by Theorem 8.4,

$$\lim_{k \rightarrow \infty} \bar{V} \left(X_{\theta^{n(k)}}^\infty(\omega), \mu_{\theta^{n(k)}}^\infty(\omega) \right) \leq \lim_{k \rightarrow \infty} \bar{V} \left(X_{\theta^{n(k)}}^\infty(\omega), C \right) = \bar{V}(0, C) = 0.$$

By the preceding arguments, it holds that for any bounded subsequence and any divergent subsequence,

$$\left(e^{-r\theta^n} \left(\Delta L_{\theta^n}^\infty - X_{\theta^n-}^n \right) + \int_{(\theta^n, \theta^\infty]} e^{-rt} dL_t^\infty \right) (\omega)$$

converges to 0 for every $\omega \in \Omega'$. As a consequence of this, the whole sequence converges to 0, for every $\omega \in \Omega'$, i.e., P -a.s. Returning to (8), this yields

$$V(x^\infty, \mu^\infty) - \varepsilon \leq \lim_{n \rightarrow \infty} V(x^n, \mu^n) \leq V(x^\infty, \mu^\infty),$$

by monotonicity. Since this holds for any choice of $\varepsilon > 0$, equality is obtained.

Now let (x^n, μ^n) be non-increasing in both coordinates and converge to (x^∞, μ^∞) . Then, in the same manner as above,

$$\begin{aligned} & \lim_{n \rightarrow \infty} V(x^n, \mu^n) - \varepsilon \leq V(x^\infty, \mu^\infty) \\ & + \mathbb{E} \left[\lim_{n \rightarrow \infty} e^{-r\theta^\infty(L^n)} \left(\Delta L_{\theta^\infty(L^n)}^n - X_{\theta^\infty(L^n)}^\infty \right) \right] + \mathbb{E} \left[\lim_{n \rightarrow \infty} \int_{(\theta^\infty(L^n), \theta^n(L^n)]} e^{-rt} dL_t^n \right], \end{aligned}$$

for ε -optimal strategies L^n starting in (x^n, μ^n) . By analogous arguments,

$$\lim_{n \rightarrow \infty} V(x^n, \mu^n) = V(x^\infty, \mu^\infty).$$

As a final step, consider an arbitrary convergent sequence (x^n, μ^n) . By monotonicity,

$$V\left(\inf_{m \geq n} x_m, \inf_{m \geq n} \mu_m\right) \leq V(x^n, \mu^n) \leq V\left(\sup_{m \geq n} x_m, \sup_{m \geq n} \mu_m\right).$$

Since the sequences $(\inf_{m \geq n} x_m, \inf_{m \geq n} \mu_m)$ and $(\sup_{m \geq n} x_m, \sup_{m \geq n} \mu_m)$ are non-decreasing and non-increasing, respectively, it follows that

$$\lim_{n \rightarrow \infty} V(x^n, \mu^n) = V(x^\infty, \mu^\infty),$$

and V is continuous everywhere. \square

8.4 Comparison Principle

Lemma 8.6. If a function u is a viscosity subsolution to (2), then

$$\tilde{u}(x, \mu) := e^{-\eta x - \eta g(\mu)} u(x, \mu) \tag{10}$$

is a viscosity subsolution to

$$\begin{aligned} \min \left\{ \right. & \left(r - \eta \mu - \eta g'(\mu) \kappa(\mu) - \eta^2 \Sigma_{11} \right. \\ & \left. - \eta^2 g'(\mu)^2 \Sigma_{22} - \eta g''(\mu) \Sigma_{22} - 2\eta^2 g'(\mu) \Sigma_{12} \right) \tilde{V} \\ & - (\mu + \eta \Sigma_{11} + 2\eta g'(\mu) \Sigma_{12}) \tilde{V}_x \\ & - (\kappa(\mu) + \eta g'(\mu) \Sigma_{22} + 2\eta \Sigma_{12}) \tilde{V}_\mu \\ & \left. - \text{Tr} \Sigma D^2 \tilde{V}, \right. \\ & \left. \eta \tilde{V} + \tilde{V}_x - e^{-\eta x - \eta g(\mu)} \right\} = 0, \text{ in } \mathbb{R}_{>0} \times \mathcal{M}, \end{aligned} \tag{11}$$

for any given η and $g \in C^2(\mathbb{R})$. A corresponding statement is true for supersolutions.

Proof. Let u be a viscosity subsolution to (2). Let $\tilde{\varphi} \in C^2$ and (x_0, μ_0) be a local maximum of $\tilde{u} - \tilde{\varphi}$ where $(\tilde{u} - \tilde{\varphi})(x_0, \mu_0) = 0$. Finally, define

$$\varphi(x, \mu) := e^{\eta x + \eta g(\mu)} \tilde{\varphi}(x, \mu).$$

Then (x_0, μ_0) is also a local maximum of $u - \varphi$. Using the viscosity property of u and plugging in φ yields the viscosity property for \tilde{u} and the transformed equation (11). \square

Lemma 8.7. The parameter η and function g can be chosen in such a way that the coefficient of \tilde{V} in (11) is strictly positive.

Proof. Fix any large $y > 0$ and let g be a twice differentiable function with

$$g'(\mu) = \begin{cases} -\eta_-, & \text{if } \mu < -y, \\ \eta_+, & \text{if } \mu > y, \end{cases}$$

for strictly positive constants η_- and η_+ as well as $\mu \in [-y, y]^c$.¹⁴ For any such choice, the coefficient is strictly positive in $[-y, y]$, provided η is small enough. Moreover, with our choice of g , the condition reduces to

$$r - \eta(\mu + \eta_{\pm}\kappa(\mu)) - \eta^2(\Sigma_{11} + \eta_{\pm}^2\Sigma_{22} + 2\eta_{\pm}\Sigma_{12}) > 0, \quad \text{in } [-y, y]^c.$$

Note that the last two terms both grow at most linearly in μ , by the growth conditions on κ , $\tilde{\sigma}$, and σ . Furthermore, since κ is negative and linearly growing for large (positive) μ , we can choose η_+ such that $-(\mu + \eta_+\kappa(\mu))$ is linearly increasing. Then, for sufficiently small η , the whole expression is increasing, for large μ .

Similarly, if both η_- and η are chosen sufficiently small, the same is true also for large, negative μ . Hence, for such a choice of η and g , the coefficient is strictly positive. \square

Remark 8.8. Assumption 3.2 could possibly be generalized by finding strict supersolutions to the equation

$$r - \eta\mu - \eta g'(\mu)\kappa(\mu) - \eta^2\Sigma_{11} - \eta^2 g'(\mu)^2\Sigma_{22} - \eta g''(\mu)\Sigma_{22} - 2\eta^2 g'(\mu)\Sigma_{12} = 0,$$

since this is sufficient for the transformed equation to be proper.

Theorem 3.7 (Comparison). Let u and v be upper and lower semicontinuous, polynomially growing viscosity sub- and supersolutions of (2). Then $u \leq v$ for $(x, \mu) \in 0 \times \mathcal{M}$ implies that $u \leq v$ everywhere in $\mathcal{O} := \mathbb{R}_{\geq 0} \times \mathcal{M}$.

Proof of Theorem 3.7. Comparison is shown for the transformed DPE (11) with η chosen as in Lemma 8.7. Since the transformation (10) is sign-preserving, this is sufficient to establish comparison for (2) thanks to Lemma 8.6. For the sake of simpler presentation later on, (11) is shortened to

$$\min\{f\tilde{V} - f^x\tilde{V}_x - f^\mu\tilde{V}_\mu - \text{Tr}\Sigma D^2\tilde{V}, \\ \eta\tilde{V} + \tilde{V}_x - e^{-\eta x - \eta g(\mu)}\} = 0.$$

Note that the coefficients f^x , and f^μ are locally Lipschitz continuous on the interior of the domain, and the coefficient f is continuous.

Denote by \tilde{u} and \tilde{v} the functions transformed as in (10). We note that these tend to 0 at infinity and that \tilde{u} as well as \tilde{v} are bounded. We distinguish between two cases to argue that, without loss of generality, we may assume that the maximum of $\tilde{u} - \tilde{v}$ is attained in the interior \mathcal{O}° :

1. The function $\tilde{u} - \tilde{v}$ attains a maximum in $[0, \infty) \times \mathcal{M}^\circ$. If the maximum is at $x = 0$, we are done. Otherwise, the maximum is attained in the interior \mathcal{O}° .

¹⁴This can be done by a mollification argument on g' .

2. There exists a maximizing sequence converging to a point $(\hat{x}, \hat{\mu})$ in $[0, \infty) \times \partial\mathcal{M}$. Without loss of generality, assume that $\hat{\mu}$ is a lower boundary point. An upper boundary point is handled analogously. The method employed here originates in [5].

For some small $\gamma > 0$, let $N = \{(x, \mu) : \mu - \hat{\mu} < \gamma\} \cap ([0, \infty) \times \mathcal{M})$ and define

$$\Psi_\delta(x, \mu) = \tilde{u}(x, \mu) - \tilde{v}(x, \mu) - \delta h(\mu), \quad (x, \mu) \in N,$$

for $\delta \geq 0$ and

$$h(\mu) = \int_\mu^{\hat{\mu}+\gamma} e^{C(\xi-\hat{\mu})} (\xi - \hat{\mu})^{-1} d\xi, \quad \mu < \gamma + \hat{\mu},$$

with

$$C = \sup \left\{ \frac{1}{\mu - \hat{\mu}} - \frac{2f^\mu(\mu)}{\tilde{\sigma}(\mu)^2} : 0 < \mu - \hat{\mu} < \gamma \right\}.$$

Note that by Assumption 3.3, $C < \infty$. It is easily verified that $h > 0$, $h(\mu) \rightarrow \infty$ as $\mu \rightarrow \hat{\mu}$, and that

$$f^\mu h' + \frac{\tilde{\sigma}^2}{2} h'' \leq 0, \quad \text{in } N.$$

Hence, $\tilde{w}_\delta := \tilde{u} - \delta h$ is also a subsolution in N .

Let $(x_n, \mu_n) \rightarrow (\hat{x}, \hat{\mu})$ be the maximizing sequence, and set $\delta = \delta_n = 1/nh(\mu_n)$. Then $\delta \rightarrow 0$ as $\mu \rightarrow \hat{\mu}$. Thus,

$$\sup_N (\tilde{u} - \tilde{v}) \geq \sup_N \Psi_\delta \geq \Psi_\delta(x_n, \mu_n) = (\tilde{u} - \tilde{v})(x_n, \mu_n) - 1/n,$$

so

$$\limsup_{\delta \rightarrow 0} \sup_N \Psi_\delta = \sup_N (\tilde{u} - \tilde{v}).$$

Moreover, Ψ_δ attains a maximum $(x_\delta, \mu_\delta) \in \bar{N}$. For sufficiently small $\delta > 0$, a maximum is attained in the interior, or otherwise a maximum of $\tilde{u} - \tilde{v}$ is attained for $\mu = \hat{\mu} + \gamma \in \mathcal{O}^\circ$. It follows that

$$\sup_N (\tilde{u} - \tilde{v}) \geq (\tilde{u} - \tilde{v})(x_\delta, \mu_\delta) = \sup_N \Psi_\delta + \delta h(\mu_\delta) \geq \sup_N \Psi_\delta,$$

so $\delta h(\mu_\delta) \rightarrow 0$. If $\max_N (\tilde{w}_\delta - \tilde{v}) \leq 0$,

$$\sup_{\mathcal{O}} (\tilde{u} - \tilde{v}) = \lim_{\delta \rightarrow 0} \max_N (\tilde{w}_\delta - \tilde{v}) \leq 0$$

follows. It therefore leads to no loss of generality to assume that $\tilde{u} - \tilde{v}$ attains a maximum in \mathcal{O}° .

By the preceding argument, we may assume that $\tilde{u} - \tilde{v}$ attains local maximum $(x_0, \mu_0) \in \mathcal{O}^\circ$. Let $N \subseteq N' \subseteq \mathcal{O}$ be two neighborhoods of (x_0, μ_0) in which (x_0, μ_0) is a maximum and with $\bar{N} \subseteq N'$. For all $\epsilon > 0$, the function

$$\Phi_\epsilon(x, \mu, y, \nu) := \tilde{u}(x, \mu) - \tilde{v}(y, \nu) - \frac{1}{2\epsilon} \left(|x - y|^2 + |\mu - \nu|^2 \right) - \|(x, \mu) - (x_0, \mu_0)\|_2^4$$

has a maximum in $\bar{N} \times \bar{N}$ that we denote by $(x_\epsilon, \mu_\epsilon, y_\epsilon, \nu_\epsilon)$. In particular as $\epsilon \rightarrow 0$, the sequence converges along a subsequence.

From the construction of Φ_ϵ it follows that

$$\frac{1}{2\epsilon} \left(|x_\epsilon - y_\epsilon|^2 + |\mu_\epsilon - \nu_\epsilon|^2 \right) \leq \tilde{u}(x_\epsilon, \mu_\epsilon) - \tilde{v}(y_\epsilon, \nu_\epsilon) - \max_{\bar{N}}(\tilde{u} - \tilde{v}).$$

Observing that the superior limit of the right-hand side is bounded from above by 0 yields

$$\limsup_{\epsilon \rightarrow 0} \frac{1}{2\epsilon} \left(|x_\epsilon - y_\epsilon|^2 + |\mu_\epsilon - \nu_\epsilon|^2 \right) \leq 0.$$

This estimate is used later in the proof. Moreover, $(x_\epsilon, \mu_\epsilon) \rightarrow (x_0, \mu_0)$, which means they are local maxima in N' .

By the Crandall–Ishii lemma, there exist matrices X_ϵ and Y_ϵ such that

$$(p_\epsilon, X_\epsilon) \in \bar{J}^{2,+}u(x_\epsilon, \mu_\epsilon), \quad (p_\epsilon, Y_\epsilon) \in \bar{J}^{2,-}v(y_\epsilon, \nu_\epsilon)$$

and

$$X_\epsilon \leq Y_\epsilon + O\left(\frac{1}{\epsilon} \|(x, \mu) - (x_0, \mu_0)\|_2^2 + \|(x, \mu) - (x_0, \mu_0)\|_2^4\right),$$

for

$$p_\epsilon = \frac{1}{\epsilon}(x_\epsilon - y_\epsilon, \mu_\epsilon - \nu_\epsilon).$$

In particular, $X_\epsilon \leq Y_\epsilon + o(1)$ as $\epsilon \rightarrow 0$. Using the viscosity property of \tilde{u} and \tilde{v} yields

$$\min \left\{ f(\mu_\epsilon) \tilde{u}(x_\epsilon, \mu_\epsilon) - f^x(\mu_\epsilon) \frac{x_\epsilon - y_\epsilon}{\epsilon} - f^\mu(\mu_\epsilon) \frac{\mu_\epsilon - \nu_\epsilon}{\epsilon} - \text{Tr} \Sigma(\mu_\epsilon) \tilde{X}_\epsilon, \right. \\ \left. \eta \tilde{u}(x_\epsilon, \mu_\epsilon) + \frac{x_\epsilon - y_\epsilon}{\epsilon} - e^{-\eta x_\epsilon - \eta g(\mu_\epsilon)} \right\} \leq 0,$$

and

$$\min \left\{ f(\nu_\epsilon) \tilde{v}(y_\epsilon, \nu_\epsilon) - f^x(\nu_\epsilon) \frac{x_\epsilon - y_\epsilon}{\epsilon} - f^\mu(\nu_\epsilon) \frac{\mu_\epsilon - \nu_\epsilon}{\epsilon} - \text{Tr} \Sigma(\nu_\epsilon) \tilde{Y}_\epsilon, \right. \\ \left. \eta \tilde{v}(y_\epsilon, \nu_\epsilon) + \frac{x_\epsilon - y_\epsilon}{\epsilon} - e^{-\eta y_\epsilon - \eta g(\nu_\epsilon)} \right\} \geq 0. \quad (12)$$

The rest of the proof is dividend into two cases, depending on whether

$$f(\mu_\epsilon) \tilde{u}(x_\epsilon, \mu_\epsilon) - f^x(\mu_\epsilon) \frac{x_\epsilon - y_\epsilon}{\epsilon} - f^\mu(\mu_\epsilon) \frac{\mu_\epsilon - \nu_\epsilon}{\epsilon} - \text{Tr} \Sigma(\mu_\epsilon) \tilde{X}_\epsilon \leq 0 \quad (13)$$

or

$$\eta \tilde{u}(x_\epsilon, \mu_\epsilon) + \frac{x_\epsilon - y_\epsilon}{\epsilon} - e^{-\eta x_\epsilon - \eta g(\mu_\epsilon)} \leq 0. \quad (14)$$

Case 1. Assume (13). Using (12) we arrive at

$$\begin{aligned} & f(\mu_\epsilon)(\tilde{u}(x_\epsilon, \mu_\epsilon) - \tilde{v}(y_\epsilon, \nu_\epsilon)) + (f(\mu_\epsilon) - f(\nu_\epsilon))\tilde{v}(y_\epsilon, \nu_\epsilon) \\ & - (f^x(\mu_\epsilon) - f^x(\nu_\epsilon))\frac{x_\epsilon - y_\epsilon}{\epsilon} - (f^\mu(\mu_\epsilon) - f^\mu(\nu_\epsilon))\frac{\mu_\epsilon - \nu_\epsilon}{\epsilon} \\ & - \text{Tr}(\Sigma(\mu_\epsilon) - \Sigma(\nu_\epsilon))Y_\epsilon \leq \text{Tr} \Sigma(\mu_\epsilon)(X_\epsilon - Y_\epsilon) \in o(1). \end{aligned}$$

Using the (local) Lipschitz continuity of the coefficients as well as the quadratic convergence rates of $x_\epsilon - y_\epsilon$ and $\mu_\epsilon - \nu_\epsilon$, we find that

$$f(\mu_0)(\tilde{u} - \tilde{v})(x_0, \mu_0) = \limsup_{\epsilon \rightarrow 0} f(\mu_\epsilon)(\tilde{u}(x_\epsilon, \mu_\epsilon) - \tilde{v}(y_\epsilon, \nu_\epsilon)) \leq 0.$$

We conclude that

$$0 \geq (\tilde{u} - \tilde{v})(x_0, \mu_0).$$

Case 2. Assume (14). Using (12) yields

$$\eta(\tilde{u}(x_\epsilon, \mu_\epsilon) - \tilde{v}(y_\epsilon, \nu_\epsilon)) \leq e^{-\eta x_\epsilon - \eta g(\mu_\epsilon)} - e^{-\eta y_\epsilon - \eta g(\nu_\epsilon)}.$$

Once again we use the convergence results, and once again we conclude that

$$0 \geq (\tilde{u} - \tilde{v})(x_0, \mu_0) = \max_{\mathcal{O}}(\tilde{u} - \tilde{v}).$$

The inequality $\tilde{u} \leq \tilde{v}$ holds at any local maximum. Moreover, as mentioned in the beginning of the proof, we may assume that $\tilde{u} - \tilde{v}$ attains its maximum on the interior. The theorem statement follows from the fact that

$$\tilde{u} \leq \tilde{v} \iff u \leq v.$$

□

References

- [1] Erdiñç Akyildirim, I. Ethem Güney, Jean-Charles Rochet, and H. Mete Soner. Optimal dividend policy with random interest rates. *Journal of Mathematical Economics*, 51:93–101, 2014.
- [2] Hansjörg Albrecher and Arian Cani. Risk theory with affine dividend payment strategies. In *Number Theory–Diophantine Problems, Uniform Distribution and Applications*, pages 25–60. Springer, 2017.
- [3] Hansjörg Albrecher and Stefan Thonhauser. Optimality results for dividend problems in insurance. *RACSAM-Revista de la Real Academia de Ciencias Exactas, Físicas y Naturales. Serie A. Matemáticas*, 103(2):295–320, 2009.

- [4] Albert Altarovici, Max Reppen, and H. Mete Soner. Optimal consumption and investment with fixed and proportional transaction costs. *SIAM Journal on Control and Optimization*, 55(3):1673–1710, 2017.
- [5] Anna Lisa Amadori. Uniqueness and comparison properties of the viscosity solution to some singular HJB equations. *Nonlinear Differential Equations and Applications NoDEA*, 14(3-4):391–409, 2007.
- [6] Ronald W Anderson and Andrew Carverhill. Corporate liquidity and capital structure. *Review of Financial Studies*, 25(3):797–837, 2012.
- [7] Søren Asmussen and Hansjörg Albrecher. *Ruin Probabilities (Advanced series on statistical science & applied probability; v. 14)*. World Scientific, 2010.
- [8] Benjamin Avanzi and Bernard Wong. On a mean reverting dividend strategy with brownian motion. *Insurance: Mathematics and Economics*, 51(2):229–238, 2012.
- [9] Guy Barles and Panagiotis E Souganidis. Convergence of approximation schemes for fully nonlinear second order equations. *Asymptotic analysis*, 4(3):271–283, 1991.
- [10] Andrea Barth, Santiago Moreno-Bromberg, and Oleg Reichmann. A non-stationary model of dividend distribution in a stochastic interest-rate setting. *Computational Economics*, 47(3):447–472, 2016.
- [11] Patrick Bolton, Hui Chen, and Neng Wang. Market timing, investment, and risk management. *Journal of Financial Economics*, 109(1):40–62, 2013.
- [12] Bruno Bouchard and Nizar Touzi. Weak dynamic programming principle for viscosity solutions. *SIAM Journal on Control and Optimization*, 49(3):948–962, 2011.
- [13] Abel Cadenillas, Sudipto Sarkar, and Fernando Zapatero. Optimal dividend policy with mean-reverting cash reservoir. *Mathematical Finance*, 17(1):81–109, 2007.
- [14] Jun Cai, Hans-Ulrich Gerber, and Hailiang Yang. Optimal dividends in an Ornstein–Uhlenbeck type model with credit and debit interest. *North American Actuarial Journal*, 10(2):94–108, 2006.
- [15] Bruno de Finetti. Su un’impostazione alternativa della teoria collettiva del rischio. In *Transactions of the XVth international congress of Actuaries*, volume 2, pages 433–443. New York, 1957.
- [16] Jean-Paul Décamps, Thomas Mariotti, Jean-Charles Rochet, and Stéphane Villeneuve. Free cash flow, issuance costs, and stock prices. *The Journal of Finance*, 66(5):1501–1544, 2011.
- [17] Avinash K Dixit and Robert S Pindyck. *Investment under uncertainty*. Princeton university press, 1994.

- [18] Eugene F. Fama and Kenneth R. French. Forecasting Profitability and Earnings. *The Journal of Business*, 73(2):161–175, 2000.
- [19] Wendell H Fleming and Halil Mete Soner. *Controlled Markov processes and viscosity solutions*, volume 25. Springer Science & Business Media, 2006.
- [20] Roger Frock. *Changing how the world does business*. Berrett-Koehler, San Francisco, 2006.
- [21] Hans-Ulrich Gerber. *Entscheidungskriterien für den zusammengesetzten Poisson-Prozess*. PhD thesis, ETH Zurich, 1969.
- [22] Mark Gertler and R Glenn Hubbard. Corporate financial policy, taxation, and macroeconomic risk. Technical report, National Bureau of Economic Research, 1991.
- [23] Dirk Hackbarth, Jianjun Miao, and Erwan Morellec. Capital structure, credit risk, and macroeconomic conditions. *Journal of Financial Economics*, 82(3):519–550, 2006.
- [24] Julien Hugonnier, Semyon Malamud, and Erwan Morellec. Capital supply uncertainty, cash holdings, and investment. *Review of Financial Studies*, 28(2):391–445, 2015.
- [25] Donald L. Iglehart. Limiting diffusion approximations for the many server queue and the repairman problem. *Journal of Applied Probability*, 2(02):429–441, 1965.
- [26] Monique Jeanblanc-Picqué and Albert N Shiryaev. Optimization of the flow of dividends. *Russian Mathematical Surveys*, 50(2):257, 1995.
- [27] Zhengjun Jiang and Martijn Pistorius. Optimal dividend distribution under Markov regime switching. *Finance and Stochastics*, 16(3):449–476, 2012.
- [28] Nicole El Karoui and Xiaolu Tan. Capacities, measurable selection and dynamic programming part I: abstract framework. *arXiv preprint arXiv:1310.3363*, 2013.
- [29] Nicole El Karoui and Xiaolu Tan. Capacities, measurable selection and dynamic programming part II: application in stochastic control problems. *arXiv preprint arXiv:1310.3364*, 2013.
- [30] Magdalena Kobylanski and Marie-Claire Quenez. Optimal stopping in a general framework. *Electronic Journal of Probability*, 17(72):1–28, 2012.
- [31] Filip Lundberg. *1. Approximerad framställning af sannolikhetsfunktionen: 2. Återförsäkring af kollektivrisker. Akademisk afhandling*. Almqvist & Wiksells, 1903.
- [32] Pauli Murto and Marko Terviö. Exit options and dividend policy under liquidity constraints. *International Economic Review*, 55(1):197–221, 2014.
- [33] Stewart C Myers. Determinants of corporate borrowing. *Journal of Financial Economics*, 5(2):147–175, 1977.

- [34] Goran Peskir. Bounding the maximal height of a diffusion by the time elapsed. *Journal of Theoretical Probability*, 14(3):845–855, 2001.
- [35] Martin L Puterman. *Markov Decision Processes: Discrete Stochastic Dynamic Programming*. John Wiley & Sons, Inc., 1994.
- [36] Roy Radner and Larry Shepp. Risk vs. profit potential: A model for corporate strategy. *Journal of economic dynamics and Control*, 20(8):1373–1393, 1996.
- [37] Daniel Revuz and Marc Yor. *Continuous Martingales and Brownian Motion*, volume 293 of *Grundlehren der mathematischen Wissenschaften*. Springer Berlin Heidelberg, Berlin, Heidelberg, 1999. ISBN 978-3-642-08400-3 978-3-662-06400-9. doi: 10.1007/978-3-662-06400-9. URL <http://link.springer.com/10.1007/978-3-662-06400-9>.
- [38] Steven E Shreve, John P Lehoczky, and Donald P Gaver. Optimal consumption for general diffusions with absorbing and reflecting barriers. *SIAM Journal on Control and Optimization*, 22(1):55–75, 1984.