



**HAL**  
open science

## Competitive and non-competitive zinc, copper and lead biosorption from aqueous solutions onto flax fibers

Meriem Kajeiou, Abdellah Alem, Soumaya Mezghich, Nasre-Dine Ahfir,  
Mélanie Mignot, Christine Devouge-Boyer, Anne Pantet

### ► To cite this version:

Meriem Kajeiou, Abdellah Alem, Soumaya Mezghich, Nasre-Dine Ahfir, Mélanie Mignot, et al.. Competitive and non-competitive zinc, copper and lead biosorption from aqueous solutions onto flax fibers. Chemosphere, 2020, 260, pp.127505. 10.1016/j.chemosphere.2020.127505 . hal-02925748

**HAL Id: hal-02925748**

**<https://hal.science/hal-02925748>**

Submitted on 18 Jul 2022

**HAL** is a multi-disciplinary open access archive for the deposit and dissemination of scientific research documents, whether they are published or not. The documents may come from teaching and research institutions in France or abroad, or from public or private research centers.

L'archive ouverte pluridisciplinaire **HAL**, est destinée au dépôt et à la diffusion de documents scientifiques de niveau recherche, publiés ou non, émanant des établissements d'enseignement et de recherche français ou étrangers, des laboratoires publics ou privés.



Distributed under a Creative Commons Attribution - NonCommercial 4.0 International License

1 **Competitive and non-competitive zinc, copper and lead**  
2 **biosorption from aqueous solutions onto flax fibers**

3  
4  
5  
6  
7  
8  
9  
10  
11  
12  
13  
14  
15  
16  
17  
18  
19  
20  
21  
22  
23  
24  
25  
26  
27  
28  
29  
30  
31  
32  
33

Meriem KAJEIOU<sup>1, \*</sup>, Abdellah ALEM<sup>1</sup>, Soumaya MEZGHICH<sup>2</sup>, Nasre-Dine AHFIR<sup>1</sup>, Mélanie MIGNOT<sup>2</sup>, Christine DEVOUGE-BOYER<sup>2</sup>, Anne PANTET<sup>1</sup>

<sup>1</sup>*Normandie Univ, UNIHAVRE, UMR 6294 CNRS, LOMC, 76600 Le Havre, France.*

<sup>2</sup>*Normandie Univ, INSA Rouen, UMR 6014 CNRS, COBRA, 76801 Saint Etienne du Rouvray, France*

\* *Corresponding author: meriem.kajeiou@univ-lehavre.fr*

75, Rue Bellot, 76600 Le Havre France

Tel: (33) 02.35.21.72.61

Fax: (33) 02.35.21.71.98

**Declarations of interest: none**

34

35

36 **Abstract:** Competitive and non-competitive batch experiments were conducted on flax fibers  
37 to study  $Zn^{2+}$ ,  $Cu^{2+}$ , and  $Pb^{2+}$  ions biosorption performance. Biosorption efficiency was  
38 dependent on contact time, pH, and biosorbent concentration. The results under competitive  
39 conditions were different from those obtained in non-competitive form. A high affinity of  
40 lead, with a selectivity sequence in general of  $Pb > Cu > Zn$  was observed. The biosorption  
41 data fitted very well the Langmuir model for lead in both types of solutions and for zinc and  
42 copper in the monometal form. The fit with the Freundlich model was not as successful,  
43 except for copper in the ternary system. Regarding zinc under competitive conditions, the  
44 sorption process was quite difficult and thus the equilibrium data could not fit well the  
45 adsorption models. The maximum adsorption capacities ( $mmol.kg^{-1}$ ) were respectively  
46 112, 122 and 71, for Pb, Cu and Zn in the single metal ion solution and 82, 57 and 8 only in  
47 the ternary, showing thus a high competition between metal ions when added simultaneously.  
48 Overall, lead could still be efficiently removed in spite of the presence of other ions while  
49 zinc would be overcome in the presence of lead and copper.

50 **Keywords:** Heavy metals; Competition; Biosorbent; Biosorption curves; Adsorption models

51

52

53

54

55

56

57

58

59

60

## 61 1. Introduction

62 Water resources contamination is one of the greatest and most current challenges. It is a  
63 serious problem which can lead to dangerous risks on human health, flora, wildlife and also  
64 environment. Discharge of effluents from industrial runoff, wastewater, agricultural fields and  
65 also road runoff are the major sources of water bodies pollution, that release high levels of  
66 toxic pollutants (Jern, 2006). These latter include essentially (1) total suspended solids as silts  
67 and clays and organic matters, (2) heavy metals such as lead, cadmium, chromium, mercury,  
68 zinc, nickel and copper ions, (3) nutrients, mainly phosphate and azote, (4) antibiotics and  
69 also (5) polycyclic aromatic hydrocarbons (PAHs) (Jern, 2006; Flanagan et al., 2019). All  
70 these pollutants are very persistent in the environment, especially heavy metals, due to their  
71 toxicity nature and non-biodegradability (Jern, 2006). Therefore, various technologies have  
72 been developed for metal ions removal. Among these, biosorption is one of the most attractive  
73 methods, based on metal binding to biological adsorbents. Different types of inexpensive  
74 biosorbents have been explored, they include dead biomass like agricultural waste and  
75 vegetative fibers, as well as living biomass such as microbial and bacterial organisms. Among  
76 these biosorbents, we list wool fibers (Balköse et al., 1992), modified jute fibers (Shukla and  
77 Pai, 2005), rice husk (Krishnani et al., 2008), pomegranate peel (El-Ashtoukhy et al., 2008),  
78 hazelnut and almond shell (Pehlivan et al., 2009b), pine bark (Cutillas-Barreiro et al., 2014),  
79 wheat straw (Coelho et al., 2016) that have been explored for their high capacity of removing  
80 heavy metals from contaminated aqueous solutions. The present work focused on the use of  
81 flax fibers as biosorbent, in order to remove zinc, copper and lead ions under competitive and  
82 non-competitive conditions. The choice of this plant material, is related to its low cost and  
83 high availability. The Normandy region is one of the most prolific producers of flax in France  
84 and in Europe (Meirhaeghe and Bewa, 2011). Depestele Group, for instance, has developed  
85 numerous applications of this natural material in civil engineering. Actually, flax has been  
86 extensively used in the manufacture of woven fabrics, insulation materials and non-woven  
87 geotextiles (Ouagne et al., 2013).

88 Results of a previous study realized by [Abbar et al., \(2017\)](#) showed a good capacity of flax  
89 fibers to remove zinc, copper and lead ions from aqueous solutions in a ternary system at  
90 equal massic concentrations. However, numerous questions have been raised after that work,  
91 especially regarding concentration effect and adsorption behaviors in non-competitive form  
92 for each ion, in order to judge the competition effect which may occur when the three metals  
93 are added simultaneously. With regards to heavy metals competition, relatively few studies  
94 have considered both single and multi-element systems in biosorption studies. [Park et al.](#)  
95 [\(2016\)](#), for instance, evaluated adsorption behaviors of zinc, copper, cadmium, chromium and  
96 lead adsorption onto sesame straw biochar and found that multimetal and monometal  
97 adsorption behaviors were not similar. Similarly, [Pejic et al. \(2009\)](#) explored the removal of  
98 zinc, cadmium and lead ions from aqueous solutions by short hemp fibers and reported that  
99 the maximum total uptake capacity for each zinc and cadmium in monometal solutions (78  
100  $\text{mmol.kg}^{-1}$ ) were different from multimetal solution ( $35 \text{ mmol.kg}^{-1}$ ), while for lead it was  
101 quite the same ( $78 \text{ mmol.kg}^{-1}$  and  $74 \text{ mmol.kg}^{-1}$  respectively). However, as long as we know,  
102 no previous studies have dealt with zinc, copper and lead ions biosorption onto flax fibers in  
103 both single and multimetal ion trials. In view of that, a series of biosorption experiments of  
104 these three metals were performed in both single and ternary batch systems. The objectives  
105 were (i) to compare biosorption capacities of the three metals under competitive and non-  
106 competitive forms, and (ii) to evaluate the competition effect on each metal biosorption onto  
107 flax fibers when the three metals are added simultaneously. Different conditions, resulting  
108 from changing parameters such as contact time, biosorbent concentration and pH, were  
109 investigated. Pseudo-first order and pseudo-second order kinetics and intraparticle diffusion  
110 models were tested for the adsorption kinetic studies when Langmuir and Freundlich models  
111 were used to fit the biosorption data. The goal of this study is to test afterwards a full-scale  
112 stormwater device as a biofiltration system, in order to purify industrial and road runoff.

## 113 **2. Materials and methods**

### 114 **2.1. Preparation of biosorbent**

115 Flax tows were obtained from Depestele group in Normandy. They were defibrated after  
116 retting and scutching processes of linen, which consist of separating the fibers from the  
117 straws. Hence, the retrieved biosorbent consisted of flax byproduct. Initially, the tows were  
118 rinsed with deionized water to remove dirt, and then dried in the oven for 24 h at 60 °C. The  
119 fibers were next cut into small pieces of 0,2 - 2 mm. Scanning electron microscope images  
120 and FT-IR spectrum were performed with S-3000N scanning electron microscope and Perkin  
121 Elmer spectrum BX FT-IR instrument respectively. The spectrum of flax fibers was measured  
122 by a Fourier Transform Infrared Spectrometer within the range 600 - 4000  $\text{cm}^{-1}$  in order to  
123 determine the vibration frequency in the functional groups before and after adsorption.

## 124 **2.2. Batch experiments**

125 Adsorption experiments in both competitive and non-competitive forms have been conducted  
126 at a temperature of 18°C in order to determine adsorption characteristics of flax fibers for  
127 zinc, copper and lead ions. The biosorbent was added to 200 mL of the metallic solution  
128 initially prepared from zinc nitrates hexahydrated, ( $\text{Zn}(\text{NO}_3)_6 \cdot 6\text{H}_2\text{O}$ ), copper nitrates trihydrate  
129 ( $\text{Cu}(\text{NO}_3)_2 \cdot 3\text{H}_2\text{O}$ ) and lead nitrates ( $\text{Pb}(\text{NO}_3)_2$ ), all purchased from Fisher Scientific (France).  
130 The pH was adjusted by adding 1M NaOH or 1M  $\text{HNO}_3$  solution, purchased from Sigma  
131 Aldrich (France).

132 All solutions were prepared with deionized water and all experiments were run in triplicate.

### 133 **2.2.1. Kinetics trials in monometal and mulimetal solutions**

134 Single and ternary metal ion experiments were conducted in continuously stirred beakers  
135 containing 200 mL of zinc, copper and lead ions solutions at a concentration respectively of  
136 0.044  $\text{mmol.L}^{-1}$ , 0.042  $\text{mmol.L}^{-1}$  and 0.042  $\text{mmol.L}^{-1}$  under the ternary form, and 0.045  
137  $\text{mmol.L}^{-1}$ , 0.045  $\text{mmol.L}^{-1}$  and 0.046  $\text{mmol.L}^{-1}$  under the single form. The pH was adjusted to  
138 6.4 and the amount of biosorbent was 400 mg. The monometal and multimetal solutions were  
139 shaken for 5, 15, 30 and 60 min and 2, 4, 6, 8 and 10 h using magnetic agitators, then filtered  
140 through a 0.45  $\mu\text{m}$  nylon membrane filter. Samples of 40 mL were retrieved from the filtrated  
141 solutions and acidified with 1% of nitric acid, then stored in polyethylene bottles at 4 °C for

142 no more than three days. Zinc, copper and lead ions concentrations were determined in the  
143 liquid fractions by means of ICP-AES (Inductively coupled plasma, Atomic emission  
144 spectrometry) in COBRA laboratory at INSA-Rouen (France). The ICP-AES spectrometer  
145 (ICAP6300, ThermoFisher Scientific, USA) was regularly verified and was calibrated at each  
146 time of use.

147 The limits of detection were calculated as three times the standard deviation of the blank  
148 matrix and corresponded to  $19.2 \mu\text{g.L}^{-1}$  ( $2.94 \cdot 10^{-4} \text{ mmol.L}^{-1}$ ) for Zn,  $0.9 \mu\text{g.L}^{-1}$  ( $1.42 \cdot 10^{-5}$   
149  $\text{mmol.L}^{-1}$ ) for Cu, and  $2.1 \mu\text{g.L}^{-1}$  ( $1.01 \cdot 10^{-5} \text{ mmol.L}^{-1}$ ) for Pb. The limits of quantification were  
150 calculated as ten times the standard deviation of the blank matrix and corresponded to  $64.0$   
151  $\mu\text{g.L}^{-1}$  ( $9.79 \cdot 10^{-4} \text{ mmol.L}^{-1}$ ) for Zn,  $3.0 \mu\text{g.L}^{-1}$  ( $4.72 \cdot 10^{-5} \text{ mmol.L}^{-1}$ ) for Cu, and  $7.0 \mu\text{g.L}^{-1}$  ( $3.38$   
152  $\cdot 10^{-5} \text{ mmol.L}^{-1}$ ) for Pb. The amount of each adsorbed metal ( $\text{mmol.kg}^{-1}$ ) per unit of weight of  
153 adsorbent, or adsorption capacity  $Q_t$  was calculated as the difference between the  
154 concentration added at the start, called also initial concentration  $C_i$  ( $\text{mmol.L}^{-1}$ ), and the  
155 concentration of the remaining metal  $C_t$  ( $\text{mmol.L}^{-1}$ ) in the dissolved fraction after any time  $t$   
156 of adsorption, all over solid liquid ratio  $\frac{m}{V}$  ( $\text{kg.L}^{-1}$ ) where  $m$  is the dried mass of adsorbent and  
157  $V$  the volume of the adsorbate solution:

$$158 \quad Q_t = \frac{C_i - C_t}{m} V \quad (1)$$

159 The removal (%) of each heavy metal was calculated as the amount adsorbed ( $\text{mmol.L}^{-1}$ ) over  
160 the concentration added at the start:

$$161 \quad \text{Removal}(\%) = \frac{C_i - C_t}{C_i} \cdot 100 \quad (2)$$

162 Kinetic trials describe the biosorption behavior as a function of time, but also helps determine  
163 an equilibrium time that will be maintained for next adsorption experiments.

164 To better describe the kinetics of zinc, copper and lead biosorption onto flax fibers, the  
165 experimental data was applied to pseudo-first and pseudo-second order kinetic models and  
166 intraparticle diffusion model.

167 Introduced by Lagergren (1898), pseudo-first order kinetic model is obtained by integrating  
168 the following general equation

169 
$$\frac{dQ_t}{dt} = k_n(Q_s - Q_t)^n \quad (3)$$

170 for n = 1: 
$$\frac{dQ_t}{dt} = k_1(Q_s - Q_t) \quad (4)$$

171 Eq (4) becomes as follows:

172 
$$Q_t = Q_s(1 - e^{-k_1 t}) \quad (5)$$

173 Where  $Q_s$  is the adsorption capacity at equilibrium and  $k_1$  ( $\text{min}^{-1}$ ) the rate constant of the  
174 pseudo-first order model.

175 The pseudo-second order kinetic model is obtained from equation (3) for n = 2 (Ho and  
176 McKay, 1999):

177 
$$\frac{dQ_t}{dt} = k_2(Q_s - Q_t)^2 \quad (6)$$

178 Integrating for the boundary conditions  $Q_t = 0$  at  $t = 0$  and  $Q_t$  at time  $t$ , and rearranging the  
179 equation, we obtain:

180 
$$Q_t = \frac{k_2 Q_s^2 t}{1 + k_2 Q_s t} \quad (7)$$

181 where  $k_2$  is the rate constant of pseudo-second order biosorption ( $\text{kg} \cdot \text{mmol}^{-1} \cdot \text{min}^{-1}$ ).

182 According to the theory of Weber and Morris, (1963), the intraparticle diffusion model is  
183 expressed by:

184 
$$Q_t = k_{pi} t^{\frac{1}{2}} + c_i \quad (8)$$

185 where  $k_{pi}$  is the intra-particle diffusion rate constant ( $\text{mmol} \cdot \text{kg}^{-1} \cdot \text{min}^{-1/2}$ ) and  $c_i$  is a constant  
186 related to the thickness of the boundary layer. The higher is the value of  $c_i$ , the greater is the  
187 effect of the boundary layer. The adsorption process is completely governed by intra-particle  
188 diffusion if the plot of  $Q_t$  versus  $t^{\frac{1}{2}}$  gives a straight line passing through the origin.

189 **2.2.2. The study of pH and biosorbent concentration effects**



190 In order to examine the influence of pH on flax biosorption, 400 mg of flax fibers has been  
 191 maintained in contact with 200 mL of zinc, copper and lead ions solutions, in both  
 192 competitive and non-competitive forms under 60 min of magnetic agitation. The  
 193 concentration of heavy metals in all experiments was about 0.045 mmol.L<sup>-1</sup>, and the pH  
 194 values tested were 1.8, 3.0, 4.0 and 6.4. pH was not raised upper to 7.0 in order to avoid the  
 195 precipitation of the metal ions (Abbar et al., 2017).

196 The study of biosorbent concentration effect was also carried out at equal molar  
 197 concentrations of 0.044 mmol.L<sup>-1</sup> in both types of metal ion systems, and the tested  
 198 concentrations were 0.5 g.L<sup>-1</sup>, 1 g.L<sup>-1</sup>, 2 g.L<sup>-1</sup> and 5 g.L<sup>-1</sup>.

### 199 2.2.3. Biosorption curves at equilibrium

200 For each batch test, a mass of 400 mg of flax fibers was added within 200 mL of zinc, copper  
 201 and/or lead ions solutions, in monometal and ternary metal systems. The solutions were  
 202 shaken for 60 min. Parameters values of the adsorption experiments are presented in Table 1.

**Table 1.** Metal concentration added C (mmol.L<sup>-1</sup>) and pH values of single and ternary metal batch experiments conducted onto flax fibers at a concentration of biosorbent of 2 g.L<sup>-1</sup>

Ternary metal solutions				Monometal solutions					
C(mmol.L <sup>-1</sup> )			pH	Zn		Cu		Pb	
Zn	Cu	Pb		C(mmol.L <sup>-1</sup> ) 1)	pH	C(mmol.L <sup>-1</sup> )	pH	C(mmol.L <sup>-1</sup> ) 1)	pH
1.258	1.231	1.213	6.38	1.195	6.43	1.243	6.28	1.237	6.38
0.677	0.681	0.713	6.26	0.664	6.45	0.739	6.35	0.719	6.30
0.364	0.371	0.381	6.35	0.359	6.35	0.378	6.45	0.375	6.27
0.167	0.175	0.191	6.46	0.178	6.50	0.176	6.45	0.187	6.48
0.081	0.086	0.079	6.40	0.093	6.50	0.082	6.46	0.098	6.32
0.044	0.042	0.042	6.45	0.045	6.45	0.045	6.40	0.046	6.47

203 Data obtained from adsorption experiments were adjusted to the Langmuir (Eq. (9)) and  
 204 Freundlich (Eq. (10)) models.

$$205 \quad Q_e = \frac{Q_m K_L C_e}{1 + K_L C_e} \quad (9)$$

$$206 \quad Q_e = K_F C_e^{\frac{1}{n}} \quad (10)$$

207 Where  $Q_m$  (mmol.kg<sup>-1</sup>) is the maximum adsorption capacity,  $K_L$  (L.mmol<sup>-1</sup>) the Langmuir  
208 constant related to the adsorption energy, and  $K_F$  (L<sup>1/n</sup>.mmol<sup>(1-1/n)</sup>.kg<sup>-1</sup>) and  $n$  (dimensionless)  
209 are the Freundlich coefficients in Eq. (4).

210 The essential characteristic of Langmuir model, expressed in term of dimensionless separation  
211 factor  $R_L$  was defined as:

$$212 \quad R_L = \frac{1}{1+K_L C_i} \quad (11)$$

213 This parameter may indicate the nature of adsorption to be either unfavorable ( $R_L > 1$ ), linear  
214 ( $R_L = 1$ ), favorable  $0 < R_L < 1$ , or irreversible ( $R_L = 0$ ).

215 We specify that in all the presented figures ahead, results related to zinc, copper and lead are  
216 referred to as Zn\_tri, Cu\_tri and Pb\_tri respectively in the multimetal system, and Zn\_mono,  
217 Cu\_mono and Pb\_mono in the monometal system.

### 218 3. Results and discussion

#### 219 3.1. Characterization of biosorbent: SEM and FT-IR analysis

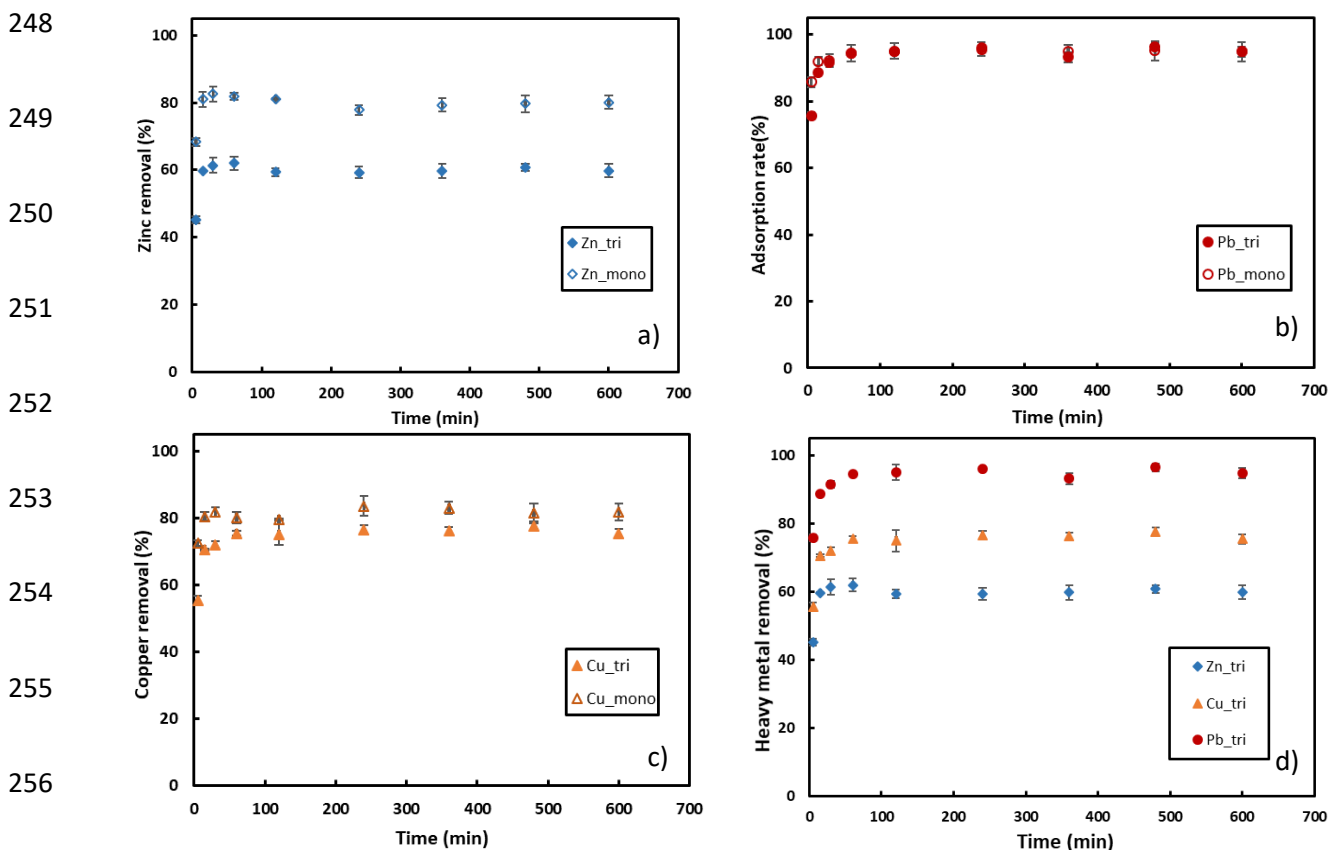
220 SEM images of dried flax fibers were performed, one of these is presented in Fig. S1 (SI)  
221 with BSE mode and magnification of 500.

222 The resulted FT-IR spectrum of unloaded flax fibers, presented in the Fig. S2 in SI, indicated  
223 the presence of several functional groups for binding metal ions. The band at 3330 suggests  
224 the presence of phenolic, alcoholic or acidic hydroxyl groups (O-H), generally present in  
225 lignocellulosic materials (López Pasquali and Herrera, 1997). Bands at 1050, 1104 and 1156  
226 cm<sup>-1</sup> can be related to a C-O stretching of alcohols and carboxylic acids. The peaks at 1638  
227 and 1731 can be assigned to the stretching vibrations of C=C, NH-group and C=O (Monier et  
228 al., 2010), which indicate the presence of carboxyl groups and amides. The bands at 2916,  
229 1314, 1368 and 1426 can be attributed to the C-H group, also found in sisal fibers used for  
230 lead and cadmium biosorption (Dos santos et al., 2011), and other biosorbents such as wheat  
231 straw (Coelho et al., 2016) and Crambe abyssinica Hochst seeds (Rubio et al., 2013). These  
232 functional groups present in lignin, pectin and hemicellulose are reported to be involved in the

233 adsorption mechanism and responsible for metal binding (Lee and Rowell, 2004). The FT-IR  
 234 analysis of flax fibers after 60 min adsorption showed no specific difference at the use of  
 235 0.044 mmol.L<sup>-1</sup> concentration of zinc, copper and lead in the ternary system (Fig. S2), same  
 236 bands were observed, which may suggest an abundance of active sites and that only few of  
 237 them were engaged in the biosorption process. At the use of higher concentrations, 0.6  
 238 mmol.L<sup>-1</sup> and 1.2 mmol.L<sup>-1</sup>, the peaks previously observed at 1638 and 1731 disappeared and  
 239 the ones at 1368, 1426 were significantly dissipated (Fig. S2). This finding means that  
 240 biosorption process involved chemical reactions between studied metals and existent  
 241 functional groups. Also, the transmittance of the curves after adsorption was higher which  
 242 confirms less present functional groups on the biosorbent after adsorption.

### 243 3.2. Biosorption kinetics

244 Each of zinc, copper and lead ions removal by flax fibers was plotted as a function of time  
 245 and presented in Fig. 1, for both ternary and single metal ion solutions. Adsorption behavior  
 246 was almost the same either in competitive or non-competitive form. Adsorption was very fast  
 247 in the first 15 min then attained equilibrium within 60 min.



257 **Fig. 1.** Effect of contact time on Zn, Cu and Pb biosorption in single and ternary metal systems at 0.044 mmol.L<sup>-1</sup> metal concentration and biosorbent concentration of 2 g.L<sup>-1</sup> and pH of 6.4. 10

258 This result has also been found by other authors, when using waste beer yeast (Han et al.,  
259 2006) and seashells powder (Bozbaş and Boz, 2016), and was explained by a quick sites  
260 saturation. We also notice that for the three metals, the adsorption is a bit faster in the single  
261 metal ion solution (Fig. 1a, b, and c). As regards to the removal rate, it was higher in the  
262 single metal form for the three metals. Metal removal was significantly more important in the  
263 single ion solution for Zn (62.0% and 81.8% respectively in the ternary and the single metal  
264 ion solution), slightly more important for Cu (75.4% and 80.1% respectively in the ternary  
265 and single metal ion solutions), and quite the same for lead (94.4%) (Fig. 1a, b, and c). In the  
266 ternary metal ion solution (Fig. 1d), the adsorption selectivity was in the order  $Pb > Cu > Zn$ ,  
267 which is a similar result as Krishnani et al., (2008), Pehlivan et al., (2009), Coelho et al.,  
268 (2016) and Cutillas-Barreiro et al., (2014), found using different biosorbents mentioned in  
269 section 1. The difference in metals adsorption percentages as well as adsorption capacities at  
270 equilibrium between both types of solutions (Table S1 in SI) highlighted the competition  
271 taking place between metals when they are added simultaneously especially for zinc and  
272 copper. Besides, lead was still the most favorable removed heavy metal in both forms.

273 To describe zinc, copper and lead biosorption onto flax fibers in single and ternary metal ion  
274 solutions, the experimental data were applied to pseudo first order (Figure S3 in SI) and  
275 pseudo-second order (Figure S4 in SI) models. Adsorption capacities obtained from the  
276 pseudo-first order and pseudo-second order models were very close to the ones observed  
277 experimentally (Table S2 in SI). Lead data showed a better fit with the pseudo-second order  
278 with high correlation coefficients of 0.97 and 0.98 respectively in the monometal and ternary  
279 systems (Table S2 in SI), which assumes a chemisorption reaction due to valency forces  
280 through sharing or exchange of electrons between flax fibers and divalent metals, and thus a  
281 strong chemical bonding with functional groups. This model has been successfully applied to  
282 metal ions adsorption from aqueous solutions onto various materials, mainly vegetative fibers,  
283 activated carbons, bacteria and agricultural waste (Ho, 2006). Zinc data, on the contrary,  
284 exhibited a better adjustment with the pseudo-first order model in both systems (Table S2 in  
285 SI), which may indicate that zinc adsorption was controlled by weak interactions such as van

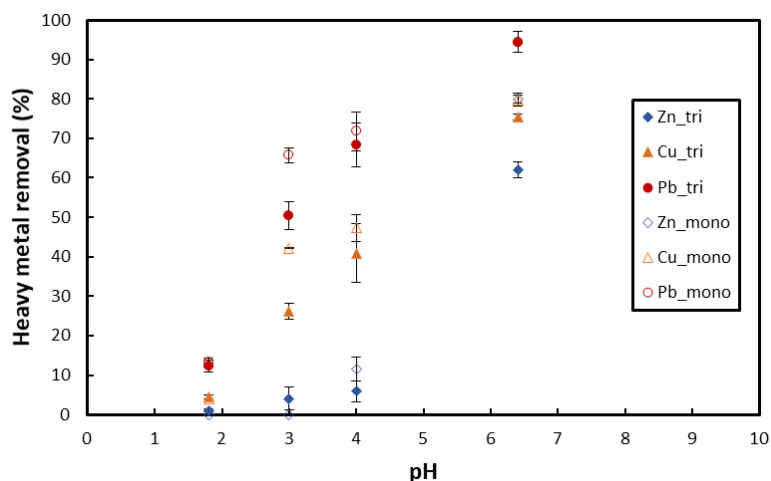
286 der Waals forces between flax and zinc ions, generated by the surface charge density of the  
287 adsorbent, explaining thus the weak attachment of zinc to flax fibers compared to lead and  
288 copper. Similarly to lead, copper data showed a better fit with the pseudo-second order model  
289 in the non-competitive system with a correlation coefficient of 0.98, while in the non-  
290 competitive system no specific difference could be observed between both models, which  
291 indicated that both physisorption and chemisorption may be involved in the adsorption  
292 mechanism when the three metals are simultaneously added.

293 In order to analyze the rate limiting step, the intra-particle diffusion model was also used. The  
294 data exhibited multilinear plots in this study for all the investigated metals (Fig. S5);  
295 suggesting that more than one step influenced the process of biosorption and that other  
296 mechanisms may be involved besides intra-particle diffusion (Duan et al., 2016). The values  
297 of  $k_{pi}$  and  $c_i$  for all stages are listed in Table S3 in SI. It is reported that the first stage  
298 describes an instantaneous adsorption where the adsorbate migrates from the aqueous solution  
299 towards the external surface of the solid, representing a film diffusion. The second step  
300 concerns a gradual adsorption, where adsorbate migrates within the pores of adsorbent. The  
301 third and final equilibrium stage, also revealed very rapid, cannot be considered the rate  
302 controlling step. Hence, the overall rate is either governed by film diffusion or intra-particle  
303 diffusion or both. In addition, the obtained linear lines did not pass through the origin, this  
304 deviation can be related to the difference in the mass transfer rate in the initial and final stages  
305 of adsorption (Tan et al., 2009).

### 306 **3.3. Effect of pH**

307 Solution pH is a very essential parameter in adsorption process. It has been very well  
308 documented in literature. The effect of pH variation on the removal of metal ions by flax  
309 fibers is shown in Fig. 2. Metal biosorption efficiency was very dependent on pH, it decreased  
310 along with pH decreasing for the three metals Zn, Cu and Pb. Similarly to Antunes et al.,  
311 (2003) and Dang et al., (2009) who investigated brown seaweed and wheat straw biosorption  
312 respectively, the results indicated that at lower pH, there might be more competition for the

313 active sites between  $H^+$  and metal ions, resulting in a very low biosorption of metals. This  
314 may also be explained by electrostatic repulsion forces occurring between the surface and the  
315 studied cations once active sites are occupied by the protons  $H^+$ . In addition, it has been  
316 reported in literature that functional groups which act like active sites for metal binding, may  
317 react differently depending on pH. The same sorption selectivity of  $Pb > Cu > Zn$ , as in  
318 section 3.2, was observed at all pH values tested. Regarding competitive and non-competitive  
319 experiments for the three ions, it was apparent that each metal removal was higher in the non-  
320 competitive form, at all pH values. Overall, biosorption efficiency greatly depended on  
321 solution pH and reached its optimal at 6.4 for the three metals in both mono and multimetal  
322 systems.

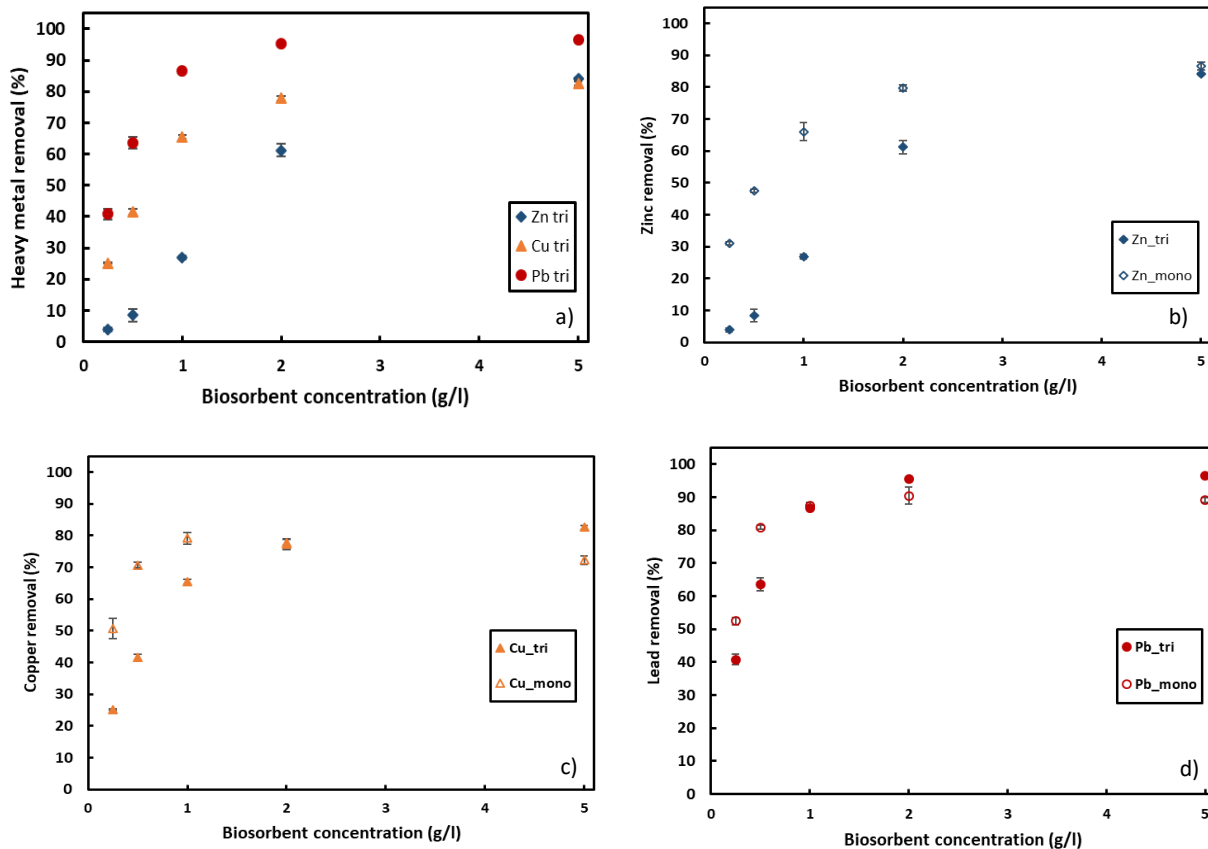


331 **Fig. 2.** Effect of pH on Zn, Cu and Pb biosorption onto flax fibers  
332 in single and ternary metal systems at  $0.044 \text{ mmol.L}^{-1}$  metal  
333 concentration and biosorbent concentration of  $2 \text{ g.L}^{-1}$ .

### 334 3.4- Effect of the amount of biosorbent

335 The effect of biosorbent concentration on zinc, copper and lead ions adsorption was studied in  
336 both single and multimetal forms at the concentration of  $0.044 \text{ mmol.L}^{-1}$  and pH around 6.4.  
337 The removal of the three metals was found to increase rapidly with the increase in biosorbent  
338 concentration in all experiments (Fig. 3), showing higher availability of active sites. In  
339 multimetal solution, lead removal was observed to be the highest and zinc removal the least at

340 all biosorbent concentrations. Thus the sequence was still  $Pb > Cu > Zn$  as previously shown  
341 in sections 3.2 and 3.3. However, zinc ion turned out to be well adsorbed when high amount  
342 of biosorbent was utilized, mainly at biosorbent concentration of  $5 \text{ g.L}^{-1}$ , where no difference  
343 was noticed between copper and zinc removal (Fig. 3a), owing to the abundance of  
344 exchangeable sites, as similarly found in previous studies as Han et al., (2006), El-Ashtoukhy  
345 et al., (2008) and Abbar et al., (2017). Regarding the competition effect, it was very visible  
346 for zinc removal in the multimetal solution (Fig. 3b). In competitive experiments, Zn removal  
347 increased from 4.0% to 62.0% while in non-competitive experiments it increased from 30.1%  
348 to 81.8%, when biosorbent concentration increased from  $0.25 \text{ g.L}^{-1}$  to  $2 \text{ g.L}^{-1}$ . The difference  
349 of Zn removal between mono and multimetal solutions was though insignificant at the use of  
350  $5 \text{ g.L}^{-1}$  of flax fibers. A similar behavior was shown in copper and lead removal as functions  
351 of biosorbent concentration (Fig. 3c, Fig. 3d), but only from  $0.25 \text{ g.L}^{-1}$  up to  $1 \text{ g.L}^{-1}$ . Beyond  
352 the concentration of  $1 \text{ g.L}^{-1}$ , a slight decrease of copper and lead removal was shown in the  
353 single metal ion solution, which can be explained by particle interaction such as aggregation  
354 of biosorbent that may lead to a decrease in total surface area (Shukla et al., 2002; Semerjian,  
355 2018). Therefore, the biosorbent concentration of  $2 \text{ g.L}^{-1}$  was maintained in all subsequent  
356 experiments.



**Fig. 3.** a) Zn, Cu, and Pb removal in multimetal solution for different biosorbent concentrations (0.25, 0.5, 1, 2, 5 g.L<sup>-1</sup>). b), c), and d) Comparison of, respectively Zn, Cu, and Pb removal in competitive and non-competitive experiments for the same biosorbent concentrations at 0.044 mmol.L<sup>-1</sup> metal concentration and pH of 6.4.

357

358

### 359 3.5. Effect of initial concentration

360

361 To study the effect of initial concentration of heavy metals, metal ion solutions of zinc,  
 362 copper and lead were prepared in both single and multimetal forms, with initial concentrations  
 363 ranging from 0.04 mmol.L<sup>-1</sup> to 1.2 mmol.L<sup>-1</sup> (See Table 1). For each adsorption experiment,  
 364 400 mg of flax fibers was added to 200 mL of metal ion solution. Figure 4a and Figure 4b  
 365 show heavy metal removal and adsorption capacity, respectively, as functions of added  
 366 concentrations for the three heavy metals studied, in both types of systems. When initial  
 367 concentration increased, heavy metal removal generally decreased for the three metals in both  
 368 single and ternary metal solutions (Fig. 4a) while adsorption capacity increased for all metals  
 369 except for Zn in the ternary solution (Fig. 4b) where it decreased.



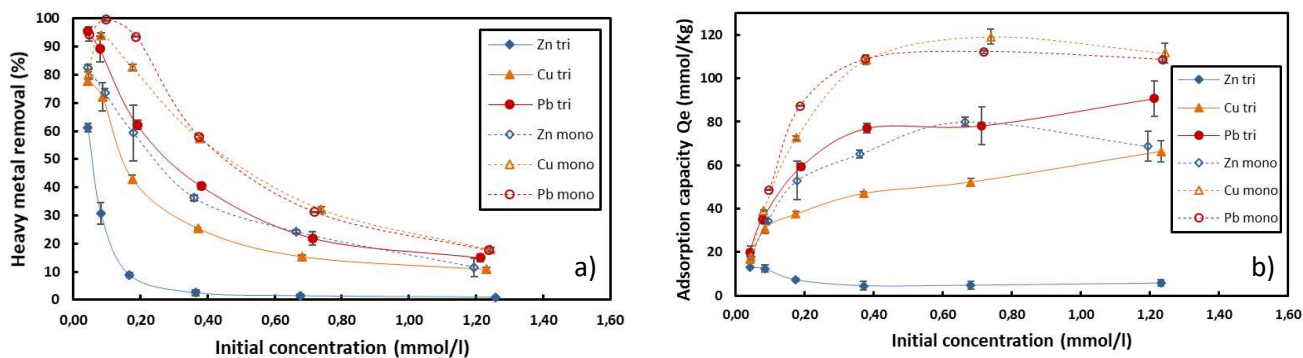
370

371

372

373

374



375

**Fig. 4.** a) The removal (%) and b) adsorption capacity ( $\text{mmol.kg}^{-1}$ ) of Zn, Cu and Pb by flax fibers for different initial concentrations (0.04, 0.08, 0.16, 0.36, 0.67 and 1.2  $\text{mmol.L}^{-1}$ ) in competitive and non-competitive experiments, at biosorbent concentration of 2  $\text{g.L}^{-1}$  and pH of 6.4.

376

377

378 In non-competitive experiments, the sorption sequence was in the order  $\text{Pb} \approx \text{Cu} > \text{Zn}$  for

379 trials with the lowest molar concentrations (0.04, 0.08, 0.16 and 0.36  $\text{mmol.L}^{-1}$ ) with optimal

380 adsorption capacity values of 108.76, 108.5 and 65.08  $\text{mmol.kg}^{-1}$  respectively (Fig. 4b),

381 corresponding to 58.0%, 57.5% and 36.2% of metal removal (Fig. 4a), obtained at the initial

382 concentration of 0.36  $\text{mmol.l}^{-1}$ . Whereas for the highest concentrations (0.67 and 1.2  $\text{mmol.L}^{-1}$

383  $^{-1}$ ), the selectivity sequence changed to  $\text{Cu} \approx \text{Pb} > \text{Zn}$  with maximum adsorption capacity

384 values of 119.2, 112.3 and 80.1  $\text{mmol.kg}^{-1}$  respectively, corresponding to 32.3%, 31.3% and

385 24.1% of metal removal, obtained at the initial concentration of 0.67  $\text{mmol.L}^{-1}$ . A slight

386 decrease of sorption capacity was shown at 1.2  $\text{mmol.L}^{-1}$  for the three ions.

387 On the other hand, the competitive experiments showed the selectivity sequence  $\text{Pb} > \text{Cu} \gg$

388 Zn at all times, and also a considerable favorable retention for lead and copper comparing

389 with zinc (Fig. 4a). Lead sorption capacities increased from 19.9 to 90.7  $\text{mmol.kg}^{-1}$ , when the

390 initial concentration increased from 0.04 to 1.2  $\text{mmol.L}^{-1}$ , although its removal percentage

391 decreased from 94.4% to 15.0%. Similarly, copper sorption capacities increased from 16.1 to

392 66.4  $\text{mmol.kg}^{-1}$  with the increase of initial concentration, while its removal percentage

393 decreased from 75.4% to 10.8%. For zinc, the adsorption behavior was different, sorption

394 capacities were very low decreasing from 13.0 to 2.7  $\text{mmol.kg}^{-1}$ , and its removal percentage

395 also decreased from 62.0% to 0.9%, when initial concentrations increased from 0.04 to 1.2  
396 mmol.L<sup>-1</sup>. Zinc was thus the less adsorbed ion in all experiments. Comparing competitive and  
397 non-competitive experiments, zinc was also the most affected ion by the presence of other  
398 ions, its sorption was very considerably higher in the non-competitive trials (from 18.23 to  
399 80.1 mmol.kg<sup>-1</sup>) than in the competitive trials (from 13.0 to 2.7 mmol.kg<sup>-1</sup>). For copper, the  
400 competition effect was also visible. Its sorption was higher in the non-competitive (from 17.9  
401 to 119.2 mmol.kg<sup>-1</sup>) than in the competitive experiments (from 16.1 to 66.4 mmol.kg<sup>-1</sup>).  
402 Concerning lead, the impact of competition was the less important but still quite visible  
403 between the non-competitive (21.9 to 112.3 mmol.kg<sup>-1</sup>) and competitive trials (19.9 to 90.7  
404 mmol.kg<sup>-1</sup>).

405 Therefore, higher affinity with active sites was mainly observed for lead ions, as previously  
406 shown by [Al-Asheh and Duvnjak, \(1998\)](#) and [Park et al., \(2016\)](#) at the use of pine bark and  
407 sesame straw biochar respectively, which allows faster interaction with functional groups. As  
408 evidenced in FT-IR analysis in section 3.1, flax fibers contain negatively charged functional  
409 groups that are able to complex metals. The studies developed by [Guo et al., \(2008\)](#) and [Lee  
410 and Rowell, \(2004\)](#) have demonstrated that the carboxylic and phenolic groups present in  
411 lignin play an important role in adsorption processes. They can induce complexes formation  
412 with heavy metals through the coordination bonds. In addition, and according to several  
413 researches, it has been suggested that ion exchange is one of the most responsible  
414 mechanisms in biosorption process. [Chen et al. \(2010\)](#) demonstrated that biosorption process  
415 using *Cinnamomum camphora* leaves powder was dominated by ion-exchange mechanism  
416 based on activation energies of the reactions. [Božić et al. \(2009\)](#) showed that heavy metals  
417 and protons were substituted by the alkali-earth metals contained in the molecular structure of  
418 sawdust of deciduous trees, by investigating the release of Ca<sup>2+</sup>, Mg<sup>2+</sup>, Na<sup>+</sup>, K<sup>+</sup> and H<sup>+</sup> from  
419 the adsorbent.

420 It is also worthwhile to mention that the sorption capacities for the three metals in both  
421 systems followed the same order as their electronegativities Pb (2.33) > Cu (1.90) > Zn (1.65)

422 (McBride, 1994), which is one of the justifications put forward to explain this selectivity  
423 order, also found in studies using chitosan and egg shell (Shaheen et al., 2013), pine bark  
424 (Cutillas-Barreiro et al., 2014), and sesame straw biochar (Park et al., 2016). This is in  
425 particular attributed to the fact that metal ions with higher electronegativities exhibit higher  
426 attractions for electrons (Deng et al., 2019). Another explanation is that the hydrated radius of  
427 lead (4.01 Å) is smaller than that of copper (4.19 Å) and zinc (4.30 Å), which enables lead to  
428 form stronger bonds with most functional groups (Park et al., 2016).

429 Regarding the ionic interaction effect between monometal and multimetal systems, one of the  
430 methods consists in evaluating the ratio  $R$  of the ion sorption capacity in the multimetal  
431 system  $Q_{e-mult}$  to the ion sorption capacity in the monometal system  $Q_{e-mono}$  (Mohan and  
432 Chander, 2001), in a way that for  $R > 1$ , the ion sorption is promoted in the multimetal  
433 system, and for  $R < 1$  the ion sorption gets overcome by the presence of other ions, and for  $R$   
434  $= 1$  no interaction occurs between ions. In this study, a destructive effect was mainly shown  
435 for zinc ions in the ternary metal system as zinc removal got promptly decreasing with the  
436 increase of metal initial concentrations. Its sorption capacities were also the lowest and quite  
437 constant, unlike zinc behavior in the single metal form, where sorption capacity joined the  
438 same behavior as copper and lead sorption capacities. In the ternary system, the ratios  $R(Zn)$   
439 varied between 0.14 and 0.06 once beyond the initial concentration of 0.08 mmol.L<sup>-1</sup>, while  
440 for copper it was ranged between 0.52 and 0.43, and for lead between 0.84 and 0.68. Other  
441 works have reported this destructive effect in multimetal aqueous solutions, such as the work  
442 developed by Reynel-Avila et al., (2016), which used flamboyant and bush mango biomasses  
443 in binary systems of  $Pb^{2+} - Ni^{2+}$  and  $Pb^{2+} - Cd^{2+}$ . Monometal experiments showed that  
444 cadmium and nickel were considerably affected by the presence of lead whose adsorption  
445 capacities in single and binary systems were almost identical ( $R(Pb) \approx 1$ ). A similar behavior  
446 was observed in a ternary metal system of  $Pb^{2+} - Cu^{2+} - Cd^{2+}$ , using wheat straw as biosorbent  
447 (Coelho et al., 2016). Cadmium ions were efficiently removed in the single metal ion  
448 experiments (metal removal ranging from 90.6% to 81.5%) but were overcome by the

449 presence of lead and copper especially at the highest concentration of 6.0 mmol.L<sup>-1</sup> where  
450 only 23.4% of cadmium was removed.

### 451 3.6. Biosorption curves in competitive and non-competitive experiments

452 Adsorption curves are essential to describe adsorption characteristics at a constant  
453 temperature. For that purpose, several adsorption models have been established in literature,  
454 the most common used are the Langmuir and Freundlich models. The first assumes a  
455 homogeneous surface and that all active sites have equal energies, while the second describes  
456 a heterogeneous surface and shows no limit saturation. To study biosorption curves of the  
457 three ions by flax fibers, experimental adsorption capacity at equilibrium  $Q_e$  was plotted  
458 against equilibrium concentration  $C_e$  and compared with the Langmuir and Freundlich models  
459 for both monometal and multimetal solutions (Fig. 5), except for zinc in the ternary system as  
460 zinc adsorption capacity was significantly low and promptly decreased when added  
461 concentration increased. Hence, zinc adsorption curve in the ternary system couldn't fit the  
462 models and obtained values of  $K_L$  and  $n$  were meaningless, which confirmed a very difficult  
463 adsorption of zinc on active sites. On the other hand, and based on the calculated values  
464 (Table 2), it can be inferred that the Langmuir model provides a slightly better fit for flax  
465 fibers suggesting thus a monolayer adsorption, besides for copper in the ternary system where  
466 the Freundlich showed a better adjustment, indicating a probable multilayer adsorption of  
467 copper when other ions are co-existent.

468 The monolayer adsorption capacities  $Q_{max}$  (mmol.kg<sup>-1</sup>) of flax fibers determined using the  
469 Langmuir model followed the order Pb (81.61) > Cu (57.48) > Zn (8.03) in the competitive  
470 experiments, and changed to Cu (121.57) > Pb (111.68) > Zn (76.40) in the non-competitive  
471 experiments. All adsorption capacities were lower in the multimetal solution, as shown in  
472 section 3.5. The ratio  $\frac{Q_{max\ mono}}{Q_{max\ multi}}$  of each metal where  $Q_{max\ mono}$  and  $Q_{max\ multi}$  are the  
473 maximum sorption capacities in the mono and multimetal systems respectively, indicated that  
474 zinc adsorption was 10 times lower in the competitive experiments, while copper and lead

475 adsorption were only 2 and 1.4 times lower respectively. This clearly showed that zinc ions  
476 were very affected by competition and easily exchanged by other metals. In addition, the  
477 Langmuir constant  $K_L$ , related to the affinity of the binding sites was higher in the non-  
478 competitive experiments for copper and lead (Table 2), showing a stronger affinity with the  
479 adsorbent active sites. Furthermore, the parameter  $R_L$  was represented in Fig. S6 in SI for all  
480 conducted experiments except for zinc in the multimetal solution. Fig. S6 (SI) indicated a  
481 very favorable adsorption for the studied metals in the single form where  $0.02 < R_L(\text{Zn}) <$   
482  $0.41$ ,  $0.01 < R_L(\text{Cu}) < 0.32$  and  $0.003 < R_L(\text{Pb}) < 0.09$ . In the multimetal system,  $R_L$  got  
483 higher but was still indicating a good adsorption for copper and lead as  $0.02 < R_L(\text{Cu}) < 0.39$   
484 and  $0.01 < R_L(\text{Pb}) < 0.22$ . The competition effect was thus very important for zinc, and less  
485 visible for copper and lead. Similarly, in a study conducted by Mahamadi and Nharringo,  
486 (2010) on Eichhornia crassipes, it has been shown that cadmium and zinc ions were overcome  
487 in the presence of lead. Park et al. (2016) have also found that cadmium and zinc adsorption  
488 were respectively 17.2 and 4.85 times lower in the multimetal system of (Cd, Zn, Cu, Cr, Pb)  
489 using sesame straw biochar. Liu and Lian (2019) have reported as well that the adsorption of  
490 cadmium and nickel ions on biogenic vaterite were reduced by 82.42% and 65.09%  
491 respectively in the presence of copper.

492 Compared to other lignocellulosic materials in the scientific literature, flax fibers adsorption  
493 capacity was very competitive (see Table S4 in SI). The maximum adsorption capacity of zinc  
494 using flax fibers ( $76.40 \text{ mmol.kg}^{-1}$ ) was more important than that of jute fibers ( $54.30$   
495  $\text{mmol.kg}^{-1}$ ) and hemp fibers ( $35.00 \text{ mmol.kg}^{-1}$ ) (Shukla et al., 2005; Pejic et al., 2009). Also,  
496 the maximum adsorption capacity of copper ( $121.57 \text{ mmol.kg}^{-1}$ ) was higher than those  
497 reported for bornean oil palm shell ( $27.63 \text{ mmol.kg}^{-1}$ ), barley straw ( $73.01 \text{ mmol.kg}^{-1}$ ), jute  
498 fibers ( $66.56 \text{ mmol.kg}^{-1}$ ) and sawdust ( $28.16 \text{ mmol.kg}^{-1}$ ) (Chong et al., 2013; Pehlivan et al.,  
499 2009a; Shukla et al., 2005; Yu et al., 2001). For lead, flax fibers biosorption ( $111.68$   
500  $\text{mmol.kg}^{-1}$ ) was very high comparing with sisal fibers ( $6.47 \text{ mmol.kg}^{-1}$ ), sawdust ( $15.40$   
501  $\text{mmol.kg}^{-1}$ ), bornean oil palm shell ( $16.36 \text{ mmol.kg}^{-1}$ ), chitosan ( $25.62 \text{ mmol.kg}^{-1}$ ), rice husk

502 (40.11 mmol.kg<sup>-1</sup>), almond shell (38.99 mmol.kg<sup>-1</sup>), and hemp fibers (74.00 mmol.kg<sup>-1</sup>) (Dos  
 503 Santos et al., 2011; Yu et al., 2001; Chong et al., 2013; Zulkali et al., 2006; Pehlivan et al.,  
 504 2009b; Pejic et al., 2009), very close to that of barley straw (111.96 mmol.kg<sup>-1</sup>), and slightly  
 505 lower than those of hazelnut shell (136.00 mmol.kg<sup>-1</sup>) and cashew nut shell (138.27 mmol.kg<sup>-1</sup>)  
 506 <sup>1</sup>) (Pehlivan et al., 2009b; Coelho et al., 2014). Based on these results, it has been shown that  
 507 flax fibers had a very good adsorption capacity and therefore it is a very efficient material for  
 508 water treatment and heavy metals removal.

509 Using the Freundlich model, the Freundlich constant  $K_F$  (L<sup>1/n</sup>.mmol<sup>(1-1/n)</sup>.kg<sup>-1</sup>) related to the  
 510 adsorption capacity was in the order Pb (92.66) > Cu (63.28) > Zn (8.03) in multimetal  
 511 solution and Cu (128.52) > Pb (120.65) > Zn (80.10) in monometal solution (Table 2).

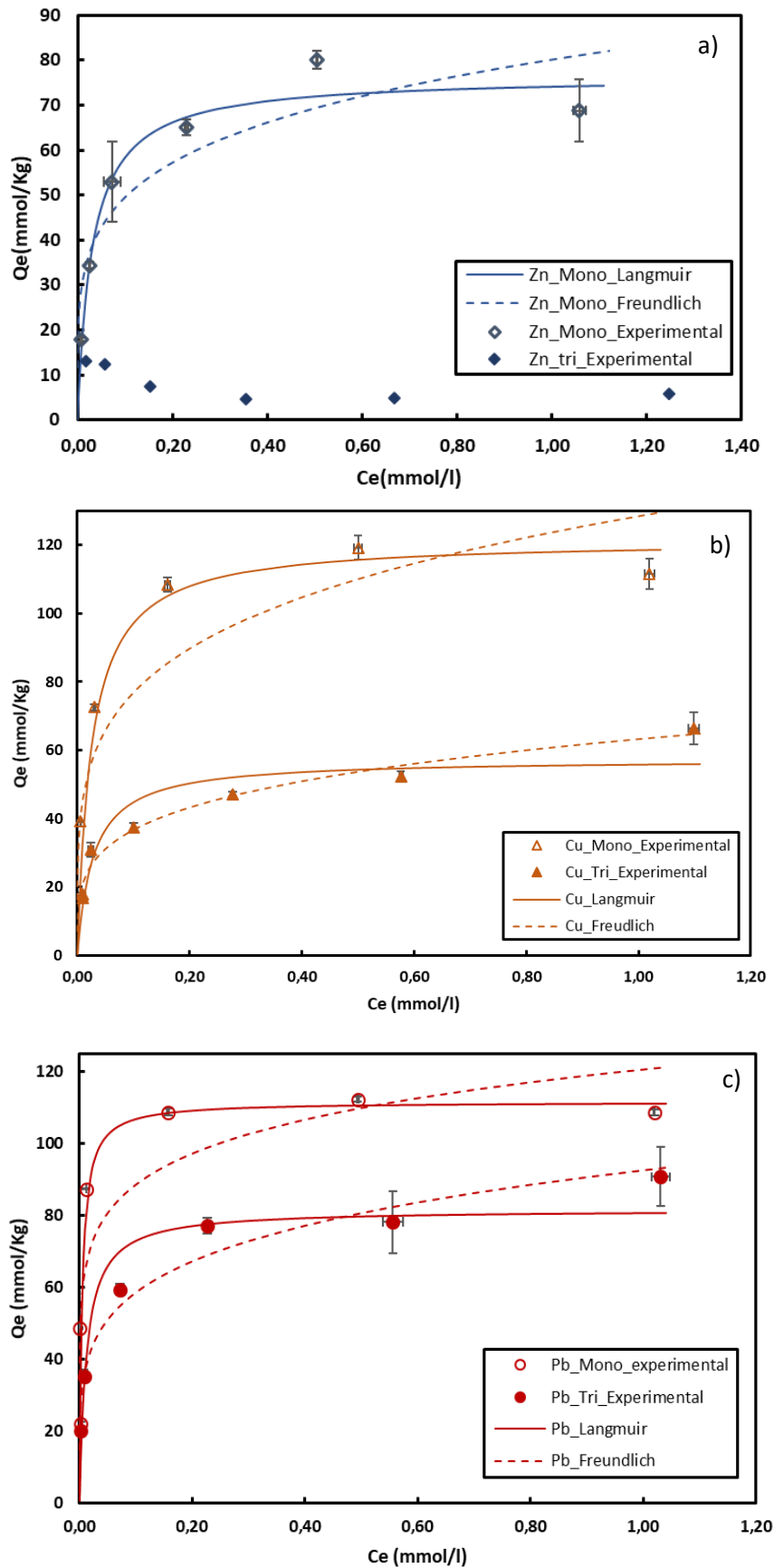
512 Comparing the ratio  $\frac{K_{F\text{ mono}}}{K_{F\text{ multi}}}$  for each metal, it followed the order Zn (9.98) > Cu (2.02) > Pb  
 513 (1.30) indicating that zinc was very affected by competition while lead and copper were not  
 514 very influenced, similarly as demonstrated above with the Langmuir model. Furthermore, the  
 515 Freundlich constant  $n$  ranging between 2 and 10 (Table 2), attested that the biosorption was  
 516 very favorable for all the ions, except again for zinc in the ternary metal system where  $n$  value  
 517 was meaningless. Therefore, both adsorption models showed the same behavior of ions, even  
 518 though a better adjustment was generally shown with the Langmuir rather than the Freundlich  
 519 model.

Table 2. Langmuir and Freundlich parameters values<sup>520</sup>

Heavy Metal	Adsorption system	Langmuir			Freundlich		
		Q <sub>max</sub> (mmol.kg <sup>-1</sup> )	K <sub>L</sub> (L.mmol <sup>-1</sup> )	R <sup>2</sup>	K <sub>F</sub> (L <sup>1/n</sup> .mmol <sup>(1-1/n)</sup> .kg <sup>-1</sup> )	n	R <sup>2</sup>
Pb	Pb <sup>2+</sup>	111.68 ± 0.3	224.10 ± 1.0	<b>0.958</b>	120.65 ± 0.3	7.45 ± 0.03	<b>0.737</b>
	Zn <sup>2+</sup> , Cu <sup>2+</sup> , Pb <sup>2+</sup>	81.61 ± 3.6	84.55 ± 8.8	<b>0.984</b>	92.66 ± 4.4	5.03 ± 0.3	<b>0.960</b>
Cu	Cu <sup>2+</sup>	121.57 ± 0.1	40.00 ± 0.2	<b>0.964</b>	128.52 ± 3.1	4.48 ± 0.04	<b>0.789</b>
	Zn <sup>2+</sup> , Cu <sup>2+</sup> , Pb <sup>2+</sup>	57.48 ± 1.8	35.61 ± 4.4	<b>0.854</b>	63.28 ± 2.0	4.25 ± 0.2	<b>0.963</b>
Zn	Zn <sup>2+</sup>	76.40 ± 6.0	32.36 ± 2.5	<b>0.963</b>	80.10 ± 5.4	4.78 ± 0.7	<b>0.824</b>
	Zn <sup>2+</sup> , Cu <sup>2+</sup> , Pb <sup>2+</sup>	8.03 ± 0.7	-	-	8.03 ± 0.7	-	-

521  
 522  
 523

524  
525  
526  
527  
528  
529  
530  
531  
532  
533  
534  
535  
536  
537  
538  
539  
540  
541  
542  
543  
544  
545  
546  
547  
548



**Fig. 5.** Experimental data and calculated values from the Langmuir and Freundlich models for a) zinc, b) copper and c) lead in both monometal and ternary metal solutions.

**550 Conclusion**

551 Flax fibers were used to remove heavy metals from aqueous solutions. A series of batch  
552 experiments were performed adding lead, copper and zinc ions, either simultaneously or  
553 individually. The aim of the study was to evaluate and compare adsorption behavior of these  
554 metals in two conditions. The obtained results under competitive conditions were different  
555 from those obtained in non-competitive conditions. The adsorption efficiency of flax fibers  
556 related to each heavy metal was higher in the single metal ion solution, and the order of the  
557 adsorption selectivity was  $Pb \approx Cu > Zn$  and changed to  $Pb > Cu \gg Zn$  in the multimetal  
558 solution. Lead was the most retained metal in multimetal solution followed by copper, while  
559 zinc was very considerably affected by the presence of other ions. Electronegativity, hydrated  
560 radius, and ions interactions with functional groups were the main justifications of this  
561 finding, in addition to ion exchange which was reported to be the most dominant mechanism  
562 in biosorption process. On the other hand, the effectiveness of the ions removal was found to  
563 be very dependent on the aqueous solution pH, contact time, initial concentration of metals  
564 and biosorbent concentration.

565 Based on the overall results, flax fibers demonstrated a high biosorption capacity of heavy  
566 metals in both forms of solutions, except for zinc in the multimetal solution. It is thus an  
567 available and efficient low-cost material for water treatment, whose recycling should be  
568 promoted. Hence, in order to regenerate flax fibers and judge the reversibility of biosorption,  
569 further studies will be conducted to evaluate ions desorption and investigate conditions of  
570 ions release.

**571 Acknowledgments**

572 This work was supported by French national education ministry and Depestele Group. We  
573 acknowledge Benoît Duchemin for his technical help in LOMC laboratory (UMR 6294 CNRS).



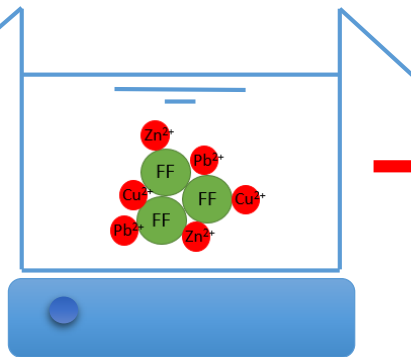
576 **References**

- 577 Abbar, B., Alem, A., Marcotte, S., Pantet, A., Ahfir, N. D., Bizet, L., & Duriatti, D. (2017). Experimental  
578 investigation on removal of heavy metals (Cu<sup>2+</sup>, Pb<sup>2+</sup>, and Zn<sup>2+</sup>) from aqueous solution by flax fibres. *Process*  
579 *Safety and Environmental Protection*, 109, 639-647.
- 580 Al-Asheh, S., & Duvnjak, Z. (1998). Binary metal sorption by pine bark: study of equilibria and  
581 mechanisms. *Separation Science and Technology*, 33(9), 1303-1329.
- 582 Antunes, W. M., Luna, A. S., Henriques, C. A., & da Costa, A. C. A. (2003). An evaluation of copper  
583 biosorption by a brown seaweed under optimized conditions. *Electronic Journal of Biotechnology*, 6(3), 174-  
584 184.
- 585 Balköse, D., & Baltacıoğlu, H. (1992). Adsorption of heavy metal cations from aqueous solutions by wool  
586 fibers. *Journal of Chemical Technology & Biotechnology*, 54(4), 393-397.
- 587 Bozbaş, S. K., & Boz, Y. (2016). Low-cost biosorbent: Anadara inaequalis shells for removal of Pb (II) and  
588 Cu (II) from aqueous solution. *Process Safety and Environmental Protection*, 103, 144-152.
- 589 Božić, D., Stanković, V., Gorgievski, M., Bogdanović, G., & Kovačević, R. (2009). Adsorption of heavy metal  
590 ions by sawdust of deciduous trees. *Journal of hazardous materials*, 171(1-3), 684-692.
- 591 Chen, H., Dai, G., Zhao, J., Zhong, A., Wu, J., & Yan, H. (2010). Removal of copper (II) ions by a biosorbent—  
592 *Cinnamomum camphora* leaves powder. *Journal of Hazardous Materials*, 177(1-3), 228-236.
- 593 Chong, H. L. H., Chia, P. S., & Ahmad, M. N. (2013). The adsorption of heavy metal by Bornean oil palm shell  
594 and its potential application as constructed wetland media. *Bioresource technology*, 130, 181-186.
- 595 Coelho, G. F., Gonçalves Jr, A. C., Tarley, C. R. T., Casarin, J., Nacke, H., & Francziskowski, M. A. (2014).  
596 Removal of metal ions Cd (II), Pb (II), and Cr (III) from water by the cashew nut shell *Anacardium occidentale*  
597 *L.* *Ecological Engineering*, 73, 514-525.
- 598 Coelho, G. F., Gonçalves Jr, A. C., Nóvoa-Muñoz, J. C., Fernández-Calviño, D., Arias-Estévez, M., Fernández-  
599 Sanjurjo, M. J., Álvarez-Rodríguez, E., & Núñez-Delgado, A. (2016). Competitive and non-competitive  
600 cadmium, copper and lead sorption/desorption on wheat straw affecting sustainability in vineyards. *Journal of*  
601 *cleaner production*, 139, 1496-1503.
- 602 Cutillas-Barreiro, L., Ansias-Manso, L., Fernández-Calviño, D., Arias-Estévez, M., Nóvoa-Muñoz, J. C.,  
603 Fernández-Sanjurjo, M. J., Álvarez-Rodríguez, E., & Núñez-Delgado, A. (2014). Pine bark as bio-adsorbent for  
604 Cd, Cu, Ni, Pb and Zn: batch-type and stirred flow chamber experiments. *Journal of environmental*  
605 *management*, 144, 258-264.
- 606 Dang, V. B. H., Doan, H. D., Dang-Vu, T., & Lohi, A. (2009). Equilibrium and kinetics of biosorption of  
607 cadmium (II) and copper (II) ions by wheat straw. *Bioresource technology*, 100(1), 211-219.
- 608 Deng, Y., Huang, S., Laird, D. A., Wang, X., & Meng, Z. (2019). Adsorption behaviour and mechanisms of  
609 cadmium and nickel on rice straw biochars in single- and binary-metal systems. *Chemosphere*, 218, 308-318.
- 610 Dos Santos, W. N., Cavalcante, D. D., da Silva, E. G. P., das Virgens, C. F., & de Souza Dias, F. (2011).  
611 Biosorption of Pb (II) and Cd (II) ions by *Agave sisalana* (sisal fiber). *Microchemical Journal*, 97(2), 269-273.
- 612 Duan, S., Li, J., Liu, X., Wang, Y., Zeng, S., Shao, D., & Hayat, T. (2016). HF-free synthesis of nanoscale  
613 metal-organic framework NMIL-100 (Fe) as an efficient dye adsorbent. *ACS Sustainable Chemistry &*  
614 *Engineering*, 4(6), 3368-3378.
- 615 El-Ashtoukhy, E. S., Amin, N. K., & Abdelwahab, O. (2008). Removal of lead (II) and copper (II) from aqueous  
616 solution using pomegranate peel as a new adsorbent. *Desalination*, 223(1-3), 162-173.
- 617 Flanagan, K., Branchu, P., Boudahmane, L., Caupos, E., Demare, D., Deshayes, S., Dubois, P., Kajeiou, M.,  
618 Meffrat, L., Partibane, C., Saad, M., Vitart de Abreu Lima, M., & Gromaire, M.-C. (2019). Stochastic Method  
619 for Evaluating Removal, Fate and Associated Uncertainties of Micropollutants in a Stormwater Biofilter at an  
620 Annual Scale. *Water*, 11(3), 487.
- 621 Guo, X., Zhang, S., & Shan, X. Q. (2008). Adsorption of metal ions on lignin. *Journal of hazardous*  
622 *materials*, 151(1), 134-142.
- 623 Han, R., Li, H., Li, Y., Zhang, J., Xiao, H., & Shi, J. (2006). Biosorption of copper and lead ions by waste beer  
624 yeast. *Journal of hazardous materials*, 137(3), 1569-1576.

- 625 Ho, Y.S. (2006). Review of second-order models for adsorption systems. *Journal of Hazardous Materials* 136(3):  
626 681-689.
- 627 Ho, Y. S., & McKay, G. (1999). Pseudo-second order model for sorption processes. *Process biochemistry*, 34(5),  
628 451-465.
- 629 Jern, N. W. (2006). *Industrial wastewater treatment*. <https://doi.org/10.1142/p405>. Ed. World Scientific.
- 630 Krishnani, K. K., Meng, X., Christodoulatos, C., & Boddu, V. M. (2008). Biosorption mechanism of nine  
631 different heavy metals onto biomatrix from rice husk. *Journal of hazardous materials*, 153(3), 1222-1234.
- 632 Lagergren S.Y. (1898). Zur Theorie der sogenannten Adsorption gelöster Stoffe *Kungliga Svenska*  
633 *Vetenskapsakad. Handl., Band 24*, 1-39.
- 634 Lee, B.-G., & Rowell, R. M. (2004). Removal of Heavy Metal Ions from Aqueous Solutions Using  
635 Lignocellulosic Fibers. *Journal of Natural Fibers*, 1(1), 97-108.
- 636 Liu, R., & Lian, B. (2019). Non-competitive and competitive adsorption of Cd<sup>2+</sup>, Ni<sup>2+</sup>, and Cu<sup>2+</sup> by biogenic  
637 vaterite. *Science of The Total Environment*, 659, 122-130.
- 638 Mahamadi, C., & Nharingo, T. (2010). Competitive adsorption of Pb<sup>2+</sup>, Cd<sup>2+</sup> and Zn<sup>2+</sup> ions onto *Eichhornia*  
639 *crassipes* in binary and ternary systems. *Bioresource Technology*, 101(3), 859-864.
- 640 McBride, M. B. (1994). *Environmental Chemistry of Soils* Oxford Univ. Press, New York.
- 641 Meirhaeghe, C., & Bewa, H. (2011). Évaluation de la disponibilité et de l'accessibilité des fibres végétales à  
642 usages matériaux en France. Étude FRD subventionnée par l'ADEME, 16, 65.
- 643 Mohan, D., & Chander, S. (2001). Single component and multi-component adsorption of metal ions by activated  
644 carbons. *Colloids and Surfaces A: Physicochemical and Engineering Aspects*, 177(2-3), 183-196.
- 645 Monier, M., Nawar, N., & Abdel-Latif, D. A. (2010). Preparation and characterization of chelating fibers based  
646 on natural wool for removal of Hg (II), Cu (II) and Co (II) metal ions from aqueous solutions. *Journal of*  
647 *hazardous materials*, 184(1-3), 118-125.
- 648 Ouagne, P., Soulat, D., Tephany, C., Duriatti, D., Allaoui, S., & Hivet, G. (2013). Mechanical characterisation of  
649 flax-based woven fabrics and in situ measurements of tow tensile strain during the shape forming. *Journal of*  
650 *composite materials*, 47(28), 3501-3515.
- 651 Park, J. H., Ok, Y. S., Kim, S. H., Cho, J. S., Heo, J. S., Delaune, R. D., & Seo, D. C. (2016). Competitive  
652 adsorption of heavy metals onto sesame straw biochar in aqueous solutions. *Chemosphere*, 142, 77-83.
- 653 Pasquali, C. L., & Herrera, H. (1997). Pyrolysis of lignin and IR analysis of residues. *Thermochimica*  
654 *Acta*, 293(1-2), 39-46.
- 655 Pehlivan, E., Altun, T., & Parlayıcı, S. (2009a). Utilization of barley straws as biosorbents for Cu<sup>2+</sup> and Pb<sup>2+</sup>  
656 ions. *Journal of Hazardous Materials*, 164(2-3), 982-986.
- 657 Pehlivan, E., Altun, T., Cetin, S., & Bhangar, M. I. (2009b). Lead sorption by waste biomass of hazelnut and  
658 almond shell. *Journal of hazardous materials*, 167(1-3), 1203-1208.
- 659 Pejic, B., Vukcevic, M., Kostic, M., & Skundric, P. (2009). Biosorption of heavy metal ions from aqueous  
660 solutions by short hemp fibers: effect of chemical composition. *Journal of Hazardous Materials*, 164(1), 146-  
661 153.
- 662 Reynel-Avila, H. E., Mendoza-Castillo, D. I., Olumide, A. A., & Bonilla-Petriciolet, A. (2016). A survey of  
663 multi-component sorption models for the competitive removal of heavy metal ions using bush mango and  
664 flamboyant biomasses. *Journal of Molecular Liquids*, 224, 1041-1054.
- 665 Rubio, F., Gonçalves, A. C., Meneghel, A. P., Tarley, C. R. T., Schwantes, D., & Coelho, G. F. (2013). Removal  
666 of cadmium from water using by-product *Crambe abyssinica* Hochst seeds as biosorbent material. *Water Science*  
667 *and Technology*, 68(1), 227-233.
- 668 Semerjian, L. (2018). Removal of heavy metals (Cu, Pb) from aqueous solutions using pine (*Pinus halepensis*)  
669 sawdust: Equilibrium, kinetic, and thermodynamic studies. *Environmental technology & innovation*, 12, 91-103.
- 670 Shaheen, S. M., Eissa, F. I., Ghanem, K. M., El-Din, H. M. G., & Al Anany, F. S. (2013). Heavy metals removal  
671 from aqueous solutions and wastewaters by using various byproducts. *Journal of environmental*  
672 *management*, 128, 514-521.

- 673 Shukla, A., Zhang, Y. H., Dubey, P., Margrave, J. L., & Shukla, S. S. (2002). The role of sawdust in the removal  
674 of unwanted materials from water. *Journal of Hazardous Materials*, 95(1-2), 137-152.
- 675 Shukla, S. R., & Pai, R. S. (2005). Adsorption of Cu (II), Ni (II) and Zn (II) on modified jute fibres. *Bioresource*  
676 *technology*, 96(13), 1430-1438.
- 677 Tan, I. A. W., Ahmad, A. L., & Hameed, B. H. (2009). Adsorption isotherms, kinetics, thermodynamics and  
678 desorption studies of 2, 4, 6-trichlorophenol on oil palm empty fruit bunch-based activated carbon. *Journal of*  
679 *Hazardous Materials*, 164(2-3), 473-482.
- 680 Weber, W. J., & Morris, J. C. (1963). Kinetics of adsorption on carbon from solution. *Journal of the Sanitary*  
681 *Engineering Division*, 89(2), 31-60.
- 682 Yu, B., Zhang, Y., Shukla, A., Shukla, S. S., & Dorris, K. L. (2001). The removal of heavy metals from aqueous  
683 solutions by sawdust adsorption—removal of lead and comparison of its adsorption with copper. *Journal of*  
684 *hazardous materials*, 84(1), 83-94.
- 685 Zulkali, M. M. D., Ahmad, A. L., Norulakmal, N. H., & Sharifah, N. S. (2006). Comparative studies of *Oryza*  
686 *sativa* L. husk and chitosan as lead adsorbent. *Journal of Chemical Technology & Biotechnology: International*  
687 *Research in Process, Environmental & Clean Technology*, 81(7), 1324-1327.

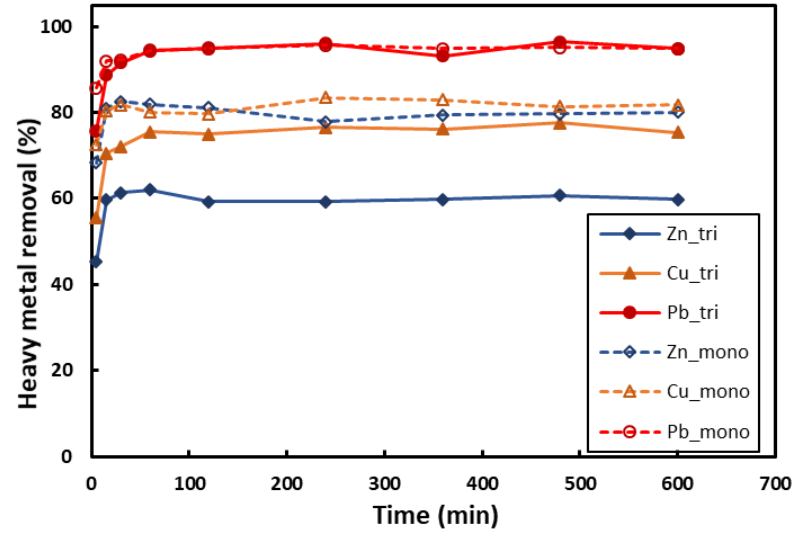
Heavy metals  
( $Zn^{2+}$ ,  $Cu^{2+}$ ,  $Pb^{2+}$ )  
+  
Flax fibers (FF)



**Biosorption under magnetic agitation, using mono and ternary metal systems**



**Samples analysis by ICP-AES machine**



**Biosorption performance**