



HAL
open science

Sustainable Synthesis of a Potent and Selective 5-HT7 Receptor Antagonist Using a Mechanochemical Approach

Vittorio Canale, Valeria Frisi, Xavier Bantreil, Frédéric Lamaty, Pawel Zajdel

► **To cite this version:**

Vittorio Canale, Valeria Frisi, Xavier Bantreil, Frédéric Lamaty, Pawel Zajdel. Sustainable Synthesis of a Potent and Selective 5-HT7 Receptor Antagonist Using a Mechanochemical Approach. *Journal of Organic Chemistry*, 2020, 85 (16), pp.10958-10965. 10.1021/acs.joc.0c01044 . hal-02925108

HAL Id: hal-02925108

<https://hal.science/hal-02925108>

Submitted on 1 Sep 2020

HAL is a multi-disciplinary open access archive for the deposit and dissemination of scientific research documents, whether they are published or not. The documents may come from teaching and research institutions in France or abroad, or from public or private research centers.

L'archive ouverte pluridisciplinaire **HAL**, est destinée au dépôt et à la diffusion de documents scientifiques de niveau recherche, publiés ou non, émanant des établissements d'enseignement et de recherche français ou étrangers, des laboratoires publics ou privés.

Sustainable Synthesis of a Potent and Selective 5-HT₇ Receptor Antagonist Using a Mechanochemical Approach

Vittorio Canale,* Valeria Frisi, Xavier Bantreil,* Frédéric Lamaty, and Paweł Zajdel



Cite This: *J. Org. Chem.* 2020, 85, 10958–10965



Read Online

ACCESS |



Metrics & More

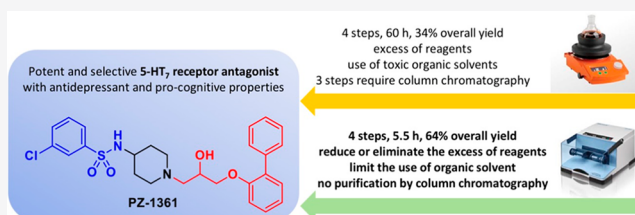


Article Recommendations



Supporting Information

ABSTRACT: A mechanochemical procedure was developed to obtain PZ-1361, a potent and selective 5-HT₇ receptor antagonist, with antidepressant properties in rodents. The elaborated protocol offered several advantages over classical batch synthesis, including improvement of the overall yield (from 34% to 64%), reduction of reaction time (from 60 to 5.5 h), limitation of the use of toxic solvents, and the formation of byproducts. This approach represents a rare example of the synthesis of biologically active compounds exclusively performed using mechanochemical reactions.



Synthetic organic chemistry represents a key component of many drug discovery programs. In the last decades, different techniques have been developed, for example, microwave-assisted organic chemistry and flow chemistry, which might reduce the time required to generate compound libraries for biological screening or might ensure more efficient production of active pharmaceutical ingredients (APIs).^{1–4} Recently, mechanochemical synthesis has also been recognized as an innovative methodology,⁵ with a wide range of practical applications in both academic and industrial research. In particular, mechanochemistry has been used to produce various families of compounds.^{6–10} The primary driving force underlying the rediscovery of mechanochemistry is green chemistry,^{11–13} in particular, the need of chemical and pharmaceutical industries for the development of more sustainable synthetic protocols characterized by the energy efficiency of chemical transformations and reduction of solvent use. The use of such approaches offers additional advantages of mechanochemistry over classical organic chemistry, in terms of excellent selectivity and the possibility to perform previously unknown reactions.^{14–16} Interestingly, an increasing number of mechanochemical procedures for generating pharmaceutically relevant fragments and functionalities have been reported thus far.^{17–19} This novel mechanochemical application led to coining the term “medicinal mechanochemistry.”^{20,21}

We have recently developed a novel class of a potent and selective 5-HT₇ receptor (5-HT₇R) antagonist, namely, an arylsulfonamide derivative of (aryloxy)alkyl alicyclic amine, and identified several lead structures that exhibit significant *in vivo* antidepressant and pro-cognitive properties in rodents (Figure 1).^{22–26}

The classical “in batch” synthetic pathway of this class of derivatives consists of four steps involving the alkylation of commercially available phenols in biphasic conditions,

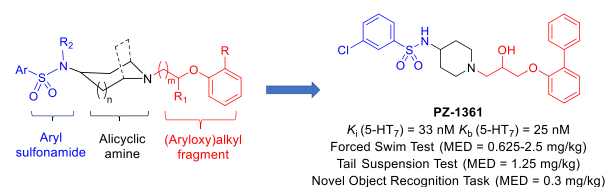
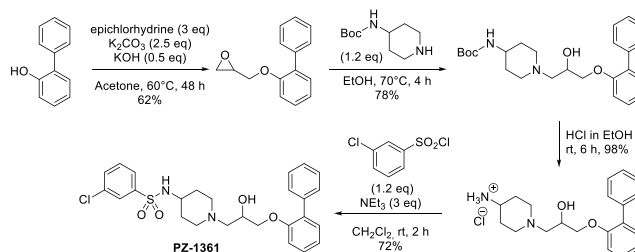


Figure 1. Chemical structure of the potent and selective 5-HT₇R antagonist PZ-1361 belonging to the class of arylsulfonamides of (aryloxy)alkyl alicyclic amines.

nucleophilic substitution of Boc-protected alicyclic amines, removal of the protecting group, and sulfonylation of the resulting primary amine in an alkaline environment (Scheme 1). The critical step of the entire process is the alkylation of

Scheme 1. In-Solution Synthesis of the Compound PZ-1361



Received: April 28, 2020

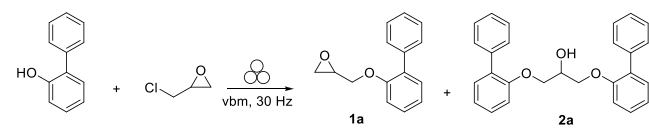
Published: July 24, 2020



phenol, as this reaction should be performed in the presence of a large excess of halogeno-alkanes (from 3 to 6 equiv) to avoid unwanted dimerization or opening of the epoxide ring. Additionally, apart from the deprotection of amine function, column chromatography purification is required in all of the remaining steps together with the use of a large amount of organic solvents (in particular, the highly toxic dichloromethane).^{27,28} To overcome these issues and simultaneously extend the concept of medicinal mechanochemistry, we adapted the synthetic pathway by using a mechanochemical approach for the synthesis of the potent and selective 5-HT₇R antagonist PZ-1361.²⁹ To demonstrate the versatility of this method, we subsequently increased the diversity of building blocks by conducting experiments using 2-substituted phenols, different central amine cores (e.g., piperazine, 3-aminotropane, 3-aminopyrrolidine), and differently substituted arylsulfonyl chlorides. This allowed proposing mechanochemistry as a promising synthetic strategy in medicinal chemistry, which would enable the preparation of lead compounds for preclinical development in a more sustainable and greener manner.³⁰

The optimization of the synthetic pathway started with the alkylation of commercially available 2-phenylphenol with racemic epichlorohydrin (1 equiv). The reaction was initially performed in a 10 mL PTFE jar with a 1 cm diameter stainless steel ball by using a vibratory ball mill (vbm) operated at 30 Hz. A thorough study of the different parameters was performed and is summarized in Table 1 (for more information, see Tables S3–5).

Table 1. Optimization of Milling Conditions for the Alkylation of 2-Phenylphenol^a



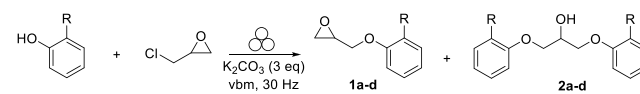
entry	base (equiv)	time (min)	conversion (%) ^b	
			1a	2a
1	Na ₂ CO ₃ (3)	80	1	0
2	K ₂ CO ₃ (3)	80	35	0
3	Cs ₂ CO ₃ (3)	80	29	10
4	KOH (3)	80	36	10
5	K ₂ CO ₃ (3)	140	43	2
6	K ₂ CO ₃ (3)	180	48	5
7	K ₂ CO ₃ (3)	220	52	10
8 ^c	K ₂ CO ₃ (3)	140	61	2.5
9 ^{c,d}	K ₂ CO ₃ (3)	140	90	2

^aReaction conditions: 2-phenylphenol (1 equiv), epichlorohydrin (1 equiv), vbm 30 Hz, 10 mL PTFE jar, $\phi_{\text{ball}} = 1$ cm, total mass of reagents = 100 mg. ^bConversions of 2-phenylphenol into 1a and 2a were determined by UPLC/MS analysis. ^cThe ball used was 1.5 cm in diameter. ^d1.2 equiv of epichlorohydrin was used.

Next, to investigate the kinetics of the alkylation, the experiment was performed using potassium carbonate and different time periods ranging from 40 to 220 min. A reaction time of approximately 2 h was sufficient to obtain around 40% conversion (Table 1, entry 5), while a prolonged milling time slightly accelerated the formation of desired product 1a without reaching full conversion (Table 1, entries 6 and 7). Increasing the milling time promoted the formation of the

unwanted side products, 2a, resulting from nucleophilic addition of 2-phenylphenol to the oxirane derivative 1a. Of note, a similar epoxide ring opening with carboxylic acids was previously reported.³¹ On the basis of the assumption that more energetic collisions might be achieved by increasing the diameter of the milling ball, the use of a 1.5 cm diameter stainless steel ball significantly improved the formation of the monoalkylated product 1a, while restricting the formation of 2a to 2.5% (Table 1, entry 8). Additionally, the use of a slight excess of epichlorohydrin (Table 1, entry 9) enabled to achieve a 90% conversion of 2-phenylphenol into 1a (88% isolated yield) without increasing the formation of 2a. After identifying the optimal reaction conditions for alkylation on a small scale, the influence of different substituents at the phenol was subsequently determined using a 35 mL PTFE jar. The choice of substituent (e.g., 2-isopropyl and 2-iodo) was based on the biological data for this group of derivatives, wherein it was confirmed that only compounds bearing a sterically hindered substituent in 2-position preferentially bind to 5-HT₇R.^{23,24} All of the tested substituted phenols showed higher conversion rates under milling than the unsubstituted one, with the following reactivity rank order: 2-Ph \approx 2-I > 2-*i*Pr > H (Table 2). These results are in line with yields and purities obtained

Table 2. Effect of Liquid-Assisted Grinding on the Alkylation of Different 2-Substituted Phenols^a



entry	R	additive ^b	conversion (%) ^c		% yield (1a-d) ^d
			1a-d	2a-d	
1	Ph		84	2	nd ^e
2	Ph	EtOAc	87	3	nd ^e
3	Ph	<i>i</i> PrOH	90	3	85
4	H		52	3	nd ^e
5	H	EtOAc	55	3	nd ^e
6	H	<i>i</i> PrOH	63	3	70
7	<i>i</i> Pr		64	3	nd ^e
8	<i>i</i> Pr	EtOAc	66	3	nd ^e
9	<i>i</i> Pr	<i>i</i> PrOH	69	3	65
10	I		77	1	nd ^e
11	I	EtOAc	82	1	nd ^e
12	I	<i>i</i> PrOH	88	1	84

^aReaction conditions: phenol (1 equiv), epichlorohydrin (1.2 equiv), vbm 30 Hz, $\phi_{\text{ball}} = 1.5$ cm, time = 120–140 min, 35 mL PTFE jar; total mass of reagents, 330 mg. ^b50 μ L, $\eta = 0.15$ μ L mg⁻¹. ^cConversions of 2-substituted phenols into 1a–d and 2a–d were determined by UPLC/MS analysis. ^dIsolated yield of pure compounds 1a–d. ^end = not determined.

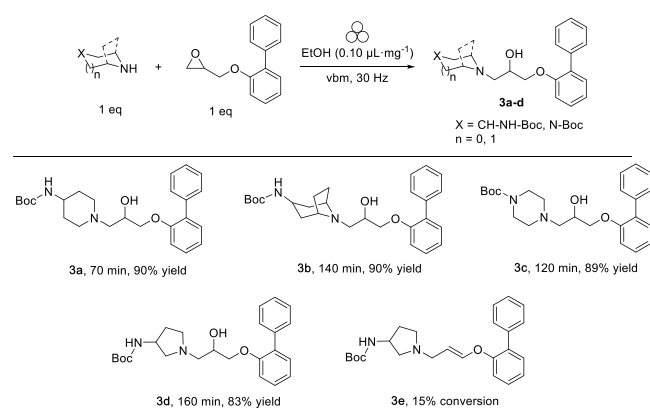
from the classical organic synthesis pathway using biphasic conditions (for more information, see Supporting Information).

Because the conversion rate was slightly lower than that obtained in the 10 mL milling jar (Table 2, entry 1), ethyl acetate and isopropanol as nontoxic liquid assistants were evaluated to enhance the overall mixing and reaction kinetics.^{32–36} The results showed that, regardless of the nature of the phenol tested, liquid-assisted grinding (LAG) enabled to increase the conversions into 1a–d up to 11%, while limiting the formation of side products 2a–d, with isopropanol being the best assistant. A simple basic extraction allowed to remove

unreacted substrates and side products and afforded intermediates **1a–d** in high purity and yields (65–85%). As a comparison, the same reactions performed in the solution for 48 h provided a higher amount of side products (20–35%), which required column chromatography separation.

The next step involved the alkylation of Boc-4-amino-piperidine with the [1,1'-biphenyl] oxirane derivative **1a** in a 35 mL PTFE jar using vbm at 30 Hz (Scheme 2). This

Scheme 2. Mechanochemical Alkylation of Different Boc-Protected Alicyclic Amines^a



^aReaction conditions: vbm 30 Hz, $\phi_{\text{ball}} = 1.5$ cm, total mass of reagents = 330 mg, 35 mL PTFE jar, EtOH (33 μL , $\eta = 0.1$ $\mu\text{L mg}^{-1}$).

reaction was originally performed in refluxing ethanol for 4 h, with an excess of reagents and required purification on silica gel (see Supporting Information). To our delight, the mechanochemical approach resulted in a complete conversion of the starting materials, reduced the reaction time to 70 min, limited the amount of solvent (from 15 mL to 33 μL , $\eta = 0.1$ $\mu\text{L mg}^{-1}$), avoided the excess of an alkylating agent, and eliminated the purification step on silica gel. The desired compound **3a** was obtained in 90% yield (Scheme 2). Encouraged by these findings, we extended this protocol to the alkylation of amine function by testing different Boc-protected alicyclic amines. The kinetics of the reaction strongly depended on the type of amine used as the alkylation of 3-Boc-amino-8-azabicyclooctane (tropane), and 4-Boc-piperazine required a higher milling time (140 and 120 min, respectively) to achieve high conversions. The corresponding intermediates **3b** and **3c** were isolated in 90% and 89% yields, respectively. When 3-Boc-amino-pyrrolidine was used as a nucleophile, a prolonged milling time afforded the desired compound **3d** in 83% yield. However, 15% of the dehydrated byproduct **3e**, which was not generated in solution, was observed. In the case of other alicyclic amines, a lower percentage of the respective dehydrated side products (5–10%) were observed when the milling time exceeded 160 min.

Various accessible methods to form a sulfonamide bond in conventional solution or on solid support have been extensively reported in literature.^{37–42} However, most of them involve the use of a strong organic base, excess of a sulfonylating agent, and low environmentally friendly solvents (in particular dichloromethane). To develop a more sustainable and efficient methodology, sulfonylation of intermediate **4** with 3-chlorobenzenesulfonyl chloride was optimized under milling conditions. Prior to the reaction, primary amine **4** was obtained by the treatment of Boc-

derivative **3a** in the presence of gaseous HCl (for more information, see Supporting Information).

Compound PZ-1361 (**5a**) was finally isolated in a high yield after milling of the substrates in the presence of nontoxic K_2CO_3 for 1 min (Table 3, entry 1). To illustrate the versatility

Table 3. Optimization of Milling Conditions for Sulfonylation of Primary Amine^a

entry	R	product	time [min]	% yield ^b
1	3-Cl	5a	1	86
2	H	5b	5	87
3	2-F	5c	2	85
4	3-OMe	5d	3	86
5	4-NO ₂	5e	5	80

^aReaction conditions: vbm 30 Hz, 35 mL PTFE jar, $\phi_{\text{ball}} = 1.5$ cm, total mass of reagents = 330 mg. ^bAfter the addition of EtOAc and washing with KHSO_4 (aq).

of this mechanochemical approach, compounds **5b–e** bearing electron-withdrawing or -donating substituents in different positions of the benzenesulfonamide moiety were prepared. It seems that the position of the substituent has more influence on sulfonylation rather than its electronic effect. All derivatives were obtained in good yields and purities comparable to those obtained in solution. In addition, the presence of a 2-fluoro or 3-methoxy substituent (Table 3, entries 3 and 4) led to higher conversions in a relatively shorter time than 4-nitro and unsubstituted analogues (Table 3, entries 2 and 5).

In summary, mechanochemistry enabled the preparation of the biologically active compound PZ-1361 (**5a**) in 4 steps with an overall yield of 64%. This approach required a total milling time of 331 min; only a slight excess of the alkylating agent was required, and no chromatographic purification was necessary to isolate **5a** in high purity (Figure 2). The versatility of the

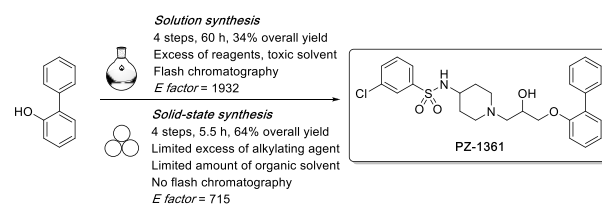


Figure 2. In-solution vs solid-state synthesis of PZ-1361.

protocol was confirmed by introducing diversification at the aryloxy fragment (**1a–d**), central amine core (**3a–d**), and the benzenesulfonamide moiety (**5a–e**). Compared to the classical thermal methods in solution, the mechanochemical approach offered several advantages including (i) improvement of the overall yield (from 34% to 64%), (ii) reduction of reaction time (from 60 to 5.5 h), and (iii) limitation of the use of toxic solvents and the formation of byproducts. Moreover, reaction conditions and workup procedures were simplified because intermediates and final compounds were obtained by simple extraction without the need for column chromatography purification. To assess the sustainability of the newly developed approach, the green chemistry metrics E factor and Ecoscale

score were calculated,^{43,44} which confirmed the advantage of the mechanochemical strategy over the classical organic chemistry pathway (for more information, see [Supporting Information](#)). The E factor calculated for the 4-step synthesis of **PZ-1361** is reduced by 2.7 (from 1932 to 715) when switching from classical solution synthesis to mechanochemistry.

In addition, Ecoscale scores were found to be excellent for each synthetic step (>70) in the solid state, while some of them were inadequate in solution (<50). To the best of our knowledge, this approach represents the first example of organic synthesis of a CNS-acting agent exclusively performed using the mechanochemical methodology. Further studies aimed to confirm the suitability of the mechanochemical approach for an efficient and sustainable synthesis of a focused library of biologically active compounds are under development.

EXPERIMENTAL SECTION

General Remarks. The milling treatments were carried out in a vibratory ball-mill Retsch MM400 operated at 30 Hz. The milling load is defined as the sum of the mass of the reactants per free volume in the jar and was equal to 10 or 25 mg/mL. All of the reactions using vibratory ball mill were performed under air. ¹H and ¹³C NMR spectra were recorded on a JEOL JNM-ECZR500 RS1 (ECZR version) at 500 and 126 MHz, respectively, and are reported in ppm using deuterated solvent for calibration (CDCl₃ or CD₃OD-*d*₄). The *J* values are reported in hertz (Hz), and the splitting patterns are designated as follows: br s. (broad singlet), br d. (broad doublet), s (singlet), d (doublet), t (triplet), q (quartet), dd (doublet of doublets), dt (doublet of triplets), td (triplet of doublets), tt (triplet of triplets), m (multiplet). Mass spectra were recorded on a UPLC-MS/MS system consisting of a Waters ACQUITY UPLC (Waters Corporation, Milford, MA, USA) coupled to a Waters TQD mass spectrometer (electrospray ionization mode ESI-tandem quadrupole). Chromatographic separations were carried out using the Acquity UPLC BEH (bridged ethyl hybrid) C18 column; 2.1 mm × 100 mm, and 1.7 μm particle size, equipped with Acquity UPLC BEH C18 Van Guard precolumn; 2.1 mm × 5 mm, and 1.7 μm particle size. The column was maintained at 40 °C and eluted under gradient conditions from 95% to 0% of eluent A over 10 min, at a flow rate of 0.3 mL min⁻¹. Eluent A: water/formic acid (0.1%, v/v), Eluent B: acetonitrile/formic acid (0.1%, v/v). HRMS analyses were performed on an UPLC Acquity H-Class from Waters hyphenated to a Synapt G2-S mass spectrometer with a dual ESI source from Waters.

Alkylation of 2-Phenylphenol in Ball Mill (General Procedure A). 2-Phenylphenol (24.5 mg, 0.144 mmol, 1 equiv) and previously grinded K₂CO₃ (59.58 mg, 0.431 mmol, 3.0 equiv) were introduced in a 10 mL PTFE jar (milling load 10 mg/mL) with one stainless steel ball ($\phi_{\text{ball}} = 1.5$ cm) followed by the addition of epichlorohydrin (13.5 μL, 0.172 mmol, 1.2 equiv). The reaction was carried out for 120–140 min at rt. The mixture was then solubilized in CH₂Cl₂ (15 mL), and the organic phase was washed with 2 N NaOH aqueous solution (3 × 5 mL) and saturated NaCl solution (1 × 5 mL), dried over Na₂SO₄, and finally filtered and concentrated under reduced pressure, yielding intermediate **1a** as a white powder (29.0 mg, yield 88%).

Alkylation of Phenol in Ball Mill (General Procedure B). Different substituted phenol (1 equiv) and previously grinded K₂CO₃ (3 equiv) were introduced in a 35 mL PTFE jar (milling load 10 mg/mL) with one stainless steel ball ($\phi_{\text{ball}} = 1.5$ cm). Then epichlorohydrin (1.2 equiv) was added. The reaction was carried out for 120–140 min at rt. The mixture was solubilized in CH₂Cl₂ (15 mL), and the organic phase was washed with 2 N NaOH aqueous solution (3 × 5 mL) and saturated NaCl solution (1 × 5 mL), dried over Na₂SO₄, and finally filtered and concentrated under reduced pressure.

2-((1,1'-Biphenyl)-2-yloxy)methyl)oxirane (1a) [CAS 7144-65-2]. General Procedure B was followed with 2-phenylphenol (80.7 mg, 0.474 mmol, 1 equiv), previously grinded K₂CO₃ (196.6 mg, 1.42 mmol, 3 equiv), epichlorohydrin (44.6 μL, 0.569 mmol, 1.2 equiv), and 2-propanol (50 μL, $\eta = 0.15$ μL mg⁻¹) to afford intermediate **1a** as a white powder (81 mg, yield 85%).

C₁₅H₁₄O₂, MW: 226.27. Monoisotopic mass: 226.10. UPLC/MS: *t*_R = 7.20 min, purity = 99%, [M + MeCN + H]⁺ 268.1. ¹H NMR (500 MHz, CDCl₃): δ 7.58 (dt, *J* = 8.0, 1.1 Hz, 1H), 7.55–7.60 (m, 1H), 7.41–7.46 (m, 2H), 7.34–7.38 (m, 2H), 7.32 (td, *J* = 8.0, 1.7 Hz, 1H), 7.08 (td, *J* = 7.4, 1.1 Hz, 1H), 6.98–7.03 (m, 1H), 4.22 (dd, *J* = 11.5, 2.9 Hz, 1H), 3.99 (dd, *J* = 10.9, 5.2 Hz, 1H), 3.25–3.29 (m, 1H), 2.81 (t, *J* = 4.6 Hz, 1H), 2.68 (dd, *J* = 5.2, 2.9 Hz, 1H). ¹³C{¹H} NMR (126 MHz, CDCl₃): δ 155.5, 138.4, 131.4, 131.2, 129.7, 128.7, 128.1, 127.1, 121.8, 113.3, 69.1, 50.4, 44.7. HRMS (ESI-TOF): *m/z* [M + MeCN + H]⁺ calcd for C₁₇H₁₈NO₂, 268.1338; found, 268.1346. Data in agreement with lit.²⁹

2-((1,1'-Biphenyl)-2-yloxy)methyl)oxirane (1a) [CAS 7144-65-2] (Synthesis on a mmol Scale). 2-Phenylphenol (195.7 mg, 1.15 mmol, 1 equiv) and previously grinded K₂CO₃ (476.7 mg, 3.45 mmol, 3.0 equiv) were introduced in a 35 mL PTFE jar (milling load 25 mg/mL) with one stainless steel ball ($\phi_{\text{ball}} = 1.5$ cm) followed by the addition of epichlorohydrin (108.2 μL, 1.38 mmol, 1.2 equiv). The reaction was carried out for 140 min at rt. The mixture was then solubilized in CH₂Cl₂ (25 mL), and the organic phase was washed with 2 N NaOH aqueous solution (3 × 10 mL) and saturated NaCl solution (1 × 10 mL), dried over Na₂SO₄, and finally filtered and concentrated under reduced pressure, yielding intermediate **1a** as a white powder (215.8 mg, yield 83%).

2-(Phenoxymethyl)oxirane (1b) [CAS 122-60-1]. General Procedure B was followed with phenol (50.1 mg, 0.532 mmol, 1 equiv), previously grinded K₂CO₃ (220.8 mg, 1.597 mmol, 3 equiv), epichlorohydrin (50.1 μL, 0.639 mmol, 1.2 equiv), and 2-propanol (50 μL, $\eta = 0.15$ μL mg⁻¹) to afford intermediate **1b** as a white powder (55 mg, yield 70%).

C₉H₁₀O₂, MW: 150.17. Monoisotopic mass: 150.07. UPLC/MS: *t*_R = 5.44 min, purity = 97%, [M + MeCN + H]⁺ 192.1. ¹H NMR (500 MHz, CDCl₃): δ 7.30 (tt, *J* = 8.6, 1.7 Hz, 2H), 6.96–7.01 (m, 1H), 6.91–6.95 (m, 2H), 4.20 (dd, *J* = 11.2, 3.2 Hz, 1H), 3.90 (dd, *J* = 10.9, 5.7 Hz, 1H), 3.30–3.35 (m, 1H), 2.84–2.88 (m, 1H), 2.72 (dd, *J* = 4.9, 2.6 Hz, 1H). ¹³C{¹H} NMR (126 MHz, CDCl₃): δ 158.6, 129.7, 121.3, 114.8, 68.8, 50.3, 44.7. HRMS (ESI-TOF): *m/z* [M + MeCN + H]⁺ calcd for C₁₁H₁₄NO₂, 192.1025; found, 192.1032. Data in agreement with lit.⁴⁵

2-((2-Isopropylphenoxy)methyl)oxirane (1c) [CAS 5904-89-2]. General Procedure B was followed with 2-isopropylphenol (65.2 mg, 0.479 mmol, 1 equiv), previously grinded K₂CO₃ (198.4 mg, 1.436 mmol, 3 equiv), epichlorohydrin (45.1 μL, 0.575 mmol, 1.2 equiv), and 2-propanol (50 μL, $\eta = 0.15$ μL mg⁻¹) to afford intermediate **1c** as a colorless oil (59.8 mg, yield 65%).

C₁₂H₁₆O₂, MW: 192.25. Monoisotopic mass: 192.12. UPLC/MS: *t*_R = 7.33 min, purity = 100%, [M + MeCN + H]⁺ 234.2. ¹H NMR (500 MHz, CDCl₃): δ 7.25–7.29 (m, 1H), 7.18 (td, *J* = 7.4, 1.7 Hz, 1H), 6.99 (t, *J* = 7.4 Hz, 1H), 6.86 (d, *J* = 8.0 Hz, 1H), 4.26 (dd, *J* = 10.9, 2.9 Hz, 1H), 4.00 (dd, *J* = 10.9, 5.2 Hz, 1H), 3.37–3.45 (m, 2H), 2.92 (dd, *J* = 5.2, 4.0 Hz, 1H), 2.80 (dd, *J* = 4.9, 2.6 Hz, 1H), 1.29 (dd, *J* = 6.9, 1.1 Hz, 6H). ¹³C{¹H} NMR (126 MHz, CDCl₃): δ 155.8, 137.4, 126.7, 126.4, 121.4, 111.7, 68.9, 50.5, 44.7, 27.0, 22.9. HRMS (ESI-TOF): *m/z* [M + MeCN + H]⁺ calcd for C₁₄H₂₀NO₂, 234.1494; found, 234.1502. Data in agreement with lit.²⁹

2-((2-Iodophenoxy)methyl)oxirane (1d) [CAS 75746-33-7]. General Procedure B was followed with 2-iodophenol (93.9 mg, 0.427 mmol, 1 equiv), previously grinded K₂CO₃ (176.9 mg, 1.28 mmol, 3 equiv), epichlorohydrin (40.1 μL, 0.512 mmol, 1.2 equiv), and 2-propanol (50 μL, $\eta = 0.15$ μL mg⁻¹) to afford intermediate **1d** as a white powder (100 mg, yield 84%).

C₉H₉IO₂, MW: 276.07. Monoisotopic mass: 275.96. UPLC/MS: *t*_R = 6.49 min, purity = 99%, [M + MeCN + H]⁺ 318.0. ¹H NMR (500 MHz, CDCl₃): δ 7.71 (dd, *J* = 8.0, 1.7 Hz, 1H), 7.22 (td, *J* = 7.7, 1.7 Hz, 1H), 6.76 (dd, *J* = 8.3, 1.4 Hz, 1H), 6.67 (td, *J* = 8.0, 1.1 Hz, 1H),

4.28 (dd, $J = 11.5, 2.9$ Hz, 1H), 3.93 (dd, $J = 10.9, 5.2$ Hz, 1H), 3.29–3.33 (m, 1H), 2.80–2.85 (m, 2H). $^{13}\text{C}\{^1\text{H}\}$ NMR (126 MHz, CDCl_3): δ 157.1, 139.7, 129.8, 123.3, 112.8, 86.8, 69.5, 50.0, 44.8. HRMS (ESI-TOF): m/z $[\text{M} + \text{MeCN} + \text{H}]^+$ calcd for $\text{C}_{11}\text{H}_{13}\text{INO}_2$, 317.9991; found, 317.9998. Data in agreement with lit.⁴⁶

Alkylation of Boc-*N*-Protected Alicyclic Amines (General Procedure C). Intermediate **1a** (1 equiv) and Boc-protected alicyclic amine (1 equiv) were introduced in a 35 mL PTFE jar (milling load 10 mg/mL) with one stainless steel ball ($\phi_{\text{ball}} = 1.5$ cm), followed by the addition of EtOH (33 μL , $\eta = 0.1$ $\mu\text{L mg}^{-1}$) as a liquid assistant. The reaction was carried out for 70–160 min at rt. Then, the product was solubilized in ethyl acetate (20 mL), and the organic phase was washed with KHSO_4 aqueous solution at pH = 3.5 (3×7 mL) and saturated NaCl solution (1×7 mL), dried over Na_2SO_4 , and finally filtered and concentrated under reduced pressure.

***tert*-Butyl ((1-(3-([1,1'-Biphenyl]-2-yloxy)-2-hydroxypropyl)piperidin-4-yl)carbamate (**3a**)) [CAS 2095849-45-7].**

General Procedure C was followed with compound **1a** (175.1 mg, 0.774 mmol, 1 equiv), 4-Boc-amino-piperidine (154.9 mg, 0.774 mmol, 1 equiv), and EtOH (33 μL , $\eta = 0.1$ $\mu\text{L mg}^{-1}$) to afford intermediate **3a** as a white powder (297 mg, yield 90%). $\text{C}_{25}\text{H}_{34}\text{N}_2\text{O}_4$, MW: 426.55. Monoisotopic mass: 426.25. UPLC/MS: $t_{\text{R}} = 5.46$ min, purity = 97%, $[\text{M} + \text{H}]^+ 427.3$. ^1H NMR (500 MHz, CDCl_3): δ 7.47 (d, $J = 7.4$ Hz, 2H), 7.27–7.41 (m, 5H), 7.05 (t, $J = 7.4$ Hz, 1H), 6.94–6.98 (m, 1H), 4.51 (br s, 1H), 4.13 (br s, 1H), 3.97–4.10 (m, 1H), 3.88 (t, $J = 7.4$ Hz, 1H), 3.42–3.58 (m, 2H), 2.86–3.10 (m, 2H), 2.50–2.65 (m, 2H), 2.44 (t, $J = 11.5$ Hz, 1H), 2.05–2.25 (m, 1H), 1.87–2.05 (m, 2H), 1.62–1.76 (m, 2H), 1.43 (s, 9H). $^{13}\text{C}\{^1\text{H}\}$ NMR (126 MHz, CDCl_3): δ 155.2, 138.6, 131.3, 130.9, 129.8, 128.9, 128.0, 127.0, 121.8, 113.2, 79.8, 70.4, 65.4, 61.6, 51.7, 31.1, 29.8, 28.5. HRMS (ESI-TOF): m/z $[\text{M} + \text{H}]^+$ calcd for $\text{C}_{25}\text{H}_{34}\text{N}_2\text{O}_4$, 427.2591; found, 427.2601. Data in agreement with lit.²⁹

***tert*-Butyl ((1-(3-([1,1'-Biphenyl]-2-yloxy)-2-hydroxypropyl)piperidin-4-yl)carbamate (**3a**)) [CAS 2095849-45-7] (Synthesis on a mmol Scale).** Intermediate **1a** (424.5 mg, 1.88 mmol, 1 equiv) and Boc-*N*-4-aminopiperidine (375.5 mg, 1.88 mmol, 1 equiv) were introduced in a 35 mL PTFE jar (milling load 25 mg/mL) with one stainless steel ball ($\phi_{\text{ball}} = 1.5$ cm) followed by the addition of EtOH (80 μL , $\eta = 0.1$ $\mu\text{L mg}^{-1}$) as a liquid assistant. The reaction was carried out for 70 min at rt. Then, the product was solubilized in ethyl acetate (30 mL), and the organic phase was washed with KHSO_4 aqueous solution at pH = 3.5 (3×10 mL) and saturated NaCl solution (1×10 mL), dried over Na_2SO_4 , and finally filtered and concentrated under reduced pressure, yielding intermediate **3a** as a white powder (704.3 mg, yield 88%).

***tert*-Butyl ((1*R*,5*S*)-8-(3-([1,1'-Biphenyl]-2-yloxy)-2-hydroxypropyl)-8-azabicyclo[3.2.1]octan-3-yl)carbamate (**3b**).** **General Procedure C** was followed with compound **1a** (165.0 mg, 0.729 mmol, 1 equiv), 3-Boc-amino-tropane (165.0 mg, 0.729 mmol, 1 equiv), and EtOH (33 μL , $\eta = 0.1$ $\mu\text{L mg}^{-1}$) to afford intermediate **3b** as a white powder (302.6 mg, yield 90%).

$\text{C}_{27}\text{H}_{36}\text{N}_2\text{O}_4$, MW: 452.59. Monoisotopic mass: 452.27. UPLC/MS: $t_{\text{R}} = 5.73$ min, purity = 95%, $[\text{M} + \text{H}]^+ 453.3$. ^1H NMR (500 MHz, CDCl_3): δ 7.43–7.49 (m, 2H), 7.33–7.38 (m, 2H), 7.27–7.32 (m, 3H), 7.04 (t, $J = 6.9$ Hz, 1H), 6.94–6.98 (m, 1H), 4.53 (br d, $J = 7.4$ Hz, 1H), 4.17 (br s, 1H), 4.08–4.14 (m, 1H), 3.82–3.89 (m, 1H), 3.75–3.81 (m, 1H), 3.41–3.46 (m, 1H), 3.31–3.37 (m, 1H), 2.65 (d, $J = 12.6$ Hz, 1H), 2.40–2.61 (m, 1H), 1.73–1.95 (m, 5H), 1.60–1.71 (m, 2H), 1.39–1.46 (m, 9H), 0.75–0.91 (m, 2H). $^{13}\text{C}\{^1\text{H}\}$ NMR (126 MHz, CDCl_3): δ 155.4, 155.1, 138.6, 131.1, 130.9, 129.7, 128.9, 127.9, 127.1, 121.7, 112.8, 79.7, 69.7, 66.1, 62.7, 60.9, 56.5, 41.3, 36.9, 29.8, 29.7, 28.5, 25.9, 25.2. HRMS (ESI-TOF): m/z $[\text{M} + \text{H}]^+$ calcd for $\text{C}_{27}\text{H}_{36}\text{N}_2\text{O}_4$, 453.2753; found, 453.2760.

***tert*-Butyl (4-(3-([1,1'-Biphenyl]-2-yloxy)-2-hydroxypropyl)piperazine-1-carboxylate (**3c**)).** **General Procedure C** was followed with compound **1a** (181.0 mg, 0.800 mmol, 1 equiv), Boc-piperazine (149.0 mg, 0.800 mmol, 1 equiv), and EtOH (33 μL , $\eta = 0.1$ $\mu\text{L mg}^{-1}$) to afford intermediate **3c** as a white powder (292.2 mg, yield 89%).

$\text{C}_{24}\text{H}_{32}\text{N}_2\text{O}_4$, MW: 412.52. Monoisotopic mass: 412.24. UPLC/MS: $t_{\text{R}} = 5.4$ min, purity = 97%, $[\text{M} + \text{H}]^+ 413.2$.

^1H NMR (500 MHz, CDCl_3): δ 7.48–7.53 (m, 2H), 7.35–7.41 (m, 2H), 7.27–7.34 (m, 3H), 7.04 (td, $J = 7.4, 1.1$ Hz, 1H), 6.98 (d, $J = 8.0$ Hz, 1H), 3.92–4.02 (m, 3H), 3.35–3.43 (m, 4H), 2.93 (br s, 1H), 2.41–2.52 (m, 4H), 2.25–2.32 (m, 2H), 1.46 (s, 9H). $^{13}\text{C}\{^1\text{H}\}$ NMR (126 MHz, CDCl_3): δ 155.6, 154.8, 138.5, 131.4, 130.9, 129.7, 128.8, 128.0, 127.0, 121.6, 113.2, 79.9, 71.0, 65.9, 60.9, 53.3, 28.5. HRMS (ESI-TOF): m/z $[\text{M} + \text{H}]^+$ calcd for $\text{C}_{24}\text{H}_{32}\text{N}_2\text{O}_4$, 413.2440; found, 413.2446.

***tert*-Butyl ((1-(3-([1,1'-Biphenyl]-2-yloxy)-2-hydroxypropyl)pyrrolidin-3-yl)carbamate (**3d**)).** **General Procedure C** was followed with compound **1a** (181.0 mg, 0.800 mmol, 1 equiv), 3-Boc-amino-pyrrolidine (149.0 mg, 0.800 mmol, 1 equiv), and EtOH (33 μL , $\eta = 0.1$ $\mu\text{L mg}^{-1}$) to afford intermediate **3d** as a white powder (268.7 mg, yield 83%). In this case, crystallization in EtOH was required to obtain the pure compound.

$\text{C}_{24}\text{H}_{32}\text{N}_2\text{O}_4$, MW: 412.52. Monoisotopic mass: 412.24. UPLC/MS: $t_{\text{R}} = 5.52$ min, purity = 95%, $[\text{M} + \text{H}]^+ 413.2$.

^1H NMR (500 MHz, CDCl_3): δ 7.50 (d, $J = 7.6$ Hz, 2H), 7.35–7.40 (m, 2H), 7.32 (dd, $J = 7.4, 1.7$ Hz, 1H), 7.26–7.30 (m, 2H), 7.03 (td, $J = 7.4, 1.1$ Hz, 1H), 6.94–7.00 (m, 1H), 5.05–5.13 (m, 1H), 4.09–4.17 (m, 1H), 3.13–3.42 (m, 1H), 2.80–2.89 (m, 1H), 2.67–2.75 (m, 1H), 2.55–2.64 (m, 2H), 2.42–2.52 (m, 1H), 2.34–2.40 (m, 1H), 2.28–2.34 (m, 1H), 2.11–2.23 (m, 2H), 1.48–1.60 (m, 1H), 1.43 (s, 9H). $^{13}\text{C}\{^1\text{H}\}$ NMR (126 MHz, CDCl_3): δ 155.6, 155.5, 138.5, 131.3, 130.9, 129.7, 128.8, 128.0, 127.0, 121.6, 113.3, 79.3, 71.2, 71.2, 67.7, 61.7, 61.1, 58.8, 52.8, 49.8, 32.6, 28.5. HRMS (ESI-TOF): m/z $[\text{M} + \text{H}]^+$ calcd for $\text{C}_{24}\text{H}_{32}\text{N}_2\text{O}_4$, 413.2440; found, 413.2446.

Deprotection of Boc Function in Solid State (General Procedure D). Intermediate **3a** (0.5 g, 1.16 mmol) was submitted to HCl_{gas} for 2 h at rt to afford the primary amine **4** as a white hydrochloride salt (0.41 g, yield 98%).

1-([1,1'-Biphenyl]-2-yloxy)-3-(4-aminopiperidin-1-yl)propan-2-ol (4**).** White powder (0.41 g, yield 98%). $\text{C}_{20}\text{H}_{26}\text{N}_2\text{O}_2 \cdot \text{HCl}$, MW: 362.90. Monoisotopic mass: 326.43. UPLC/MS: $t_{\text{R}} = 3.62$ min, purity = 100%, $[\text{M} + \text{H}]^+ 327.2$. ^1H NMR (500 MHz, CD_3OD): δ 7.46–7.51 (m, 2H), 7.38–7.44 (m, 2H), 7.29–7.33 (m, 2H), 7.25–7.28 (m, 1H), 7.07 (d, $J = 8.2$ Hz, 1H), 7.01–7.05 (m, 1H), 4.30–4.36 (m, 1H), 4.04 (dd, $J = 9.9, 4.4$ Hz, 1H), 3.97 (dd, $J = 9.7, 5.6$ Hz, 1H), 3.58 (q, $J = 7.0$ Hz, 2H), 3.44–3.53 (m, 1H), 3.09–3.19 (m, 3H), 2.18–2.28 (m, 2H), 1.96–2.12 (m, 2H), 1.12–1.18 (m, 4H). $^{13}\text{C}\{^1\text{H}\}$ NMR (126 MHz, CD_3OD): δ 155.4, 138.6, 131.3, 130.5, 129.5, 128.7, 127.9, 126.9, 121.7, 113.4, 70.6, 64.2, 57.0, 50.4, 45.3, 17.2. HRMS (ESI-TOF): m/z $[\text{M} + \text{H}]^+$ calcd for $\text{C}_{20}\text{H}_{27}\text{N}_2\text{O}_2$, 327.2073; found, 327.2079.

Sulfonylation of Primary Amine (General Procedure E). Intermediate **4** (1 equiv), selected benzenesulfonyl chloride (1 equiv), and previously grinded K_2CO_3 (1 equiv) were introduced in a 35 mL PTFE jar (milling load 10 mg/mL) with one stainless steel ball ($\phi_{\text{ball}} = 1.5$ cm). The reaction was carried out for 1–5 min at rt. Then, the crude mixture was solubilized in ethyl acetate (20 mL), and the organic phase was washed with KHSO_4 aqueous solution at pH = 3.5 (3×7 mL), saturated NaCl solution (1×7 mL), dried over Na_2SO_4 , and finally filtered and concentrated under a vacuum.

3-Chloro-*N*-(1-(3-([1,1'-biphenyl]-2-yloxy)-2-hydroxypropyl)piperidin-4-yl)-benzenesulfonamide PZ-1361 (5a**)) [CAS 2095849-69-5].** **General Procedure E** was followed with primary amine **4** (168.2 mg, 0.463 mmol, 1 equiv), 3-chlorobenzenesulfonyl chloride (65.24 μL , 0.463 mmol, 1 equiv), and previously grinded K_2CO_3 (64.0 mg, 0.463, 1 equiv) to afford final compound **5a** as a white powder (200.1 mg, yield 86%).

$\text{C}_{26}\text{H}_{29}\text{ClN}_2\text{O}_4\text{S}$, MW: 501.04. Monoisotopic mass: 500.15. UPLC/MS: $t_{\text{R}} = 5.89$ min, purity = 98%, $[\text{M} + \text{H}]^+ 501.2$.

^1H NMR (500 MHz, CDCl_3): δ 7.89 (t, $J = 1.9$ Hz, 1H), 7.77 (dt, $J = 7.7, 0.9$ Hz, 1H), 7.53 (dq, $J = 8.0, 0.9$ Hz, 1H), 7.50 (dt, $J = 8.3, 1.4$ Hz, 2H), 7.43 (t, $J = 8.0$ Hz, 1H), 7.36–7.39 (m, 2H), 7.26–7.33 (m, 3H), 7.03 (td, $J = 7.5, 1.0$ Hz, 1H), 6.96 (dd, $J = 8.2, 0.7$ Hz, 1H), 5.27 (s, 1H), 3.84–4.00 (m, 3H), 3.16 (spt, $J = 4.3$ Hz, 1H), 2.72–

2.78 (m, 1H), 2.56–2.62 (m, 1H), 2.34–2.40 (m, 1H), 2.30 (dd, $J = 15.0, 3.8$ Hz, 1H), 2.16–2.23 (m, 1H), 1.91–1.99 (m, 1H), 1.68–1.76 (m, 2H), 1.39–1.52 (m, 2H). $^{13}\text{C}\{^1\text{H}\}$ NMR (126 MHz, CDCl_3): δ 155.6, 143.2, 138.5, 135.3, 132.8, 131.3, 130.9, 130.6, 129.7, 128.8, 127.9, 127.1, 127.0, 126.1, 121.6, 113.2, 70.9, 66.0, 60.5, 53.2, 51.3, 50.8, 33.0, 32.9, 29.7. HRMS (ESI-TOF): m/z $[\text{M} + \text{H}]^+$ calcd for $\text{C}_{26}\text{H}_{30}\text{ClN}_2\text{O}_4\text{S}$, 501.1615; found, 501.1620. Data in agreement with lit.²⁹

3-Chloro-*N*-(1-(3-([1,1'-biphenyl]-2-yloxy)-2-hydroxypropyl)piperidin-4-yl)-benzenesulfonamide PZ-1361 (5a) [CAS 2095849-69-5] (Synthesis on a mmol Scale). Intermediate **4** (407.7 mg, 1.12 mmol, 1 equiv), 3-chlorobenzenesulfonyl chloride (158.2 μL , 1.12 mmol, 1 equiv), and previously grinded K_2CO_3 (155.3 mg, 1.12 mmol, 1 equiv) were introduced in a 35 mL PTFE jar (milling load 25 mg/mL) with one stainless steel ball ($\phi_{\text{ball}} = 1.5$ cm). The reaction was carried out for 1 min at rt. Then, the crude mixture was solubilized in ethyl acetate (25 mL), and the organic phase was washed with KHSO_4 aqueous solution at pH = 3.5 (3×10 mL) and saturated NaCl solution (1×10 mL), dried over Na_2SO_4 , and finally filtered and concentrated under a vacuum, yielding compound **5a** as a white powder (472.2 mg, yield 84%).

***N*-(1-(3-([1,1'-Biphenyl]-2-yloxy)-2-hydroxypropyl)piperidin-4-yl)benzenesulfonamide (5b)**. General Procedure E was followed with primary amine **4** (176.7 mg, 0.487 mmol, 1 equiv), benzenesulfonyl chloride (62.14 μL , 0.487 mmol, 1 equiv), and previously grinded K_2CO_3 (67.3 mg, 0.487 mmol, 1 equiv) to afford final compound **5b** as a colorless oil (197.4 mg yield 87%).

$\text{C}_{26}\text{H}_{30}\text{N}_2\text{O}_4\text{S}$, MW: 466.59. Monoisotopic mass: 466.19. UPLC/MS: $t_{\text{R}} = 5.23$ min, purity = 98%, $[\text{M} + \text{H}]^+$ 467.2. ^1H NMR (500 MHz, CDCl_3): δ 7.87–7.90 (m, 2H), 7.56 (tt, $J = 6.3, 1.4$ Hz, 1H), 7.47–7.52 (m, 4H), 7.33–7.39 (m, 2H), 7.26–7.32 (m, 3H), 7.03 (td, $J = 7.5, 1.0$ Hz, 1H), 6.96 (dd, $J = 8.3, 0.9$ Hz, 1H), 5.28 (s, 1H), 5.04 (br. s, 1H), 3.86–3.94 (m, 3H), 3.15 (spt, $J = 4.3$ Hz, 1H), 2.74 (d, $J = 11.5$ Hz, 1H), 2.58 (d, $J = 11.2$ Hz, 1H), 2.36 (dd, $J = 12.3, 8.6$ Hz, 1H), 2.29 (dd, $J = 12.6, 4.0$ Hz, 1H), 2.19 (t, $J = 10.2$ Hz, 1H), 1.95 (t, $J = 10.6$ Hz, 1H), 1.67–1.75 (m, 2H), 1.36–1.50 (m, 2H). $^{13}\text{C}\{^1\text{H}\}$ NMR (126 MHz, CDCl_3): δ 155.6, 141.3, 138.5, 132.7, 131.3, 130.9, 129.7, 129.2, 128.8, 128.0, 126.9, 121.6, 113.2, 70.9, 66.0, 60.5, 51.3, 50.6, 33.0, 32.9. HRMS (ESI-TOF): m/z $[\text{M} + \text{H}]^+$ calcd for $\text{C}_{26}\text{H}_{31}\text{N}_2\text{O}_4\text{S}$, 467.2005; found, 467.2007.

2-Fluoro-*N*-(1-(3-([1,1'-biphenyl]-2-yloxy)-2-hydroxypropyl)piperidin-4-yl)-benzenesulfonamide (5c). General Procedure E was followed with primary amine **4** (172.1 mg, 0.474 mmol, 1 equiv), 2-fluoro-benzenesulfonyl chloride (62.80 μL , 0.474 mmol, 1 equiv), and previously grinded K_2CO_3 (65.6 mg, 0.474 mmol, 1 equiv) to afford final compound **5c** as a white powder (190.5 mg, yield 85%).

$\text{C}_{26}\text{H}_{29}\text{FN}_2\text{O}_4\text{S}$, MW: 484.58. Monoisotopic mass: 484.18. UPLC/MS: $t_{\text{R}} = 5.35$ min, purity = 97%, $[\text{M} + \text{H}]^+$ 485.2. ^1H NMR (500 MHz, CDCl_3): δ 7.91 (td, $J = 7.6, 1.7$ Hz, 1H), 7.52–7.58 (m, 1H), 7.50 (dt, $J = 6.9, 1.4$ Hz, 1H), 7.34–7.39 (m, 2H), 7.23–7.33 (m, 4H), 7.15–7.21 (m, 1H), 7.03 (td, $J = 7.5, 1.0$ Hz, 1H), 6.97 (dd, $J = 8.3, 0.9$ Hz, 1H), 5.23–5.28 (m, 1H), 3.86–3.95 (m, 3H), 3.23 (spt, $J = 4.8$ Hz, 1H), 2.74 (d, $J = 11.7$ Hz, 1H), 2.58 (d, $J = 12.0$ Hz, 1H), 2.37 (dd, $J = 12.0, 8.0$ Hz, 1H), 2.30 (dd, $J = 12.0, 4.0$ Hz, 1H), 2.18 (t, $J = 10.5$ Hz, 1H), 1.94 (t, $J = 10.7$ Hz, 1H), 1.68–1.76 (m, 2H), 1.40–1.54 (m, 2H). $^{13}\text{C}\{^1\text{H}\}$ NMR (126 MHz, CDCl_3): δ 158.8 (d, $J = 254.1$ Hz), 155.7, 138.5, 135.1, 135.0, 131.2, 130.9, 130.1, 129.7, 128.8, 127.9, 127.0, 124.7, 124.6, 121.6, 117.2, 117.0, 113.2, 70.9, 66.1, 60.5, 53.2, 51.4, 50.9, 32.9, 32.8. HRMS (ESI-TOF): m/z $[\text{M} + \text{H}]^+$ calcd for $\text{C}_{26}\text{H}_{30}\text{FN}_2\text{O}_4\text{S}$, 485.1910; found, 485.1914.

3-Methoxy-*N*-(1-(3-([1,1'-biphenyl]-2-yloxy)-2-hydroxypropyl)piperidin-4-yl)-benzenesulfonamide (5d). General Procedure E was followed with primary amine **4** (169.2 mg, 0.466 mmol, 1 equiv), 3-methoxybenzenesulfonyl chloride (65.99 μL , 0.466 mmol, 1 equiv), and previously grinded K_2CO_3 (64.4 mg, 0.466 mmol, 1 equiv) to afford final compound **5d** as a white powder (190.5 mg, yield 86%).

$\text{C}_{27}\text{H}_{32}\text{N}_2\text{O}_5\text{S}$, MW: 496.62. Monoisotopic mass: 496.2. UPLC/MS: $t_{\text{R}} = 5.45$ min, purity = 95%, $[\text{M} + \text{H}]^+$ 497.2. ^1H NMR (500

MHz, CDCl_3): δ 7.48–7.51 (m, 2H), 7.45–7.48 (m, 1H), 7.43 (t, $J = 2.0$ Hz, 1H), 7.40 (d, $J = 8.3$ Hz, 1H), 7.34–7.38 (m, 2H), 7.26–7.33 (m, 3H), 7.08 (ddd, $J = 8.0, 2.6, 0.6$ Hz, 1H), 7.03 (td, $J = 7.4, 1.1$ Hz, 1H), 6.96 (d, $J = 8.3$ Hz, 1H), 5.27 (s, 1H), 3.87–3.95 (m, 3H), 3.83 (s, 3H), 3.11–3.19 (m, 1H), 2.74 (d, $J = 11.2$ Hz, 1H), 2.57 (d, $J = 11.2$ Hz, 1H), 2.36 (dd, $J = 12.6, 8.9$ Hz, 1H), 2.29 (dd, $J = 12.9, 4.0$ Hz, 1H), 2.19 (t, $J = 10.2$ Hz, 1H), 1.94 (t, $J = 10.5$ Hz, 1H), 1.72 (dd, $J = 8.7, 3.9$ Hz, 2H), 1.37–1.52 (m, 2H). $^{13}\text{C}\{^1\text{H}\}$ NMR (126 MHz, CDCl_3): δ 160.0, 155.6, 142.5, 138.5, 131.2, 130.9, 130.3, 129.7, 128.8, 128.0, 127.0, 121.6, 119.1, 119.0, 113.2, 111.8, 70.9, 66.0, 60.5, 55.8, 53.6, 51.4, 50.7, 33.0, 32.8. HRMS (ESI-TOF): m/z $[\text{M} + \text{H}]^+$ calcd for $\text{C}_{27}\text{H}_{33}\text{N}_2\text{O}_5\text{S}$, 497.2110; found, 497.2115.

4-Nitro-*N*-(1-(3-([1,1'-biphenyl]-2-yloxy)-2-hydroxypropyl)piperidin-4-yl)-benzenesulfonamide (5e). General Procedure E was followed with primary amine **4** (165.7 mg, 0.457 mmol, 1 equiv), 4-nitrobenzenesulfonyl chloride (101.2 mg, 0.457 mmol, 1 equiv), and previously grinded K_2CO_3 (63.1 mg, 0.457 mmol, 1 equiv) to afford final compound **5e** as a yellow powder (187.1 mg, yield 80%).

$\text{C}_{26}\text{H}_{29}\text{N}_3\text{O}_6\text{S}$, MW: 511.59. Monoisotopic mass: 511.18. UPLC/MS: $t_{\text{R}} = 5.67$ min, purity 96%, $[\text{M} + \text{H}]^+$ 512.2. ^1H NMR (500 MHz, CDCl_3): δ 8.27–8.33 (m, 2H), 8.01–8.07 (m, 2H), 7.46–7.53 (m, 2H), 7.33–7.38 (m, 2H), 7.24–7.33 (m, 3H), 7.00–7.06 (m, 1H), 6.95 (d, $J = 7.7$ Hz, 1H), 5.26–5.29 (m, 1H), 3.93–3.98 (m, 1H), 3.86–3.93 (m, 2H), 3.14–3.23 (m, 1H), 2.77 (d, $J = 11.2$ Hz, 1H), 2.61 (d, $J = 11.2$ Hz, 1H), 2.34–2.44 (m, 1H), 2.30 (dd, $J = 12.6, 2.9$ Hz, 1H), 2.19 (t, $J = 11.2$ Hz, 1H), 1.95 (t, $J = 11.2$ Hz, 1H), 1.67–1.75 (m, 2H), 1.37–1.52 (m, 2H). $^{13}\text{C}\{^1\text{H}\}$ NMR (126 MHz, CDCl_3): δ 155.6, 150.0, 147.4, 138.4, 131.2, 131.0, 129.7, 128.8, 128.2, 128.0, 127.0, 124.6, 121.7, 113.2, 70.8, 66.1, 60.3, 53.6, 51.3, 51.1, 33.2, 33.0. HRMS (ESI-TOF): m/z $[\text{M} + \text{H}]^+$ calcd for $\text{C}_{26}\text{H}_{30}\text{N}_3\text{O}_6\text{S}$, 512.1855; found, 512.1863.

■ ASSOCIATED CONTENT

Supporting Information

The Supporting Information is available free of charge at <https://pubs.acs.org/doi/10.1021/acs.joc.0c01044>.

Green metrics calculation; MS, ^1H NMR, and ^{13}C NMR spectra for all synthesized compounds (PDF)

■ AUTHOR INFORMATION

Corresponding Authors

Vittorio Canale – Jagiellonian University Medical College, Faculty of Pharmacy, Department of Medicinal Chemistry, Kraków 30-688, Poland; orcid.org/0000-0001-7940-9500; Email: vittorio.canale@uj.edu.pl

Xavier Bantreil – IBMM, Univ Montpellier, CNRS, ENSCM, Montpellier 34095, France; orcid.org/0000-0002-2676-6851; Email: xavier.bantreil@umontpellier.fr

Authors

Valeria Frisi – Jagiellonian University Medical College, Faculty of Pharmacy, Department of Medicinal Chemistry, Kraków 30-688, Poland

Frédéric Lamaty – IBMM, Univ Montpellier, CNRS, ENSCM, Montpellier 34095, France; orcid.org/0000-0003-2213-9276

Paweł Zajdel – Jagiellonian University Medical College, Faculty of Pharmacy, Department of Medicinal Chemistry, Kraków 30-688, Poland; orcid.org/0000-0002-6192-8721

Complete contact information is available at:

<https://pubs.acs.org/doi/10.1021/acs.joc.0c01044>

Author Contributions

V.C. and V.F. carried out the experiments; V.C. and X.B. conceived the experiments and wrote the manuscript with

support from F.L. and P.Z. All authors have given approval to the final version of the manuscript.

Notes

The authors declare no competing financial interest.

ACKNOWLEDGMENTS

The project was financially supported by the Ministère de l'Europe et des Affaires Etrangères, le Ministère de l'Education Supérieure, de la Recherche et de l'Innovation and Polish Minister of Science and Higher Education (PHC Polonium program), by Jagiellonian University Medical College grant no N42/DBS/000018, by National Science Center, Poland grant no 2019/33/B/NZ7/02822, the University of Montpellier and the CNRS. V.F. thanks the Erasmus+ Program for a fellowship.

REFERENCES

- (1) Baumann, M.; Baxendale, I. R. The synthesis of Active Pharmaceutical Ingredients (APIs) using continuous flow chemistry. *Beilstein J. Org. Chem.* **2015**, *11*, 1194–1219.
- (2) Porta, R.; Benaglia, M.; Puglisi, A. A flow chemistry: recent developments in the synthesis of pharmaceutical products. *Org. Process Res. Dev.* **2016**, *20*, 2–25.
- (3) Tu, N. P.; Searle, P. A.; Sarris, K. An automated microwave-assisted synthesis purification system for rapid generation of compound libraries. *J. Lab. Autom.* **2016**, *21*, 459–469.
- (4) Berrino, E.; Supuran, C. T. Advances in microwave-assisted synthesis and the impact on novel drug discovery. *Expert Opin. Drug Discovery* **2018**, *13*, 861–873.
- (5) Gomollón-Bel, F. Ten chemical innovations that will change our world: IUPAC identifies emerging technologies in chemistry with potential to make our planet more sustainable. *Chem. Int.* **2019**, *41*, 12–17.
- (6) James, S. L.; Adams, C. J.; Bolm, C.; Braga, D.; Collier, P.; Friščić, T.; Grepioni, F.; Harris, K. D.M.; Hyett, G.; Jones, W.; Krebs, A.; Mack, J.; Maini, L.; Orpen, A. G.; Parkin, I. P.; Shearouse, W. C.; Steed, J. W.; Waddell, D. C. Mechanochemistry: opportunities for new and cleaner synthesis. *Chem. Soc. Rev.* **2012**, *41*, 413–447.
- (7) Wang, G. W. Mechanochemical organic synthesis. *Chem. Soc. Rev.* **2013**, *42*, 7668–7700.
- (8) Howard, J. L.; Cao, Q.; Browne, D. L. Mechanochemistry as an emerging tool for molecular synthesis: what can it offer? *Chem. Sci.* **2018**, *9* (12), 3080–3094.
- (9) Friščić, T.; Mottillo, C.; Titi, H. M. Mechanochemistry for synthesis. *Angew. Chem., Int. Ed.* **2020**, *59*, 1018–1029.
- (10) Beillard, A.; Bantreil, X.; Metro, T. X.; Martinez, J.; Lamaty, F. Alternative technologies that facilitate access to discrete metal complexes. *Chem. Rev.* **2019**, *119*, 7529–7609.
- (11) Horváth, I. T.; Anastas, P. T. Innovations and green chemistry. *Chem. Rev.* **2007**, *107*, 2169–2173.
- (12) Anastas, P. T. Introduction: Green Chemistry. *Chem. Rev.* **2007**, *107*, 2167–2168.
- (13) Métro, T. X.; Martinez, J.; Lamaty, F. 1,1'-Carbonyldiimidazole and mechanochemistry: a shining green combination. *ACS Sustainable Chem. Eng.* **2017**, *5*, 9599–9602.
- (14) Tan, D.; Mottillo, C.; Katsenis, A. D.; Strukil, V.; Friščić, T. Development of C-N coupling using mechanochemistry: catalytic coupling of arylsulfonamides and carbodiimides. *Angew. Chem., Int. Ed.* **2014**, *53*, 9321–9324.
- (15) Hernandez, J. G.; Bolm, C. Altering product selectivity by mechanochemistry. *J. Org. Chem.* **2017**, *82*, 4007–4019.
- (16) Howard, J. L.; Brand, M. C.; Browne, D. L. Switching chemoselectivity: using mechanochemistry to alter reaction kinetics. *Angew. Chem., Int. Ed.* **2018**, *57*, 16104–16108.
- (17) Oliveira, P. F. M.; Guidetti, B.; Chamayou, A.; Andre-Barres, C.; Madacki, J.; Kordulakova, J.; Mori, G.; Orena, B. S.; Chiarelli, L. R.; Pasca, M. R.; Lherbet, C.; Carayon, C.; Massou, S.; Baron, M.; Baltas, M. Mechanochemical synthesis and biological evaluation of novel isoniazid derivatives with potent antitubercular activity. *Molecules* **2017**, *22*, 1457.
- (18) Tirapegui, C.; Acevedo-Fuentes, W.; Dahech, P.; Torrent, C.; Barrias, P.; Rojas-Poblete, M.; Mascayano, C. Easy and rapid preparation of benzoylhydrazides and their diazene derivatives as inhibitors of 15-lipoxygenase. *Bioorg. Med. Chem. Lett.* **2017**, *27*, 1649–1653.
- (19) Chakraborty, B. Mechanochemical synthesis and cycloaddition reactions of fluoro nitrene under solvent-free conditions and potential antimicrobial activities of the cycloadducts. *J. Heterocycl. Chem.* **2019**, *56*, 3414–3422.
- (20) Tan, D.; Loots, L.; Friščić, T. Towards medicinal mechanochemistry: evolution of milling from pharmaceutical solid form screening to the synthesis of Active Pharmaceutical Ingredients (APIs). *Chem. Commun.* **2016**, *52*, 7760–7781.
- (21) Colacino, E.; Porcheddu, A.; Charnay, C.; Delogu, F. From enabling technologies to medicinal mechanochemistry: an eco-friendly access to hydantoin-based Active Pharmaceutical Ingredients. *React. Chem. Eng.* **2019**, *4*, 1179–1188.
- (22) Zajdel, P.; Kurczab, R.; Grychowska, K.; Satała, G.; Pawłowski, M.; Bojarski, A. J. The multiobjective based design, synthesis and evaluation of the arylsulfonamide/amide derivatives of aryloxyethyl- and arylthioethyl- piperidines and pyrrolidines as a novel class of potent 5-HT₇ receptor antagonists. *Eur. J. Med. Chem.* **2012**, *56*, 348–360.
- (23) Zajdel, P.; Canale, V.; Partyka, A.; Marciniec, K.; Kurczab, R.; Satała, G.; Siwek, A.; Jastrzębska-Więsek, M.; Wesolowska, A.; Kos, T.; Popik, P.; Bojarski, A. J. Arylsulfonamide derivatives of (aryloxy)ethylpiperidines as selective 5-HT₇ receptor antagonists and their psychotropic properties. *MedChemComm* **2015**, *6*, 1272–1277.
- (24) Canale, V.; Kurczab, R.; Partyka, A.; Satała, G.; Lenda, T.; Jastrzębska-Więsek, M.; Wesolowska, A.; Bojarski, A. J.; Zajdel, P. Towards new 5-HT₇ antagonists among arylsulfonamide derivatives of (aryloxy)ethylalkyl amines: multiobjective based design, synthesis, and antidepressant and anxiolytic properties. *Eur. J. Med. Chem.* **2016**, *108*, 334–346.
- (25) Canale, V.; Kurczab, R.; Partyka, A.; Satała, G.; Sloczyńska, K.; Kos, T.; Jastrzębska-Więsek, M.; Siwek, A.; Pękala, E.; Bojarski, A. J.; Wesolowska, A.; Popik, P.; Zajdel, P. N-Alkylated arylsulfonamides of (aryloxy)ethyl piperidines: 5-HT₇ receptor selectivity versus multi-receptor profile. *Bioorg. Med. Chem.* **2016**, *24*, 130–139.
- (26) Kurczab, R.; Canale, V.; Satała, G.; Zajdel, P.; Bojarski, A. J. Amino acid hot spots of halogen bonding: a combined theoretical and experimental case study of the 5-HT₇ receptor. *J. Med. Chem.* **2018**, *61*, 8717–8733.
- (27) Vidal, S. Safety first: a recent case of a dichloromethane injection injury. *ACS Cent. Sci.* **2020**, *6*, 83–86.
- (28) <https://echa.europa.eu/substance-information//substanceinfo/100.000.763>.
- (29) Canale, V.; Partyka, A.; Kurczab, R.; Krawczyk, M.; Kos, T.; Satała, G.; Kubica, B.; Jastrzębska-Więsek, M.; Wesolowska, A.; Bojarski, A. J.; Popik, P.; Zajdel, P. Novel 5-HT₇R antagonists, arylsulfonamide derivatives of (aryloxy)propyl piperidines: add-on effect to the antidepressant activity of SSRI and DRI, and pro-cognitive profile. *Bioorg. Med. Chem.* **2017**, *25*, 2789–2799.
- (30) An initial version of this work was deposited in ChemRxiv on April 15, 2020: DOI: 10.26434/chemrxiv.12129390.
- (31) Ardila-Fierro, K. J.; Pich, A.; Spehr, M.; Hernández, J. G.; Bolm, C. Synthesis of acylglycerol derivatives by mechanochemistry. *Beilstein J. Org. Chem.* **2019**, *15*, 811–817.
- (32) Bowmaker, G. A. Solvent-assisted mechanochemistry. *Chem. Commun.* **2013**, *49*, 334–348.
- (33) Bonnamour, J.; Métro, T. X.; Martinez, J.; Lamaty, F. Environmentally benign peptide synthesis using liquid-assisted ball-milling: application to the synthesis of Leu-enkephalin. *Green Chem.* **2013**, *15*, 1116–1120.

(34) Hasa, D.; Miniussi, E.; Jones, W. Mechanochemical synthesis of multicomponent crystals: one liquid for one polymorph? a myth to dispel. *Cryst. Growth Des.* **2016**, *16*, 4582–4588.

(35) Porte, V.; Thiolo, M.; Pigoux, T.; Métro, T. X.; Martinez, J.; Lamaty, F. Peptide mechanosynthesis by direct coupling of N-protected α -amino acids with amino esters. *Eur. J. Org. Chem.* **2016**, *2016*, 3505–3508.

(36) Do, J. L.; Friščić, T. Mechanochemistry: a force of synthesis. *ACS Cent. Sci.* **2017**, *3*, 13–19.

(37) Bonk, J. D.; Amos, D. T.; Olson, S. J. Convenient one-pot synthesis of sulfonamides from thiols using trichloroisocyanuric acid. *Synth. Commun.* **2007**, *37*, 2039–2050.

(38) Zhu, M.; Fujita, K.; Yamaguchi, R. Simple and versatile catalytic system for N-alkylation of sulfonamides with various alcohols. *Org. Lett.* **2010**, *12*, 1336–1339.

(39) Zajdel, P.; Masurier, N.; Canale, V.; Verdie, P.; Amblard, M.; Pawłowski, M.; Martinez, J.; Subra, G. The pipercolic linker - an acid-labile handle for derivatization of secondary amines on a solid-support. Part 3. *Tetrahedron Lett.* **2013**, *54*, 998–1002.

(40) Zajdel, P.; Marciniak, K.; Satała, G.; Canale, V.; Kos, T.; Partyka, A.; Jastrzębska-Więsek, M.; Wesolowska, A.; Basinska-Ziobron, A.; Wójcikowski, J.; Daniel, W. A.; Bojarski, A. J.; Popik, P. N1-Azinylsulfonyl-1H-indoles: 5-HT₆ receptor antagonists with procognitive and antidepressant-like properties. *ACS Med. Chem. Lett.* **2016**, *7*, 618–622.

(41) Zajdel, P.; Kos, T.; Marciniak, K.; Satała, G.; Canale, V.; Kamiński, K.; Hołuj, M.; Lenda, T.; Koralewski, R.; Bednarski, M.; Nowiński, L.; Wójcikowski, J.; Daniel, W. A.; Nikiforuk, A.; Nalepa, I.; Chmielarz, P.; Kuśmierczyk, J.; Bojarski, A. J.; Popik, P. Novel multi-target azinesulfonamides of cyclic amine derivatives as potential antipsychotics with pro-social and pro-cognitive effects. *Eur. J. Med. Chem.* **2018**, *145*, 790–804.

(42) Tsai, A. S.; Curto, J. M.; Rocke, B. N.; Dechert-Schmitt, A. M. R.; Ingle, G. K.; Mascitti, V. One-step synthesis of sulfonamides from N-tosylhydrazones. *Org. Lett.* **2016**, *18*, 508–511.

(43) Roschangar, F.; Sheldon, R. A.; Senanayake, C. H. Overcoming barriers to green chemistry in the pharmaceutical industry - the Green Aspiration Level concept. *Green Chem.* **2015**, *17*, 752–768.

(44) Van Aken, K.; Strekowski, L.; Patiny, L. EcoScale, a semi-quantitative tool to select an organic preparation based on economical and ecological parameters. *Beilstein J. Org. Chem.* **2006**, *2*, 3.

(45) Clarkson, C.; Musonda, C. C.; Chibale, K.; Campbell, W. E.; Smith, P. J. Synthesis of totarol amino alcohol derivatives and their antiplasmodial activity and cytotoxicity. *Bioorg. Med. Chem.* **2003**, *11*, 4417–4422.

(46) Liu, Y.; Bao, W. Copper-catalyzed tandem process: an efficient approach to 2-substituted-1,4-benzodioxanes. *Org. Biomol. Chem.* **2010**, *8*, 2700–2703.