



A micromechanical inspired model for the coupled to damage elasto-plastic behavior of geomaterials under compression

Jean-Jacques Marigo, Kyrylo Kazymyrenko

► To cite this version:

Jean-Jacques Marigo, Kyrylo Kazymyrenko. A micromechanical inspired model for the coupled to damage elasto-plastic behavior of geomaterials under compression. *Mechanics & Industry*, 2019, 20 (1), pp.105. 10.1051/meca/2018043 . hal-02924623

HAL Id: hal-02924623

<https://hal.science/hal-02924623>

Submitted on 28 Aug 2020

HAL is a multi-disciplinary open access archive for the deposit and dissemination of scientific research documents, whether they are published or not. The documents may come from teaching and research institutions in France or abroad, or from public or private research centers.

L'archive ouverte pluridisciplinaire **HAL**, est destinée au dépôt et à la diffusion de documents scientifiques de niveau recherche, publiés ou non, émanant des établissements d'enseignement et de recherche français ou étrangers, des laboratoires publics ou privés.

A micromechanical inspired model for the coupled to damage elasto-plastic behavior of geomaterials under compression

Jean-Jacques Marigo¹ and Kyrylo Kazymyrenko^{2,*}

¹ Laboratoire de Mécanique des Solides, École Polytechnique, 91128 Palaiseau, France

² Institut des Sciences de la Mécanique et Applications Industrielles, UMR EDF-CNRS-CEA-ENSTA 9219, Université Paris Saclay, 91120 Palaiseau, France

Received: 15 December 2017 / Accepted: 13 November 2018

Abstract. We propose an elasto-plastic model coupled with damage for the behavior of geomaterials in compression. The model is based on the properties, shown in [S. Andrieux, et al., Un modèle de matériau microfissuré pour les bétons et les roches, *J. Mécanique Théorique Appliquée* 5 (1986) 471–513], of microcracked materials when the microcracks are closed with a friction between their lips. That leads to a macroscopic model coupling damage and plasticity where the plasticity yield criterion is of the Drucker–Prager type with kinematical hardening. Adopting an associative flow rule for the plasticity and a standard energetic criterion for damage, the properties of such a model are illustrated in a triaxial test with a fixed confining pressure.

Keywords: Plasticity / damage / compression test / geomaterials / dilatancy

1 Introduction

Many works have been devoted to the modeling of the mechanical behavior of geomaterials like concrete, rocks, and soils and many phenomenological models have been proposed to give an account of the main aspects of the observed phenomena, namely, dilatancy and stress softening, while those materials are submitted to triaxial compressions. The majority of these approaches is based on elasto-plastic formalism with some of them having resort to damage coupling. For instance, in soil or rock mechanics, one generally uses elasto-plastic or more generally (thermo)elasto-viscoplastic models without introducing damage variables [1–3], whereas it is generally admitted that one cannot reproduce the experimental results observed for concrete without considering a damage evolution law [4–10]. In all the cases the elasto-plastic models are based on a restricted choice of yield criteria (like Drucker–Prager one or some variants like Hoek–Brown criterion [1,2] or the cap model [11]), with common feature being the hypothesis of a nonassociative flow rule. The reason generally invoked to put aside the normality rule for the plasticity evolution is that otherwise a too important dilatancy effects would be obtained in the evolution of the volumetric strain once the normality rule is used, for instance, for a standard Drucker–Prager-type criterion.

This, evoked earlier, macroscopic elasto-plastic coupled behavior is interpreted on a lower scale as the consequence of the presence of microcracks inside the material. Because of the compression, a part or all of those cracks are closed and a friction between the lips of the cracks can prevent a free sliding of the lips. This impossibility to relax to the initial strain state results at the macro-level in the presence of residual plastic strains. Moreover, if one assumes that the sliding with friction between the lips follows Coulomb law, then a Drucker–Prager-type criterion for the plasticity law is naturally obtained. Finally, the growth of the microcracks is in straight relation to the observed progressive loss of rigidity of the samples and can be reproduced at the macro-level by using a damage model. But if those mechanisms related to the microcracking are usually invoked to build macroscopic models, very few works have been devoted to an authentic micromechanical approach. An exception is reference [12] where such an attempt is made by using Coulomb friction law for the sliding of the crack lips and Griffith law for the crack propagation; see also a more recent paper [13] where a full 3D approach is proposed. Even if the analysis in reference [12] is conducted in a simplified two-dimensional setting where the uncracked material is assumed isotropic, elastic, and homogeneous whereas the microcracks are assumed straight and small enough to neglect their interactions, some general properties are obtained and can be used to construct more general macroscopic models. In particular, the authors show that the elastic

* e-mail: kyrylo.kazymyrenko@edf.fr

energy stored in the microcracked material reads as the following function of the total strain $\boldsymbol{\varepsilon}$ and the plastic strain \mathbf{p} :

$$\hat{\psi}(\boldsymbol{\varepsilon}, \mathbf{p}) = \frac{1}{2} \mathbf{A}_0(\boldsymbol{\varepsilon} - \mathbf{p}) \cdot (\boldsymbol{\varepsilon} - \mathbf{p}) + \frac{1}{2} \mathbf{A}_1 \mathbf{p} \cdot \mathbf{p}. \quad (1)$$

In equation (1), one uses the notations precised at the end of this section. In particular, \mathbf{A}_0 denotes the stiffness tensor of the sound material, whereas \mathbf{A}_1 represents a loss of stiffness due to the microcracks. Therefore, the micromechanical approach leads to a term in the elastic energy which corresponds to the energy blocked by the contact with friction of the lips of the cracks. Let us note that this latter term involves only the plastic strain (and eventually the damage state via \mathbf{A}_1 dependence) not the total strain. The damage state is supposed not to enter in the first term of the energy equation (1) and, consequently, even if the stress-strain relation still reads as

$$\boldsymbol{\sigma} = \mathbf{A}_0(\boldsymbol{\varepsilon} - \mathbf{p}),$$

the stress which appears in the plasticity yield criterion deduced from Coulomb friction law is not $\boldsymbol{\sigma}$ but the tensor \mathbf{X} given by

$$\mathbf{X} = \boldsymbol{\sigma} - \mathbf{A}_1 \mathbf{p}.$$

In other words, the yield criterion is of the Drucker-Prager type with a kinematical hardening where the back stress $\mathbf{A}_1 \mathbf{p}$ depends linearly on the plastic strain but also nonlinearly on the damage state. These two particularities (the presence of a kinematical hardening in the plasticity yield criterion and the fact that damage appears only in the blocked elastic energy) can generally not be seen in the various models proposed in the literature; see however references [10,14] where kinematical hardening is also introduced. It turns out that they have fundamental and rather unexpected consequences on the response of the material under triaxial compression tests. In particular, one can account for reasonable contractance and dilatancy effects without leaving an associate flow rule. The goal of the present paper is to study the specificity of the responses of this type of models.

The paper is organized as follows. In Section 2 we consider the elasto-plastic model without damage. Presenting first the general ingredients of an associative plasticity law, we progressively refine the model by introducing the particularities coming from the micromechanical considerations. We finally study the response of a volume element submitted to a triaxial test at fixed confining pressure. The damage is introduced in Section 3, still on the basis of the micromechanical considerations. Using a standard law for the damage evolution law, we obtain the complete model of elasto-plasticity coupled with damage. After establishing some general properties, we then consider a family of particular models to finally calculate the response of the volume element submitted to the triaxial test at fixed confining pressure.

Throughout the paper, we use the following notations (see also Tab. 1). The summation convention on repeated indices is implicitly adopted. The vectors and second-order tensors are indicated by boldface letters, like \mathbf{n} and $\boldsymbol{\sigma}$ for the unit normal vector and the stress tensor. Their components are denoted by italic letters, like n_i and σ_{ij} . The fourth-order tensors as well as their components are indicated by a sans serif letter, like \mathbf{A}_0 or A_{0ijkl} for the stiffness tensor. Such tensors are considered as linear maps applying on vectors or second-order tensors and the application is denoted without dots, like $\mathbf{A}_0 \boldsymbol{\varepsilon}$ whose ij -component is $A_{0ijkl} \varepsilon_{kl}$. The inner product between two vectors or two tensors of the same order is indicated by a dot, like $\mathbf{a} \cdot \mathbf{b}$ which stands for $a_i b_i$ or $\boldsymbol{\sigma} \cdot \boldsymbol{\varepsilon}$ for $\sigma_{ij} \varepsilon_{ij}$.

2 The elasto-plastic behavior at fixed damage state

This section describes a pure elasto-plastic behavior law. Even so the damage is not explicitly present in this formulation, the latter could be considered as the model at fixed damage state. The idea is to identify all the relevant coupling terms which influence dilatancy and softening behavior.

2.1 General considerations

An associative model of elasto-plasticity is defined by two potentials:

1. The volume free energy function of the state variables.
2. The dissipation potential or equivalently the convex set in which the thermodynamical forces associated with the internal variables must lie.

Here we will only consider isothermal processes and a plastic behavior with linear kinematical hardening. Accordingly, the state variables are constituted by the strain tensor $\boldsymbol{\varepsilon}$ and the plastic tensor \mathbf{p} without other internal variables (the damage variable will be introduced in Section 3). Therefore, the free energy density ψ is given by

$$\psi = \hat{\psi}(\boldsymbol{\varepsilon}, \mathbf{p}), \quad (2)$$

where the state function $\hat{\psi}$ is assumed to be convex and at least continuously differentiable. By differentiation, one obtains the stress tensor $\boldsymbol{\sigma}$ and the tensor \mathbf{X} of the thermodynamical forces associated with the plastic strain tensor:

$$\boldsymbol{\sigma} = \frac{\partial \hat{\psi}}{\partial \boldsymbol{\varepsilon}}(\boldsymbol{\varepsilon}, \mathbf{p}), \quad \mathbf{X} = -\frac{\partial \hat{\psi}}{\partial \mathbf{p}}(\boldsymbol{\varepsilon}, \mathbf{p}). \quad (3)$$

From the mathematical point of view, $\boldsymbol{\varepsilon}$, \mathbf{p} , $\boldsymbol{\sigma}$, and \mathbf{X} are order 2 symmetrical tensors which can be identified with 3×3 symmetrical matrices after the choice of an orthonormal basis. In other words, those tensors will be considered as elements of \mathbb{M}_s^3 .

The plasticity (or yield) criterion is defined by giving the (closed with non-empty interior) convex set \mathbb{K} of \mathbb{M}_s^3 where the thermodynamical forces \mathbf{X} must lie. Here we

Table 1. Notation used throughout the paper for main mechanical quantities.

$\boldsymbol{\varepsilon}$	Tensor	Total strain tensor
\mathbf{p}	Tensor	Plastic strain tensor
α	Scalar	Damage variable
$\dot{\boldsymbol{\varepsilon}}$	Tensor	Rate of the total strain
$\dot{\mathbf{p}}$	Tensor	Rate of the plastic strain
$\boldsymbol{\sigma}$	Tensor	Stress tensor
\mathbf{X}	Tensor	Thermodynamical force associated with \mathbf{p}
Y	Scalar	Thermodynamical force associated with α
ψ	Scalar	Free energy per unit volume
$\hat{\psi}$	Function	Free energy state function
\mathbb{M}_s^3	Set	Linear set of 3×3 symmetrical matrices
\mathbb{K}	Set	Convex set of admissible \mathbf{X}
$\pi_{\mathbb{K}}$	Function	Support function of the convex set \mathbb{K}
\mathcal{D}	Scalar	Dissipated power by unit volume
$\boldsymbol{\varepsilon}^D$	Tensor	Deviatoric part of the strain tensor
ε_T	Scalar	Transversal strain
ε_z	Scalar	Axial strain
$\varepsilon_v = \text{Tr } \boldsymbol{\varepsilon}$	Scalar	Volumetric strain = trace of the strain tensor
\mathbf{p}^D	Tensor	Deviatoric part of the plastic strain tensor
p_T	Scalar	Transversal plastic strain
p_z	Scalar	Axial plastic strain
$\text{Tr } \mathbf{p}$	Scalar	Trace of the plastic strain tensor
$\boldsymbol{\sigma}^D$	Tensor	Deviatoric part of the stress tensor
p_0	Scalar	Confining pressure
σ_z	Scalar	Axial stress
σ_m	Scalar	Mean stress = $\text{Tr } \boldsymbol{\sigma}/3$

make the strong assumption that this domain is fixed, that is independent of time and of the plasticity evolution. (However, we will see in the next section that the image of this domain in the stress space evolves with the plastic strain.) In practice, the convex \mathbb{K} is characterized by a convex function $f : \mathbb{M}_s^3 \mapsto \mathbb{R}$ so that the plasticity criterion reads as

$$\mathbf{X} \in \mathbb{K} = \{\mathbf{X}^* \in \mathbb{M}_s^3 : f(\mathbf{X}^*) \leq 0\}. \quad (4)$$

The interior points of \mathbb{K} correspond to the forces \mathbf{X}^* such that $f(\mathbf{X}^*) < 0$ and the points on the boundary of \mathbb{K} to the forces \mathbf{X}^* such that $f(\mathbf{X}^*) = 0$.

Since we only consider an associative model, the evolution of the plastic strain follows the normality rule. When the convex set \mathbb{K} has a smooth boundary without angular points, the function f is differentiable and the flow rule can read as

$$\dot{\mathbf{p}} = \dot{\eta} \frac{\partial f}{\partial \mathbf{X}}(\mathbf{X}), \quad \text{with} \quad \dot{\eta} = \begin{cases} 0, & \text{if } f(\mathbf{X}) < 0 \\ \geq 0, & \text{if } f(\mathbf{X}) = 0 \end{cases}, \quad (5)$$

where $\dot{\eta}$ denotes the plastic multiplier. If the boundary of \mathbb{K} is not smooth and the normal is not defined at some points, then the normality rule is extended by using the Hill

maximal work principle. In such a case, the flow rule is given by

$$\mathbf{X} \in \mathbb{K}, \quad (\mathbf{X} - \mathbf{X}^*) \cdot \dot{\mathbf{p}} \geq 0, \quad \forall \mathbf{X}^* \in \mathbb{K}. \quad (6)$$

The inequality (6) says that \mathbf{p} must belong to the cone of the outer normals to \mathbb{K} at the point \mathbf{X} of the boundary. That inequality leads to equation (5) when the normal is well defined at \mathbf{X} .

From the energetic point of view, the energy which is dissipated by plasticity can be defined in terms of the support function of the convex \mathbb{K} . Specifically, let us introduce the support function $\pi_{\mathbb{K}}$ of \mathbb{K} :

$$\mathbf{p} \in \mathbb{M}_s^3 \mapsto \pi_{\mathbb{K}}(\mathbf{p}) = \sup_{\mathbf{X}^* \in \mathbb{K}} \mathbf{X}^* \cdot \mathbf{p} \in \overline{\mathbb{R}}. \quad (7)$$

By construction, $\pi_{\mathbb{K}}$ is convex and positively homogeneous of degree 1,

$$\pi_{\mathbb{K}}(\lambda \mathbf{p}) = \lambda \pi_{\mathbb{K}}(\mathbf{p}), \quad \forall \lambda > 0, \quad \forall \mathbf{p} \in \mathbb{M}_s^3.$$

Moreover, $\pi_{\mathbb{K}}$ vanishes at $\mathbf{p} = 0$, is nonnegative provided that $\mathbf{0} \in \mathbb{K}$, and can take the value $+\infty$ when \mathbb{K} is not bounded. Its interpretation as the volume dissipated power by plasticity comes from Clausius–Duhem

inequality. Indeed, in isothermal condition, the dissipated power (by volume unit) \mathcal{D} is defined by

$$\mathcal{D} = \boldsymbol{\sigma} \cdot \dot{\boldsymbol{\varepsilon}} - \dot{\psi}$$

and the second principle of thermodynamics requires that \mathcal{D} be nonnegative. Owing to equations (2) and (3), \mathcal{D} reads as

$$\mathcal{D} = \mathbf{X} \cdot \dot{\mathbf{p}}.$$

By virtue of Hill maximal work principle (6) and the definition (7) of the support function, one gets

$$\mathcal{D} = \pi_{\mathbb{K}}(\dot{\mathbf{p}}), \quad (8)$$

which means that $\pi_{\mathbb{K}}$ plays also the role of the dissipation potential. Furthermore, it is sufficient to have $\mathbf{0} \in \mathbb{K}$ for Clausius–Duhem inequality to be satisfied, i.e., $\mathcal{D} \geq 0$.

2.2 Choice of the form of the free energy state function

Guided by the micromechanical considerations presented in reference [12] for microcracked materials, we consider that the plastic strain is due to the friction between the lips of the (closed) microcracks. However, we do not assume that $\text{Tr } \mathbf{p} = 0$ and hence abandon the usual plastic incompressibility condition. Consequently, the plastic strain is a full symmetric second-order tensor and no more a pure deviator. Moreover, the spherical part of \mathbf{p} which comes from the normal displacements between the lips of the microcracks will be also governed by an irreversible evolution law. Accordingly, we choose for the free energy the following quadratic function of $(\boldsymbol{\varepsilon}, \mathbf{p})$:

$$\hat{\psi}(\boldsymbol{\varepsilon}, \mathbf{p}) = \frac{1}{2} \mathbf{A}_0(\boldsymbol{\varepsilon} - \mathbf{p}) \cdot (\boldsymbol{\varepsilon} - \mathbf{p}) + \frac{1}{2} \mathbf{A}_1 \mathbf{p} \cdot \mathbf{p}. \quad (9)$$

In equation (9) the first term represents the elastic energy and \mathbf{A}_0 denotes the (fourth-order) stiffness tensor of the sound material. The second term in equation (9) represents the blocked energy by friction and the (fourth-order) stiffness tensor \mathbf{A}_1 represents the loss of stiffness due to the presence of microcracks. As one will see later, this loss of stiffness is visible only when the sliding or the opening between the lips of the cracks are active, i.e., when $\mathbf{p} \neq \mathbf{0}$.

The tensor \mathbf{A}_0 is positive definite and the tensor \mathbf{A}_1 is assumed to be nonnegative. In fact, \mathbf{A}_1 is also positive definite as soon as the material is microcracked, as it is shown in reference [12]. But, we will also consider the case when \mathbf{A}_1 vanishes to emphasize the strong influence of the blocked energy on the mechanical behavior of the microcracked material. Consequently, $\hat{\psi}$ is a (strictly) convex function of $(\boldsymbol{\varepsilon}, \mathbf{p})$.

To simplify the presentation, we will assume that the material remains isotropic (even when the damage grows). Therefore, both tensors \mathbf{A}_0 and \mathbf{A}_1 have only two independent moduli. Decomposing the strain and the plastic strain tensors into their spherical and deviatoric parts

$$\boldsymbol{\varepsilon} = \frac{1}{3} \text{Tr } \boldsymbol{\varepsilon} \mathbf{I} + \boldsymbol{\varepsilon}^D, \quad \mathbf{p} = \frac{1}{3} \text{Tr } \mathbf{p} \mathbf{I} + \mathbf{p}^D, \quad (10)$$

the free energy finally reads as

$$\begin{aligned} \hat{\psi}(\boldsymbol{\varepsilon}, \mathbf{p}) = & \frac{1}{2} K_0 (\text{Tr } \boldsymbol{\varepsilon} - \text{Tr } \mathbf{p})^2 + \mu_0 (\boldsymbol{\varepsilon}^D - \mathbf{p}^D) \cdot (\boldsymbol{\varepsilon}^D - \mathbf{p}^D) \\ & + \frac{1}{2} K_1 (\text{Tr } \mathbf{p})^2 + \mu_1 \mathbf{p}^D \cdot \mathbf{p}^D, \end{aligned} \quad (11)$$

where $K_0 > 0$ and $\mu_0 > 0$ are the compressibility and shear moduli of the sound material, whereas $K_1 \geq 0$ and $\mu_1 \geq 0$ will be called the kinematical hardening moduli. The elastic moduli K_0 and μ_0 are related to the Young modulus E_0 and the Poisson ratio ν_0 of the sound material by

$$3K_0 = \frac{E_0}{1 - 2\nu_0}, \quad 2\mu_0 = \frac{E_0}{1 + \nu_0}. \quad (12)$$

By differentiation of equation (11), the stress–strain relation is linear and reads as

$$\boldsymbol{\sigma} = \mathbf{A}_0(\boldsymbol{\varepsilon} - \mathbf{p}). \quad (13)$$

Decomposing the stress tensor into its spherical and deviatoric parts,

$$\boldsymbol{\sigma} = \sigma_m \mathbf{I} + \boldsymbol{\sigma}^D, \quad \sigma_m = \frac{1}{3} \text{Tr } \boldsymbol{\sigma}, \quad (14)$$

the relation (13) becomes

$$\begin{cases} \boldsymbol{\sigma}^D = 2\mu_0(\boldsymbol{\varepsilon}^D - \mathbf{p}^D) \\ \sigma_m = K_0(\text{Tr } \boldsymbol{\varepsilon} - \text{Tr } \mathbf{p}) \end{cases}. \quad (15)$$

Still by differentiation, the thermodynamical forces associated with the plastic strains read as

$$\mathbf{X} = \boldsymbol{\sigma} - \mathbf{A}_1 \mathbf{p}, \quad (16)$$

and they differ in general from the stresses when $\mathbf{A}_1 \neq \mathbf{0}$. Decomposing the forces \mathbf{X} into their spherical and deviatoric parts,

$$\mathbf{X} = X_m \mathbf{I} + \mathbf{X}^D, \quad X_m = \frac{1}{3} \text{Tr } \mathbf{X}, \quad (17)$$

the relation (16) becomes

$$\begin{cases} \mathbf{X}^D = \boldsymbol{\sigma}^D - 2\mu_1 \mathbf{p}^D \\ X_m = \sigma_m - K_1 \text{Tr } \mathbf{p} \end{cases}. \quad (18)$$

2.3 Choice of the plasticity criterion

Drucker–Prager criterion (or some variants like Mohr–Coulomb or Hoek–Brown criteria) is widely used in the modeling of the behavior of geomaterials under compression, see references [1,2,5]. In general, those criteria are used in a nonstandard context, i.e., with a nonassociative

flow rule for the plasticity evolution, like in reference [3]. The main usual argument which is evoked to use a nonassociative flow rule is that one overestimates the dilatancy effect with the normality rule associated with Drucker–Prager criterion. On the contrary, we propose in this paper to keep an associative flow rule but with a Drucker–Prager criterion which contains a kinematical hardening. One of the main goals is to show how a kinematical hardening can lead to relevant dilatancy effects.

Specifically, in the present context, the Drucker–Prager criterion reads in terms of the thermodynamical forces \mathbf{X} as

$$f(\mathbf{X}) := \frac{1}{\sqrt{6}} \|\mathbf{X}^D\| + kX_m - \tau_c \leq 0. \quad (19)$$

In equation (19) $k \in (0, 1)$ is a dimensionless coefficient associated with the internal friction, $\tau_c \geq 0$ represents a critical stress which vanishes in absence of cohesion, and $\|\cdot\|$ denotes the euclidean norm of a second-order tensor (whereas the factor $\sqrt{6}$ is introduced for convenience in order to simplify forthcoming expressions),

$$\|\mathbf{X}^D\| = \sqrt{\mathbf{X}^D \cdot \mathbf{X}^D}.$$

Consequently, the elastic domain

$$\mathbb{K} = \{\mathbf{X} \in \mathbb{M}_s^3 : f(\mathbf{X}) \leq 0\}$$

is really a closed convex subset of \mathbb{M}_s^3 (with non-empty interior). In fact, \mathbb{K} is a convex cone which has an angular point at $(\mathbf{X}^D, X_m) = (0, \tau_c/k)$ and which is unbounded in the direction of hydrostatic compressions. Furthermore, even if the elastic domain is fixed in the space of the thermodynamical forces, it varies with the plastic strain in the stress space. Indeed, by virtue of equation (16), the elastic domain expressed in term of $\boldsymbol{\sigma}$ becomes the set $\mathbb{K}(\mathbf{p})$ given by

$$\mathbb{K}(\mathbf{p}) = \left\{ \boldsymbol{\sigma} \in \mathbb{M}_s^3 : \frac{1}{\sqrt{6}} \|\boldsymbol{\sigma}^D - 2\mu_1 \mathbf{p}^D\| + k(\sigma_m - K_1 \text{Tr } \mathbf{p}) \leq \tau_c \right\}.$$

Thus, $\mathbb{K}(\mathbf{p})$ is subjected to a linear translation when the plastic strain evolves:

$$\mathbb{K}(\mathbf{p}) = \mathbf{A}_1 \mathbf{p} + \mathbb{K}.$$

Starting from equation (7), the support function $\pi_{\mathbb{K}}$ of the convex \mathbb{K} is obtained after tedious calculations which are not reproduced here and finally reads as

$$\pi_{\mathbb{K}}(\mathbf{p}) = \begin{cases} \frac{\tau_c}{k} \text{Tr } \mathbf{p} & \text{if } \text{Tr } \mathbf{p} \geq k\sqrt{6} \|\mathbf{p}^D\| \\ +\infty & \text{otherwise} \end{cases}. \quad (20)$$

Since we adopt the normality rule, the evolution of the plastic strain is directly deduced from equation (19). Considering first a regular point of the boundary of \mathbb{K} , the

flow rule reads as follows:

At \mathbf{X} such that $f(\mathbf{X}) = 0$, $\mathbf{X} \neq (0, \tau_c/k)$,

$$\begin{cases} \dot{\mathbf{p}}^D = \frac{\text{Tr } \dot{\mathbf{p}}}{k\sqrt{6} \|\mathbf{X}^D\|} \mathbf{X}^D \\ \text{Tr } \dot{\mathbf{p}} \geq 0 \end{cases} \quad (21)$$

Let us note that at such a point one has $\text{Tr } \dot{\mathbf{p}} = k\sqrt{6} \|\dot{\mathbf{p}}^D\|$. At the angular point, the rate of the plastic strain tensor must belong to the cone of the outer normal to \mathbb{K} . That leads to

$$\text{At } \mathbf{X} = (0, \tau_c/k), \text{Tr } \dot{\mathbf{p}} \geq k\sqrt{6} \|\dot{\mathbf{p}}^D\|. \quad (22)$$

Consequently, the normality rule forces the trace of the plastic strain to only increase with time, a fundamental property to account for the dilatancy effects.

2.4 Response under a triaxial test with a confining pressure

The elasto-plastic behavior of a material governed by the associative Drucker–Prager law presented in the previous sections is illustrated by considering the response of a volume element during a triaxial test with a confining pressure. Assuming that the volume element starts from a natural reference configuration without plastic strain, the test is divided into the following three stages:

1. First, the volume element is submitted to a hydrostatic compression where the pressure is progressively increased from 0 to a final value $p_0 > 0$.
2. Then, maintaining the lateral pressure to the value p_0 , one compresses in the axial direction z by prescribing the axial strain ε_z with $\dot{\varepsilon}_z < 0$. Accordingly, the response will be purely elastic as long as $|\varepsilon_z|$ is small enough so that the plastic yield criterion is not reached.
3. Finally, when $|\varepsilon_z|$ is larger than a critical value, the volume element plastifies.

Let us determine the evolution of the strains, the plastic strains, and the stresses during those different stages with respect to $|\varepsilon_z|$ (which could be considered as the loading parameter).¹

2.4.1 Confining stage

During this stage the strain and stress tensors are purely spherical and the plastic strain remains equal to 0. At the end of this stage, the stresses and the strains are given by

$$\boldsymbol{\sigma} = -p_0 \mathbf{I}, \quad \boldsymbol{\varepsilon} = -\frac{p_0}{3K_0} \mathbf{I}, \quad \mathbf{p} = \mathbf{0}. \quad (23)$$

¹ Note that, contrarily to a frequent use in Civil Engineering, we keep the convention used in Mechanics of Continuous Media for the sign of the strains and the stresses: the traction is positive and the compression negative.

Since $\mathbf{p} = \mathbf{0}$, one has $\mathbf{X} = \boldsymbol{\sigma}$ and Ducker-Prager criterion gives

$$f(\mathbf{X}) = -kp_0 - \tau_c < 0.$$

The axial strain ε_z decreases from 0 to $-p_0/3K_0$, whereas the volumetric strain $\varepsilon_v = \text{Tr } \varepsilon$ decreases from 0 to $-p_0/K_0$. During all this stage, one has

$$\dot{\varepsilon}_v = 3\dot{\varepsilon}_z < 0$$

and hence a contractance due to the hydrostatic compression.

2.4.2 Elastic stage at fixed confining pressure

During this stage, the plastic strain remains equal to 0:

$$\mathbf{p} = \mathbf{0}.$$

By symmetry, the stress and the strain tensors are of the following form²:

$$\mathbf{X} = \boldsymbol{\sigma} = \begin{pmatrix} -p_0 & 0 & 0 \\ 0 & -p_0 & 0 \\ 0 & 0 & \sigma_z \end{pmatrix}, \quad \boldsymbol{\varepsilon} = \begin{pmatrix} \varepsilon_T & 0 & 0 \\ 0 & \varepsilon_T & 0 \\ 0 & 0 & \varepsilon_z \end{pmatrix},$$

where p_0 and ε_z are prescribed. The deviatoric parts read as

$$\boldsymbol{\sigma}^D = (\sigma_z + p_0)\mathbf{J}, \quad \boldsymbol{\varepsilon}^D = (\varepsilon_z - \varepsilon_T)\mathbf{J}$$

with

$$\mathbf{J} = \begin{pmatrix} -1/3 & 0 & 0 \\ 0 & -1/3 & 0 \\ 0 & 0 & 2/3 \end{pmatrix}, \quad \|\mathbf{J}\| = \sqrt{\frac{2}{3}}.$$

σ_z and ε_T remain to be determined. They are given by equation (15) with the help (12):

$$\varepsilon_T = -\nu_0\varepsilon_z - (1 - 2\nu_0)(1 + \nu_0)\frac{p_0}{E_0}, \quad \sigma_z = E_0\varepsilon_z - 2\nu_0p_0. \quad (24)$$

One deduces in particular the evolution of the volumetric strain:

$$\dot{\varepsilon}_v = (1 - 2\nu_0)\dot{\varepsilon}_z < 0. \quad (25)$$

This stage stops when the stresses reach the yield criterion, i.e., when $f(\boldsymbol{\sigma}) = 0$. Since

$$f(\boldsymbol{\sigma}) = \frac{1}{3}|\sigma_z + p_0| + \frac{k}{3}(\sigma_z - 2p_0) - \tau_c$$

and since $\sigma_z + p_0 < 0$, the yield surface is reached when

$$\sigma_z = -\frac{1 + 2k}{1 - k}p_0 - \frac{3\tau_c}{1 - k}. \quad (26)$$

The corresponding value of ε_z is deduced from equation (24):

$$\varepsilon_z = -\frac{1 - 2\nu_0 + 2(1 + \nu_0)k}{1 - k}\frac{p_0}{E_0} - \frac{3\tau_c}{(1 - k)E_0}. \quad (27)$$

2.4.3 Plastification stage

Then, if the confining pressure is constant and if one prescribes $\dot{\varepsilon}_z < 0$, the material will plastify. This plastification stage strongly depends on the presence or not of the kinematical hardening. Therefore, we will distinguish between the two situations by considering first the case where the hardening moduli μ_1 and K_1 vanish, i.e., the case without hardening.

1. Case without kinematical hardening. In such a case, one gets $\mathbf{X} = \boldsymbol{\sigma}$ and since the elastic domain is fixed in the stress space, the stresses will remain blocked to the value reached at the end of the elastic stage. In other words, the lateral pressure is equal to p_0 and the axial stress σ_z is given by equation (26). Since $\dot{\boldsymbol{\sigma}} = \mathbf{0}$, one gets

$$\dot{\mathbf{p}} = \dot{\boldsymbol{\varepsilon}}$$

and hence \mathbf{p} takes the form

$$\mathbf{p} = \begin{pmatrix} p_T & 0 & 0 \\ 0 & p_T & 0 \\ 0 & 0 & p_z \end{pmatrix}, \quad \mathbf{p}^D = (p_z - p_T)\mathbf{J}, \quad \text{Tr } \mathbf{p} = p_z + 2p_T. \quad (28)$$

Since $\sigma_z + p_0 < 0$, the flow rule (21) gives

$$\dot{p}_T - \dot{p}_z = \frac{1}{2k}(\dot{p}_z + 2\dot{p}_T) \geq 0.$$

Since $\dot{p}_z = \dot{\varepsilon}_z$ and $\dot{p}_T = \dot{\varepsilon}_T$, one gets

$$\dot{\varepsilon}_T = \dot{p}_T = -\frac{1 + 2k}{2(1 - k)}\dot{\varepsilon}_z > 0.$$

Therefore, the volumetric strain rate is given by

$$\dot{\varepsilon}_v = -\frac{3k}{1 - k}\dot{\varepsilon}_z > 0. \quad (29)$$

Thus, the normality rule predicts a dilatancy of the material during the plastification stage. In general, this predicted dilatancy is too large by comparison with experimental observations and that leads people to use a nonassociative flow rule. We will see just below that the kinematical hardening can strongly modify these results.

2. Case with kinematical hardening. In such a case, the stresses do not remain blocked. Their evolution is obtained by assuming that the strain tensor remains of

² Throughout the paper, all the tensors are represented by matrices in the basis (e_x, e_y, e_z) where z denotes the axial direction whereas x et y denote the transversal direction.

the form (28) and that the yield criterion is always satisfied at a non-angular point, i.e.,

$$f(\mathbf{X}) = 0, \quad \text{with} \quad X_z < X_T.$$

Let us note that this assumption is not restrictive because we can use the general result of uniqueness of the response in the case of an associative law with kinematical hardening. Indeed, if we find a solution, then we are sure that is the good one. (Note that such a uniqueness result is no more ensured in the case of nonassociative flow rule.)

Accordingly, one gets

$$\mathbf{X}^D = (X_z - X_T)\mathbf{J}, \quad 3X_m = X_z + 2X_T$$

and

$$X_T - X_z + 3kX_m = 3\tau_c.$$

Differentiating these relations with respect to time and taking into account equation (18) lead to

$$\begin{cases} \dot{X}_T - \dot{X}_z + 3k\dot{X}_m = 0 \\ \dot{X}_z - \dot{X}_T = \dot{\sigma}_z - 2\mu_1(\dot{p}_z - \dot{p}_T) \\ 3\dot{X}_m = \dot{\sigma}_z - 3K_1 \text{Tr } \dot{\mathbf{p}} \end{cases}$$

The flow rule (21) gives

$$\dot{p}_z - \dot{p}_T = -\frac{\text{Tr } \dot{\mathbf{p}}}{2k}. \quad (30)$$

Combining the four previous relations gives the following relationship between $\dot{\sigma}_z$ and $\text{Tr } \dot{\mathbf{p}}$:

$$\dot{\sigma}_z = -\frac{\mu_1 + 3k^2K_1}{(1-k)k} \text{Tr } \dot{\mathbf{p}}. \quad (31)$$

Differentiating the stress-strain relations (13) gives

$$\begin{cases} \dot{\sigma}_z = 2\mu_0(\dot{\epsilon}_z - \dot{\epsilon}_T + \dot{p}_T - \dot{p}_z) \\ \dot{\sigma}_z = 3K_0(\dot{\epsilon}_v - \text{Tr } \dot{\mathbf{p}}) \\ \dot{\epsilon}_v = \dot{\epsilon}_z + 2\dot{\epsilon}_T \end{cases}.$$

Eliminating $\dot{\epsilon}_T$ and using the flow rule give two other relations between $\dot{\sigma}_z$, $\text{Tr } \dot{\mathbf{p}}$, $\dot{\epsilon}_v$, and $\dot{\epsilon}_z$:

$$\dot{\sigma}_z = \mu_0 \left(3\dot{\epsilon}_z - \dot{\epsilon}_v + \frac{\text{Tr } \dot{\mathbf{p}}}{k} \right), \quad \dot{\sigma}_z = 3K_0(\dot{\epsilon}_v - \text{Tr } \dot{\mathbf{p}}). \quad (32)$$

Using equation (31) allows us to determine $\dot{\sigma}_z$, $\text{Tr } \dot{\mathbf{p}}$, and $\dot{\epsilon}_v$ in terms of $\dot{\epsilon}_z$. We finally get

$$\text{Tr } \dot{\mathbf{p}} = -\frac{3k\dot{\epsilon}_z}{1-k + \frac{3(\mu_1 + 3k^2K_1)}{(1-k)E_0}} > 0, \quad (33)$$

$$\dot{\epsilon}_v = \left(1 - \frac{\mu_1 + 3k^2K_1}{k(1-k)3K_0} \right) \text{Tr } \dot{\mathbf{p}}. \quad (34)$$

Therefore, equation (33) shows that the kinematical hardening tends to decrease $\text{Tr } \dot{\mathbf{p}}$ and even equation (34) shows that the sign of $\dot{\epsilon}_v$ depends on the intensity of the hardening. Specifically, if the hardening moduli are small enough (by comparison with the elastic moduli), then $\dot{\epsilon}_v > 0$ and there is dilatancy. But, if the hardening moduli are large enough, then $\dot{\epsilon}_v < 0$ and there is contractance. Moreover, let us note that if $\mu_1 = K_1 = 0$, then we recover that $\dot{\epsilon}_v = \text{Tr } \dot{\mathbf{p}}$ and the relation (29). But, if μ_1 and K_1 are very large by comparison to μ_0 and K_0 , then one gets

$$\dot{\epsilon}_v \approx (1 - 2\nu_0)\dot{\epsilon}_z < 0,$$

which is nothing but the relation (25) obtained in the elastic stage for the volumetric strain change. In conclusion, according to the ratio between the hardening moduli and the elastic moduli, the volumetric strain evolution can lead to a strong dilatancy effect corresponding to perfect plasticity as well as a contractance effect like in elasticity. This last conclusion leads to a foretaste consideration (developed in detail in the next section) for a relevant damage coupling – once the damage affects \mathbf{A}_1 tensor, it directly impacts the dilatancy strength of the given law.

3 The elasto-plastic behavior coupled with damage

In this section we introduce the damage into the elasto-plastic model. As mentioned at the end of Section 2, the coupling could be introduced purely from macroscopic considerations. We made a choice for more physical approach starting from a set of hypothesis which will finally lead to the same coupling. Let us first present a list of assumptions used in that construction before particularizing the model.

3.1 Main assumptions on the damage dependence

Although there exist an infinite number of ways to couple damage with plasticity [5–9], we will make the simplest choices. Specifically, the following are the main assumptions:

1. The damage state is characterized by a scalar variable α which can grow from 0 to 1, $\alpha = 0$ corresponding to a sound material, and $\alpha = 1$ corresponding to a full damaged material.
2. The damage state enters in the expression of the free energy, but not in the plasticity criterion. In other words, the convex domain \mathbb{K} is independent of α .
3. The dissipated energy by damage is only function of the damage state.

By virtue of these assumptions, the state of the material point is characterized by the triple $(\boldsymbol{\epsilon}, \mathbf{p}, \alpha)$ and the free energy is still a function of state which now be read as

$$\psi = \hat{\psi}(\boldsymbol{\epsilon}, \mathbf{p}, \alpha). \quad (35)$$

The function $\hat{\psi}$ is still assumed to be continuously differentiable from which one deduces the stresses $\boldsymbol{\sigma}$ and the thermodynamical forces \mathbf{X} and Y associated with the plastic strain and the damage. Specifically, one sets

$$\begin{aligned}\boldsymbol{\sigma} &= \frac{\partial \hat{\psi}}{\partial \boldsymbol{\varepsilon}}(\boldsymbol{\varepsilon}, \mathbf{p}, \alpha), \quad \mathbf{X} = -\frac{\partial \hat{\psi}}{\partial \mathbf{p}}(\boldsymbol{\varepsilon}, \mathbf{p}, \alpha), \\ Y &= -\frac{\partial \hat{\psi}}{\partial \alpha}(\boldsymbol{\varepsilon}, \mathbf{p}, \alpha).\end{aligned}\quad (36)$$

In equation (36), Y can be interpreted as the free energy release rate associated with a growth of the damage at constant strain. Since it is natural to assume that the release of energy is really nonnegative, one adds the following condition of positivity for Y :

$$-\frac{\partial \hat{\psi}}{\partial \alpha}(\boldsymbol{\varepsilon}, \mathbf{p}, \alpha) \geq 0, \quad \forall \boldsymbol{\varepsilon}, \forall \mathbf{p} \in \mathbb{M}_s^3, \quad \forall \alpha \in [0, 1], \quad (37)$$

condition which restricts the dependence of the free energy on α .

Since the plasticity criterion is assumed to be independent of α (hypothesis (2)), the plastic dissipation potential still reads as

$$\pi_{\mathbb{K}}(\dot{\mathbf{p}}) = \sup_{\mathbf{X}^* \in \mathbb{K}} \mathbf{X}^* \cdot \dot{\mathbf{p}},$$

where \mathbb{K} is a closed convex subset of \mathbb{M}_s^3 . Finally, by hypothesis (3), the damage dissipated energy d reads as

$$d = \hat{D}(\alpha), \quad (38)$$

where \hat{D} is a nonnegative differentiable function of α which vanishes at $\alpha = 0$:

$$\hat{D}(0) = 0, \quad \hat{D}'(\alpha) > 0, \quad \forall \alpha \in [0, 1].$$

This assumption is also motivated by the micro-mechanical approach of reference [12]: indeed, if one considers microcracked materials whose microcracking evolution is governed by Griffith's criterion, then dissipated energy by damage corresponds to the Griffith surface energy.

Therefore, the part \dot{d} of the dissipated power due to the evolution of damage simply reads in terms of the damage state and the damage rate as

$$\dot{d} = \hat{D}'(\alpha)\dot{\alpha},$$

whereas the total dissipated power due to the evolution of both the plastic strain and the damage is given by

$$\mathcal{D} = \pi_{\mathbb{K}}(\dot{\mathbf{p}}) + \hat{D}'(\alpha)\dot{\alpha}.$$

It remains to formulate the damage evolution law. As for the elasto-plastic behavior, we adopt a standard law in the sense of the concept of Generalized Standard Materials proposed in reference [15] or [16] in a general context and particularized by [17,18] for damaging materials.

Specifically, the evolution of the damage consists in the following three items:

1. *The irreversibility condition*: Damage can only grow and hence one requires that $\dot{\alpha} \geq 0$ at any time.
2. *The damage criterion*: The free energy release rate must remain less or equal to the critical value $\hat{D}'(\alpha)$ given by the damage dissipated power:

$$Y \leq \hat{D}'(\alpha). \quad (39)$$

3. *The consistency relation*: Damage can only evolve when the free energy release rate is equal to its critical value, condition which can read as

$$(Y - \hat{D}'(\alpha))\dot{\alpha} = 0. \quad (40)$$

3.2 The associative elasto-plastic Drucker–Prager model with kinematical hardening coupled with damage

Let us particularize now the model that we will use for geomaterials in compression.

3.2.1 Choice of the free energy and of the dissipated energy by damage

Let us first introduce the damage variable into the expression (9) of the free energy. The micromechanical approach developed in reference [12] for a microcracked material with contact and friction between the lips of the cracks shows that only the hardening tensor \mathbf{A}_1 depends on the crack state, the tensor \mathbf{A}_0 representing the stiffness of the sound material. Therefore, we will assume that \mathbf{A}_1 only depends on the damage variable and hence the expression of the free energy becomes

$$\hat{\psi}(\boldsymbol{\varepsilon}, \mathbf{p}, \alpha) = \frac{1}{2} \mathbf{A}_0(\boldsymbol{\varepsilon} - \mathbf{p}) \cdot (\boldsymbol{\varepsilon} - \mathbf{p}) + \frac{1}{2} \mathbf{A}_1(\alpha) \mathbf{p} \cdot \mathbf{p}. \quad (41)$$

Moreover, if we assume that the material is isotropic, then one gets

$$\begin{aligned}\hat{\psi}(\boldsymbol{\varepsilon}, \mathbf{p}, \alpha) &= \frac{1}{2} K_0 (\text{Tr } \boldsymbol{\varepsilon} - \text{Tr } \mathbf{p})^2 \\ &\quad + \mu_0 (\boldsymbol{\varepsilon}^D - \mathbf{p}^D) \cdot (\boldsymbol{\varepsilon}^D - \mathbf{p}^D) \\ &\quad + \frac{1}{2} K_1(\alpha) (\text{Tr } \mathbf{p})^2 + \mu_1(\alpha) \mathbf{p}^D \cdot \mathbf{p}^D\end{aligned}\quad (42)$$

The positivity of the stiffness tensor \mathbf{A}_0 and of the hardening tensor \mathbf{A}_1 requires that K_0 , μ_0 , $K_1(\alpha)$, and $\mu_1(\alpha)$ satisfy the following inequalities:

$$K_0 > 0, \quad \mu_0 > 0, \quad K_1(\alpha) \geq 0, \quad \mu_1(\alpha) \geq 0, \quad \forall \alpha \in [0, 1].$$

The energy release rate reads as

$$Y = -\frac{1}{2} K_1'(\alpha) (\text{Tr } \mathbf{p})^2 - \mu_1'(\alpha) \mathbf{p}^D \cdot \mathbf{p}^D \quad (43)$$

and hence it depends only on the plastic strain and the damage, and not on the total strain. In order that Y be nonnegative, refer to the condition (37), it is necessary and sufficient that

$$K'_1(\alpha) \leq 0, \quad \mu'_1(\alpha) \leq 0, \quad \forall \alpha \in [0, 1].$$

The damage criterion becomes then

$$-\frac{1}{2}K'_1(\alpha)(\text{Tr } \mathbf{p})^2 - \mu'_1(\alpha)\mathbf{p}^D \cdot \mathbf{p}^D \leq \hat{D}'(\alpha).$$

Since the Drucker–Prager yield criterion is assumed to be independent of damage, the model will be complete once the three functions $\alpha \mapsto K_1(\alpha)$, $\alpha \mapsto \mu_1(\alpha)$, and $\alpha \mapsto \hat{D}(\alpha)$ are given for $\alpha \in [0, 1]$. In fact since the choice of the damage variable is arbitrary, it is always possible, after a suitable change of variable, to fix one of the three functions.

Here we choose to fix the function \hat{D} by setting

$$\hat{D}(\alpha) = D_1\alpha, \quad (44)$$

where D_1 is a positive constant which has the dimension of a stress (or equivalently an energy by volume unit). Accordingly, the dimensionless damage variable α can be interpreted as the fraction of the volume energy dissipated by damage at the current damage state by comparison to D_1 which represents the volume dissipated energy by damage when the volume element is totally damaged.

3.2.2 The complete model

Finally, the associative elasto-plastic Drucker–Prager model with kinematical hardening coupled with damage consists in the following set of definitions and relations:

The state variables: $(\boldsymbol{\varepsilon}, \mathbf{p}, \alpha) \in \mathbb{M}_s^3 \times \mathbb{M}_s^3 \times [0, 1]$

The free energy density:

$$\psi = \frac{1}{2}K_0(\text{Tr } \boldsymbol{\varepsilon} - \text{Tr } \mathbf{p})^2 + \mu_0(\boldsymbol{\varepsilon}^D - \mathbf{p}^D) \cdot (\boldsymbol{\varepsilon}^D - \mathbf{p}^D) + \frac{1}{2}K_1(\alpha)(\text{Tr } \mathbf{p})^2 + \mu_1(\alpha)\mathbf{p}^D \cdot \mathbf{p}^D$$

The stress–strain relationships:

$$\begin{cases} \boldsymbol{\sigma}^D = 2\mu_0(\boldsymbol{\varepsilon}^D - \mathbf{p}^D) \\ \sigma_m = K_0(\text{Tr } \boldsymbol{\varepsilon} - \text{Tr } \mathbf{p}) \end{cases}$$

The plasticity evolution law:

$$\text{The plasticity thermodynamical forces: } \begin{cases} \mathbf{X}^D = \boldsymbol{\sigma}^D - 2\mu_1(\alpha)\mathbf{p}^D \\ X_m = \sigma_m - K_1(\alpha)\text{Tr } \mathbf{p} \end{cases}$$

$$\text{The plasticity yield criterion: } f(\mathbf{X}) := \frac{1}{\sqrt{6}}\|\mathbf{X}^D\| + kX_m - \tau_c \leq 0$$

$$\text{The plasticity flow rule: } \begin{cases} \dot{\mathbf{p}}^D = \frac{\text{Tr } \dot{\mathbf{p}}}{k\sqrt{6}\|\mathbf{X}^D\|} \mathbf{X}^D, & \text{Tr } \dot{\mathbf{p}} \geq 0 \quad \text{if } f(\mathbf{X}) = 0, \quad \mathbf{X}^D \neq \mathbf{0} \\ \text{Tr } \dot{\mathbf{p}} \geq k\sqrt{6}\|\dot{\mathbf{p}}^D\| \geq 0, & \text{if } f(\mathbf{X}) < 0, \quad \mathbf{X}^D = \mathbf{0} \end{cases}$$

The damage evolution law:

$$\text{The irreversibility condition: } \dot{\alpha} \geq 0$$

$$\text{The damage criterion: } Y := -\frac{1}{2}K'_1(\alpha)(\text{Tr } \mathbf{p})^2 - \mu'_1(\alpha)\mathbf{p}^D \cdot \mathbf{p}^D \leq D_1$$

$$\text{The consistency condition: } (Y - D_1)\dot{\alpha} = 0$$

Remark 3.1 This model can be written in a variational form following the general presentation proposed in reference [19] for rate-independent evolution laws. After the choice of the expression of the total energy, sum of the free energy, and the dissipated energy, as a function of the state variables, the evolution of the internal variables is deduced from three general physical principles: (i) an irreversibility principle, (ii) a stability criterion, and (iii) an energy balance. The interested reader for such an approach could refer to references [20–22] where its application to elasto-plasticity and damage models is developed. That approach can even be used to construct nonassociative plasticity model, see reference [11] for an example. Note also that the model has a stress-softening character induced by the damage evolution. That means that the present local model must be regularized (for instance, by introducing gradient of damage terms in the energy) in order that the damage localization in a body be limited and controlled. For the construction of the regularized model, the variational approach should be really useful and even necessary.

3.3 Application to the triaxial test with containing pressure

3.3.1 Some general properties

Let us reconsider the triaxial test by including now the possibility of damage of the volume element. The results obtained in Section 2.4 remain valid as long as the plasticity yield criterion is not reached. In other words, the confining stage and the elastic stage remain unchanged. What happens after depends in particular on the choice of the functions $\mu_1(\alpha)$ and $K_1(\alpha)$. However we can obtain some general properties without specifying those functions provided that they satisfy the following conditions:

$$\begin{cases} K_1(0) = \mu_1(0) = +\infty \\ K_1'(0) = \mu_1'(0) = -\infty \end{cases}, \quad K_1(1) = \mu_1(1) = 0 \quad (45)$$

$$\forall \alpha \in (0, 1) : \begin{cases} K_1(\alpha) > 0, & \mu_1(\alpha) > 0 \\ K_1'(\alpha) < 0, & \mu_1'(\alpha) < 0 \\ K_1''(\alpha) > 0, & \mu_1''(\alpha) > 0 \end{cases} \quad (46)$$

Those conditions are inspired by the micromechanical model presented in reference [12]. In particular, the fact that the hardening moduli are infinite when $\alpha = 0$ ensures that the elastic moduli K_0 and μ_0 are those of the undamaged material. In the same manner, the fact that the hardening moduli vanish when $\alpha = 1$ corresponds to the total loss of stiffness when the material is fully damaged. The hypothesis that the second derivatives of K_1 and μ_1 are positive plays an important role as we will see below. Let us now establish some general properties based on the above assumptions.

1. *Damage evolves only with plasticity.* Let us first show that damage can grow only when plasticity evolves. Indeed, by virtue of the damage criterion, damage evolves only when $Y = D_1$, i.e., when

$$-\frac{1}{2} \mathbf{A}'_1(\alpha) \mathbf{p} \cdot \mathbf{p} = D_1.$$

Differentiating this relation with respect to t leads to

$$\frac{1}{2} \mathbf{A}''_1(\alpha) \mathbf{p} \cdot \mathbf{p} \dot{\alpha} = -\mathbf{A}'_1(\alpha) \mathbf{p} \cdot \dot{\mathbf{p}} \quad (47)$$

from which one deduces that $\dot{\alpha} = 0$ if $\dot{\mathbf{p}} = \mathbf{0}$, which is the desired result. Let us note that this result is essentially due to the fact that the stiffness tensor \mathbf{A}_0 is assumed to be damage independent.

2. *Damage starts at the same time as plasticity.* Indeed, by virtue of the hypothesis $K_1'(0) = \mu_1'(0) = -\infty$, the damage criterion at the onset of damage gives

$$-\frac{1}{2} K_1'(0) (\text{Tr } \mathbf{p})^2 - \mu_1'(0) \mathbf{p}^D \cdot \mathbf{p}^D \leq D_1$$

and hence can be satisfied only if $\mathbf{p} = \mathbf{0}$.

3. *Form of the strain, plastic strain, and stress tensors during the plasticity stage with damage.* The previous properties suggest to search a response such that damage

and plasticity evolve simultaneously. During this damage with plasticity stage, the strain and stress tensors are assumed to be of the form³

$$\boldsymbol{\sigma} = \begin{pmatrix} -p_0 & 0 & 0 \\ 0 & -p_0 & 0 \\ 0 & 0 & \sigma_z \end{pmatrix}, \quad \boldsymbol{\varepsilon} = \begin{pmatrix} \varepsilon_T & 0 & 0 \\ 0 & \varepsilon_T & 0 \\ 0 & 0 & \varepsilon_z \end{pmatrix},$$

$$\mathbf{p} = \begin{pmatrix} p_T & 0 & 0 \\ 0 & p_T & 0 \\ 0 & 0 & p_z \end{pmatrix}$$

where p_0 remains constant and ε_z is a given function of time which is decreasing from its critical value given in reference (27).

4. *Relationship between $\text{Tr } \mathbf{p}$ and α .* Inserting the form of the different tensors into the plasticity flow rule (which does not involve the damage state) gives

$$p_z - p_T = -\frac{\text{Tr } \mathbf{p}}{2k}. \quad (48)$$

Reporting this relation into the damage criterion gives $\text{Tr } \mathbf{p}$ in function of α :

$$\text{Tr } \mathbf{p} = \sqrt{\frac{6k^2 D_1}{-R'(\alpha)}} \quad (49)$$

where $R(\alpha)$ is the following combination of the hardening moduli:

$$R(\alpha) := \mu_1(\alpha) + 3k^2 K_1(\alpha). \quad (50)$$

Let us note that, since the second derivatives of K_1 and μ_1 are positive, $\text{Tr } \mathbf{p}$ is a strictly increasing function of α . That means that the required inequality $\text{Tr } \dot{\mathbf{p}} > 0$ is satisfied provided that $\dot{\alpha} > 0$.

5. *Relationship between σ_z and α .* The plasticity criterion with the definition of the plasticity thermodynamical forces give the following three equations:

$$\begin{cases} X_T - X_z + 3kX_m = 3\tau_c \\ X_z - X_T = \sigma_z + p_0 + \mu_1(\alpha) \frac{\text{Tr } \mathbf{p}}{k} \\ 3X_m = \sigma_z - 2p_0 - 3K_1(\alpha) \text{Tr } \mathbf{p} \end{cases}$$

Eliminating X_T , X_z , X_m and using equation (49) allow us to obtain σ_z as the following function of α :

$$(1 - k)\sigma_z = -3\tau_c - (1 + 2k)p_0 - \sqrt{\frac{6D_1}{S'(\alpha)}}, \quad (51)$$

³ Let us note that the uniqueness of the response is not guaranteed in presence of damage without making extra assumptions on the functions $\mu_1(\alpha)$ and $K_1(\alpha)$. This study on the uniqueness will not be made here.

$$\begin{cases} S(\alpha) = \frac{1}{R_1} \frac{\alpha^n}{(1-\alpha)^m} \\ S'(\alpha) = \frac{1}{R_1} \frac{(m-n)\alpha + n}{\alpha^{1-n}(1-\alpha)^{m+1}} \\ S''(\alpha) = \frac{1}{R_1} \frac{(m-n)(m-n+1)\alpha^2 + 2n(m-n+1)\alpha - n(1-n)}{\alpha^{2-n}(1-\alpha)^{m+2}} \end{cases}$$

where

$$S(\alpha) := \frac{1}{R(\alpha)}.$$

One then checks that σ_z is always negative. Its absolute value will be either increasing or decreasing when α grows according to the second derivative of the compliance function $S(\alpha)$ which is negative or positive. The former case, when $S''(\alpha) < 0$, corresponds to a stress-hardening response, whereas the second one, when $S''(\alpha) > 0$, corresponds to a stress-softening response. Note that the sign of the second derivative of $S(\alpha)$ is not given by the sign of the second derivative of $R(\alpha)$ and hence constitutes an additional choice for the model.

6. *Relationships between ε_z , ε_v , and α .* The stress-strain relations allow us to express ε_z and ε_v in terms of α . Specifically, taking into account equations (49) and (51), one gets

$$\varepsilon_z = \frac{\sigma_z}{E_0} - \left(\frac{1}{k} - 1 \right) \frac{\text{Tr } \mathbf{p}}{3} + \frac{2\nu_0 p_0}{E_0}, \quad (52)$$

$$\varepsilon_v = \frac{\sigma_z - 2p_0}{3K_0} + \text{Tr } \mathbf{p}. \quad (53)$$

7. *The relation between the axial stress σ_z and the axial strain ε_z .* The relations (51) and (52) give the relation between ε_z and σ_z under the form of a curve parametrized by α . Let us note that we are not ensured that ε_z is a monotonic function of α . Specifically, when $S''(\alpha) < 0$ (stress-hardening behavior), then $\dot{\varepsilon}_z < 0$ when $\dot{\alpha} > 0$ and hence damage grows when ε_z (which is negative) is decreasing. But, when $S''(\alpha) > 0$, then the sign of $\dot{\varepsilon}_z$ is not guaranteed when $\dot{\alpha} > 0$, because the term in σ_z is increasing, whereas the term in $\text{Tr } \mathbf{p}$ is decreasing. Therefore, a snap-back is possible. If such a snap-back exists, the control of the axial strain ε_z necessarily implies a discontinuous evolution of the damage. That can even lead to a brutal rupture of the volume element with a sudden jump of α to 1 when ε_z reaches its limit value.
8. *The relation between the volumetric strain ε_v and the axial strain ε_z .* The relations (51)–(53) give the relation between ε_v and σ_z under the form of a curve parametrized by α . Here also one can have a competition between the term in σ_z and the term in $\text{Tr } \mathbf{p}$. During the hardening phases, one has $\dot{\sigma}_z < 0$ and $\text{Tr } \dot{\mathbf{p}} > 0$. Consequently,

according to the respective weight of the two terms, one will observe either a contractance or a dilatancy. On the contrary, during the softening phases, since $\dot{\sigma}_z > 0$ and $\text{Tr } \dot{\mathbf{p}} > 0$, one will always observe a dilatancy.

These different properties are illustrated in the next section by particularizing the model. Let us note that in the triaxial test with a fixed confining pressure, the functions $\mu_1(\alpha)$ and $K_1(\alpha)$ appear only by their combination $R(\alpha)$ (which involves also the internal friction coefficient k). Therefore, it is sufficient to know the function $R(\alpha)$ and the constants μ_0 , K_0 , D_1 , k , and τ_c to characterize the model, the confining pressure p_0 playing the role of a parameter.

3.3.2 Study of a family of models

Let us consider the following family of functions $R(\alpha)$:

$$R(\alpha) = R_1 \frac{(1-\alpha)^m}{\alpha^n}, \quad \text{with } R_1 > 0, \quad m > 1, \quad 0 < n < 1. \quad (54)$$

This choice of function is governed mainly by our intention to control the asymptotic behavior both at the initiation of damage ($\alpha \approx 0$ power law of n) and at the end of microcracking ($\alpha \approx 1$ power law of m). One easily checks that such a function $\alpha \mapsto R(\alpha)$ is really compatible with the hypotheses (45) and (46). Indeed, $R(\alpha)$ is strictly decreasing from $+\infty$ to 0 when α grows from 0 to 1. Its first and second derivatives are given by

$$\begin{cases} R'(\alpha) = -R_1((m-n)\alpha + n) \frac{(1-\alpha)^{m-1}}{\alpha^{n+1}}, \\ R''(\alpha) = R_1((m-n)(m-n-1)\alpha^2 + 2n(m-n-1)\alpha + n(n+1)) \frac{(1-\alpha)^{m-2}}{\alpha^{n+2}}. \end{cases}$$

It is also not difficult to verify that $R''(\alpha) > 0$ for every $\alpha \in (0, 1)$ because $m > 1 > n > 0$. The first derivative $R'(\alpha)$ is strictly increasing from $-\infty$ to 0 when α grows from 0 to 1. By virtue of equation (49), one deduces that $\text{Tr } \mathbf{p}$ grows from 0 to $+\infty$ with the evolution of damage.

The compliance function $S(\alpha)$ and its first and second derivatives are given by

See equation above.

The study of the sign of $S''(\alpha)$ shows that $S''(\alpha)$ is negative in the interval $(0, \alpha_0)$, positive in the interval $(\alpha_0, 1)$ with α_0 given by

$$\alpha_0 = \frac{1}{m-n} \left(\sqrt{\frac{mn}{m-n+1}} - n \right). \quad (55)$$

Therefore, by virtue of equation (51), the absolute value of the axial stress σ_z increases and one observes a stress-hardening behavior when α grows from 0 to α_0 , then $|\sigma_z|$ decreases and one observes a stress-softening behavior when α grows from α_0 to 1. Moreover, since $S'(0) = S'(1) = +\infty$, σ_z starts from the value given by equation (26) and corresponding to the end of the elastic stage, then increases (in absolute value) until its maximal value corresponding to the time at which the damage reaches the value α_0 , and finally decreasing (in absolute value) to come back to the value (26) reached at the end of the elastic stage. The absolute value of the overstress $\Delta\sigma_z$ associated with the stress-hardening phase is given by

$$\Delta\sigma_z = \sqrt{\frac{6D_1}{(1-k)^2 S'(\alpha_0)}}. \quad (56)$$

Let us first study the variations of the axial strain ε_z in function of the damage α and let us analyze under which condition a snap-back occurs. Starting from equation (52) and using the fact that ε_z is negative, one deduces that the derivative of ε_z with respect to α is always negative. Therefore, a snap-back exists if and only if the following condition is satisfied:

$$\frac{S''(\alpha) (-R'(\alpha))^{3/2}}{R''(\alpha) (S'(\alpha))^{3/2}} \leq (1-k)^2 \frac{E_0}{3}, \quad \forall \alpha \in (0, 1). \quad (57)$$

Since $R(\alpha)$ is of the form $R_1 \bar{R}(\alpha)$, the left-hand side above can read as

$$\frac{S''(\alpha) (-R'(\alpha))^{3/2}}{R''(\alpha) (S'(\alpha))^{3/2}} =: R_1 \varphi(\alpha), \quad (58)$$

where the function $\alpha \mapsto \varphi(\alpha)$ depends only on the exponents m and n of the model. In the neighborhood of $\alpha = 1$, the different terms behave as follows:

$$\begin{cases} R'(\alpha) \sim -R_1 m (1-\alpha)^{m-1}, & R''(\alpha) \sim R_1 m(m-1) (1-\alpha)^{m-2}, \\ S'(\alpha) \sim \frac{m}{R_1} (1-\alpha)^{-m-1}, & S''(\alpha) \sim \frac{m(m+1)}{R_1} (1-\alpha)^{-m-2} \end{cases}$$

Hence, one gets

$$\varphi(\alpha) \sim \frac{m+1}{m-1} (1-\alpha)^m.$$

Therefore, since φ is continuous, negative in the interval $(0, \alpha_0)$, positive in the interval $(\alpha_0, 1)$, and since $\varphi(\alpha_0) = \varphi(1) = 0$, the function φ reaches its upper bound in the interval $(\alpha_0, 1)$, the upper bound depending only on

m and n . Hence, the condition of non-snap-back (57) can read as

$$R_1 \leq \frac{(1-k)^2 E_0}{3 \max_{\alpha \in [\alpha_0, 1]} \varphi(\alpha)}. \quad (59)$$

In other words, there is no snap-back provided that the hardening modulus R_1 is small enough. Let us note that this condition depends on the parameters E_0 , K , m , and n of the model, but is independent of D_1 , τ_c , and the confining pressure p_0 .

Let us now study the variations of the volumetric strain ε_v as a function of the damage α and let us analyze when one observes a contractance or a dilatancy. We assume that R_1 is small enough and satisfies equation (59) so that there is no snap-back in the response $\sigma_z - \varepsilon_z$ and hence $\dot{\varepsilon}_z < 0$. By virtue of equation (53), one has $\dot{\varepsilon}_v < 0$ and hence contractance if and only if

$$\dot{\sigma}_z + 3K_0 \text{Tr } \dot{\mathbf{p}} > 0.$$

With the help of equations (49) and (51), that condition can be expressed in terms of $\varphi(\alpha)$ defined by equation (58). Specifically, one observes a contractance at the time when the damage reaches the value α if the following condition is satisfied:

$$\varphi(\alpha) < -3k(1-k) \frac{K_0}{R_1}. \quad (60)$$

That can happen only during the phase where φ is negative, that is only during the stress-hardening phases. During the stress-softening phases, since $\varphi > 0$, one observes a dilatancy. Therefore, a contractance can happen only at the beginning of the test, as long as $\alpha < \alpha_0$. Since the behavior of the first and the second derivatives of R and S in the neighborhood of $\alpha = 0$ is given by

$$\begin{cases} R'(\alpha) \sim -R_1 n \alpha^{-n-1}, & R''(\alpha) \sim R_1 n(n+1) \alpha^{-n-2}, \\ S'(\alpha) \sim \frac{n}{R_1} \alpha^{n-1}, & S''(\alpha) \sim -\frac{n(1-n)}{R_1} \alpha^{n-2}, \end{cases}$$

one gets

$$\varphi(\alpha) \sim -\frac{1+n}{1-n} \alpha^{-n}.$$

Consequently, since $\varphi(0) = -\infty$, one obtains a contractance when α is small enough. On the contrary, as soon as α becomes larger than a critical value (which is necessarily less than α_0), one observes a dilatancy until the complete rupture of the volume element. Let us note that since $\dot{\sigma}_z$ tends to 0 when α tends to 1, one gets by virtue of equations (52) and (53)

$$\dot{\varepsilon}_v \approx \text{Tr } \dot{\mathbf{p}} \approx -\frac{3k}{1-k} \dot{\varepsilon}_z,$$

when α is close to 1. That is in conformity with the result (29) obtained in the case of a perfect plasticity behavior

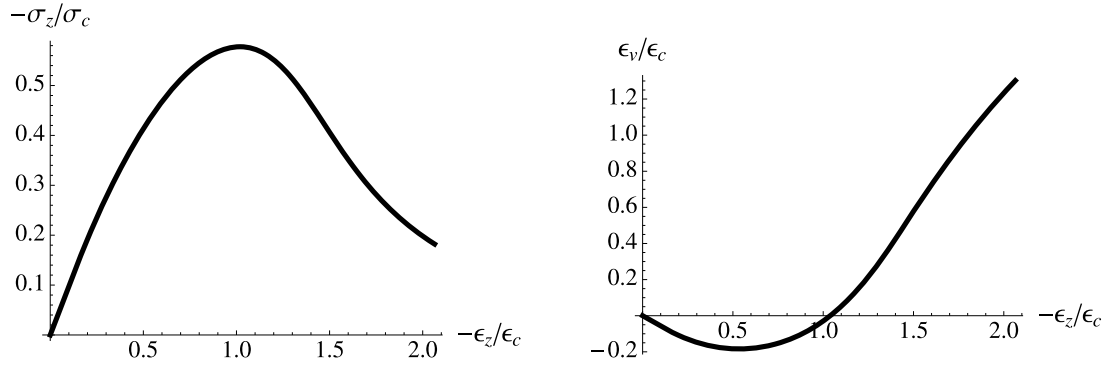


Fig. 1. Graphs of the axial stress σ_z (left) and of the volumetric strain ε_v (right) versus the axial strain ε_z when $R_1 = 0.1E_0$ and $p_0 = 0$ (uniaxial compression test).

without kinematical hardening, situation to which one tends when α becomes close to 1.

Let us finally study the relation between the axial strain ε_z and the axial stress σ_z in the case when the condition (59) of non-snap-back is satisfied. Using the behavior of R' and S' in the neighborhood of $\alpha = 0$, one deduces from equations (49) and (51) the following behaviors for $\text{Tr } \mathbf{p}$ and σ_z :

$$\begin{cases} \text{Tr } \mathbf{p} = \sqrt{\frac{6k^2 D_1}{n R_1}} \alpha^{(1+n)/2} + \dots \\ \sigma_z = -\frac{3\tau_c}{1-k} - \frac{(1+2k)p_0}{1-k} - \sqrt{\frac{6D_1 R_1}{(1-k^2)n}} \alpha^{(1-n)/2} + \dots \end{cases}$$

Thus, the plastic strain is on the order of $\alpha^{(1+n)/2}$ while the variation of the elastic strain is on the order of $\alpha^{(1-n)/2}$. Hence, at the beginning of the plasticity stage, the plastic strain is negligible by comparison with the variation of the elastic strain. Inserting these estimates into equation (52), one deduces that the relation between ε_z and σ_z is continuous and continuously differentiable at the transition between the elastic stage and the plasticity stage, the slope being equal to E_0 . After the elastic stage, if the axial strain $|\varepsilon_z|$ is increased until $+\infty$, then $|\sigma_z|$ begins by increase, and then passes by a maximum before to decrease to finally take the value that it had at the end of the elastic stage. All those variations are in fact independent of the confining pressure.

3.3.3 Graphs of the response according to the values of the parameters m , n , and R_1

In all the pictures presented in this section, one uses the following values for the Poisson ratio ν_0 and the parameters τ_c and k of the Drucker–Prager criterion:

$$\nu_0 = 0.2, \quad \tau_c = 0, \quad k = 0.2.$$

One sets

$$\sigma_c := \sqrt{D_1 E_0}, \quad \varepsilon_c := \sqrt{\frac{D_1}{E_0}}. \quad (61)$$

The material constant σ_c fixes the scale of the stresses, whereas the material constant ε_c fixes the scale of the strains. The responses depend on the two exponents m and n , and on the two ratios R_1/E_0 and p_0/σ_c .

– **Case where $m = 2$, $n = 1/2$.** The value α_0 of the damage from which there is stress-softening is given by equation (55) and hence one finds $\alpha_0 = 0.0883$. By virtue of equation (56), the overstress due to the stress-hardening phase depends on R_1/E_0 (but not on the confining pressure p_0) and is given by

$$\Delta\sigma_z = 1.827 \sqrt{\frac{R_1}{E_0}} \sigma_c. \quad (62)$$

In order that there is no snap-back in the response $\sigma_z - \varepsilon_z$, it is necessary that the condition (59) be satisfied. For the considered values of m and n , one gets $\max_{\alpha \in [\alpha_0, 1]} \varphi(\alpha) = 0.775$ and hence the non-snap-back condition requires that $R_1 \leq 0.275E_0$.

Figure 1 shows the graphs of σ_z and ε_v as functions of ε_z when there is no confining pressure ($p_0 = 0$) and in the case where $R_1 = 0.1E_0$ (hence there is no snap-back). In that case the value of the overstress is $\Delta\sigma_z = 0.578\sigma_c$.

In Figure 2 are plotted the same graphs for different values of R_1/E_0 . One can note that the larger the R_1 , the larger the overstress, which conforms to equation (62), but also the more rapid is the decrease of the axial stress after the peak. A similar behavior can be seen for the volumetric strain: the larger the R_1 , the greater the maximal contraction, but also the more rapid the growing of the dilatancy after the peak.

When R_1 is greater than $0.275E_0$, the graph of σ_z contains a snap-back which induces, during a test where the axial strain is controlled and continuously decreasing, a discontinuity of the evolution of the axial stress and the damage (cf. Fig. 3).

The graph of the axial stress vs. the axial strain for a given confining pressure during the damage-plasticity phase is simply a translation of that corresponding to the uniaxial compression test, the translation being given by the values of the axial strain and the axial stress at the end of the elastic stage (cf. Fig. 4). This property is due to the linear character of Drucker–Prager criterion. That

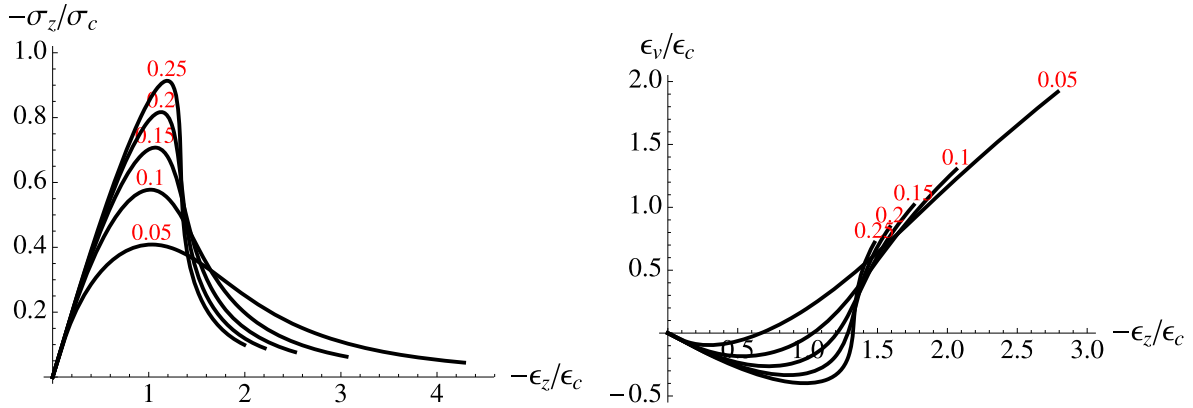


Fig. 2. Influence of R_1/E_0 on the graphs of the axial stress and the volumetric strain versus the axial strain when there is no confining pressure (uniaxial compression test). The value of R_1/E_0 associated with each graph is indicated in red on the graph.

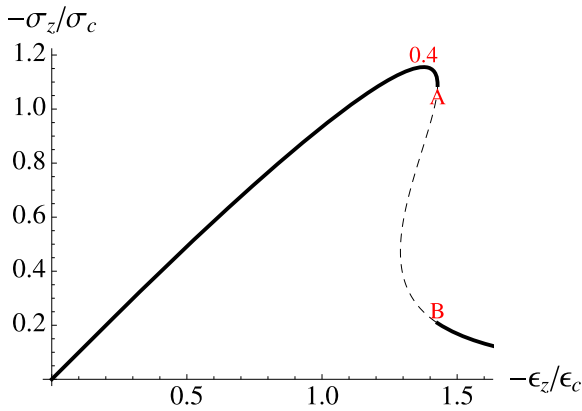


Fig. 3. When R_1/E_0 is large enough, the graph of σ_z vs. ε_z contains a snap-back (here $R_1 = 0.4E_0$). Consequently, when the axial strain reaches the value corresponding to the limit point **A**, the response jumps from **A** to **B**.

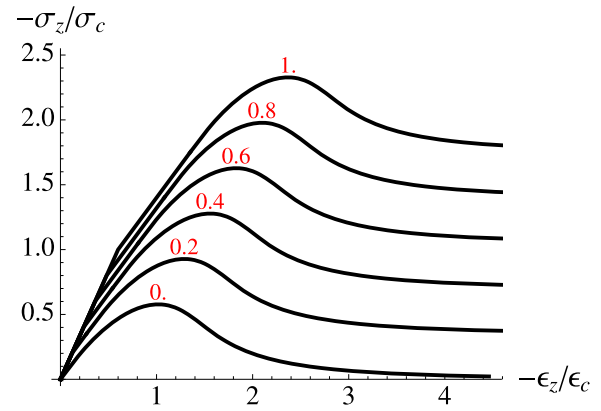


Fig. 4. Graph of the axial stress vs. the axial strain for different values (in red on the graphs) of the confining pressure (in fact of the ratio p_0/σ_c) when $R_1 = 0.1E_0$. The first part (the linear part) of the graphs correspond to the hydrostatic and elastic stages.

would not be true anymore if one used a more general plasticity criterion like Hoek–Brown criterion [1,2].

- **Influence of the exponents m and n .** The shape of the graphs giving the axial stress in terms of the axial strain (during an uniaxial compression test without confining pressure) is always the same whatever the values of m and n provided that they remain inside the admissible intervals, i.e., $m > 1 > n > 0$. One can see the dependence of the response on m and n in Figure 5.

We note that as expected the m parameter influence mainly the post-pic stress behavior (for $m=1$ the ultimate damage state achieved even for the finite value of ε_z), while n parameter alternate mainly the initial hardening state leaving the large $|\varepsilon_z|$ asymptote intact. Both parameters (m and n) contribute (Eqs. (55) and (56)) to the overstress $\Delta\sigma_z$ estimation that reads as

$$\Delta\sigma_z = \frac{\phi(m, n)}{1 - k} \sqrt{\frac{R_1}{E_0}} \sigma_c,$$

where $\phi(m, n)$ is only dependent on m and n . At given n , $\phi(m, n)$ is a decreasing function of m , whereas at given m , $\phi(m, n)$ is first a decreasing function, then an increasing function of n when n varies from 0 to 1 (cf. Fig. 6).

- **Possible parameter fitting strategy.** Even so our model depends just on three “damage” parameters (R_1 , n , m), the common task of parameter choice for the given material could be a rather laborious exercise. Nevertheless, based on the obtained earlier parameter influence properties, one could develop straight experimental data fitting strategy. From the experimental data set characterizing geomaterials, one has usually access to dilatancy ($\text{Tr } \varepsilon(\text{loading})$) and softening curves ($\sigma_z(\text{loading})$). The softening post-pic behavior would allow us to fit first the m value. Once the m parameter is fixed, one could proceed to R_1 value choice which allow adjusting the strength of dilatancy curve. Finally, the experimental overstress threshold could be fixed by adapting the last n parameter.

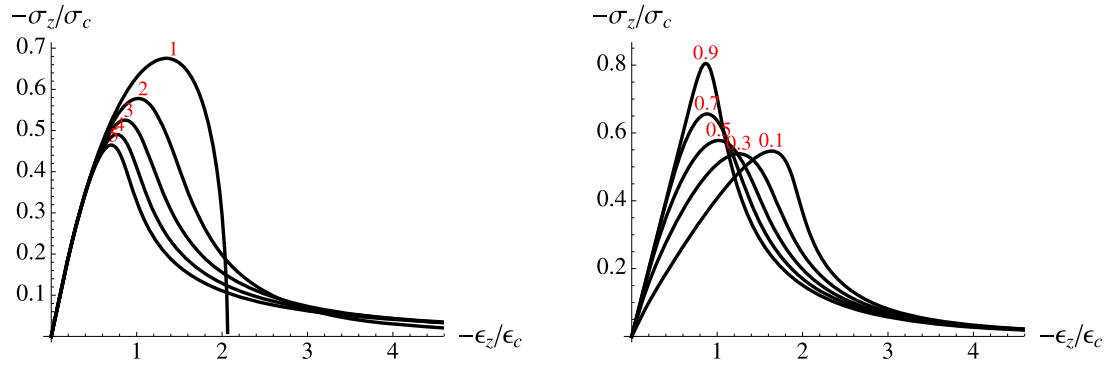


Fig. 5. Influence of the exponent m (left) and n (right) on the graph of the axial stress vs. the axial strain in a uniaxial compression test ($p_0 = 0$). The values of m and n are indicated in red on the graph. In the left figure where m varies, one takes $n = 1/2$, whereas on the right figure where n varies, one takes $m = 2$. In all cases $R_1 = 0.1E_0$.

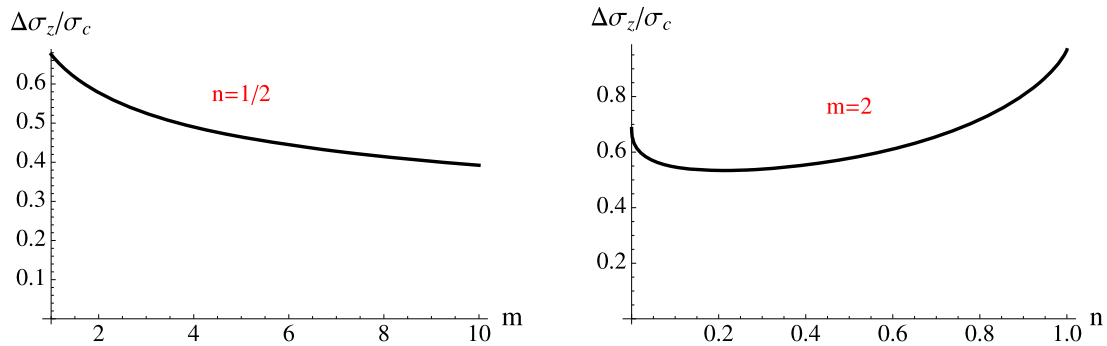


Fig. 6. Dependence of the overstress $\Delta\sigma_z$ on the exponents m and n of the model. *Left:* dependence on m when $n = 1/2$. *Right:* dependence on n when $m = 2$. In all cases $R_1 = 0.1E_0$ and $k = 0.2$.

4 Conclusion and perspectives

Starting from low-scale mechanical properties of micro-cracked elastic materials and taking into account the closed cracks friction between its lips, we propose a phenomenological model with an associative elasto-plastic behavior coupled with damage. The main feature of the model which is inspired by the micromechanical considerations is that the free energy contains not only the usual elastic energy but also a stored energy which is due at the microlevel to the friction between the lips of the microcracks. This blocked energy is assumed to depend at the macro-level on the damage state and the plastic strain and induces a kinematical hardening in the plasticity yield criterion. Considering a Drucker–Prager yield criterion and adopting the normality rule for the plasticity flow rule, we have applied such a model to a triaxial test with a fixed confining pressure. It turns out that the model is able to account for the main observed properties of geomaterials in such a situation, like contractance or dilatancy effect on the evolution of volumetric strain and stress-hardening or stress-softening effect for the axial stress.

The next step will be to identify from experimental results the parameters of the proposed model (which can be enriched by considering more complex yield criterion than the Drucker–Prager one). Its validity will be also

tested by comparing its predictions with other families of experimental tests like the oedometric test or cyclic tests. An interesting issue is also to use such a model to calculate the response of a true three-dimensional sample (and no more of the volume element). Since the damage evolution is accompanied by stress-softening effect, one can expect that the response of the sample is no more homogeneous (in space). That could require to enhance the damage model by introducing non-local terms like in references [23,24].

References

- [1] E. Hoek, E.T. Brown, The Hoek–Brown failure criterion: a 1988 update, in: J. Curran (Ed.), Proceedings of the 15th Canadian Rock Mechanics Symposium, University of Toronto, Dept. of Civil Engineering, Toronto, Canada, 1988, pp. 31–38
- [2] E. Eberhardt, The Hoek–Brown failure criterion, Rock Mech. Rock Eng. 45 (2012) 981–988
- [3] S. Cuvilliez, I. Djouadi, S. Raude, R. Fernandes, An elastoviscoplastic constitutive model for geomaterials: application to hydromechanical modelling of claystone response to drift excavation, Comput. Geotech. 85 (2017) 321–340

- [4] J. Lemaître, Coupled elasto-plasticity and damage constitutive equations, *Comput. Methods Appl. Mech. Eng.* 51 (1985), 31–49
- [5] J. Lemaître, J.-L. Chaboche, *Mécanique des Matériaux Solides*, Dunod, Paris, 1985
- [6] J. Mazars, A model of a unilateral elastic damageable material and its application to concrete, in: F.H. Wittmann (Ed.), *Fracture toughness and fracture energy of concrete*, Elsevier, New York, 1986
- [7] F. Ragueneau, C. La Borderie, J. Mazars, Damage model for concrete-like materials coupling cracking and friction, contribution towards structural damping: first uniaxial applications, *Mech. Cohesive Frict. Mater.* 5 (2000) 607–625
- [8] C. Comi, U. Perego, Fracture energy based bi-dissipative damage model for concrete, *Int. J. Solids Struct.* 38 (2001) 6427–6454
- [9] C. Pontiroli, A. Rouquand, J. Mazars, Predicting concrete behaviour from quasi-static loading to hypervelocity impact: an overview of the PRM model, *Eur. J. Environ. Civil Eng.* 14 (2010) 703–727
- [10] B. Richard, F. Ragueneau, C. Cremona, L. Adelaide, Isotropic continuum damage mechanics for concrete under cyclic loading: stiffness recovery, inelastic strains and frictional sliding, *Eng. Fract. Mech.* 77 (2010) 1203–1223
- [11] J.-F. Babadjian, G.A. Francfort, M.G. Mora, Quasi-static evolution in non-associative plasticity: the cap model, *SIAM J. Math. Anal.* 44 (2012) 245–292
- [12] S. Andrieux, Y. Bamberger, J.-J. Marigo, Un modèle de matériau microfissuré pour les bétons et les roches, *J. Mécanique Théorique Appliquée* 5 (1986) 471–513
- [13] Q.Z. Zhu, J.F. Shao, D. Kondo, A micromechanics-based thermodynamic formulation of isotropic damage with unilateral and friction effects, *Eur. J. Mech. A* 30 (2011) 316–325
- [14] E. Lanoye, F. Cormery, D. Kondo, J.F. Shao, An isotropic unilateral damage model coupled with frictional sliding for quasi-brittle materials, *Mech. Res. Commun.* 53 (2013) 31–35
- [15] B. Halphen, Q.S. Nguyen, Sur les matériaux standards généralisés, *J. Mécanique* 14 (1975) 39–63
- [16] P. Germain, Q.S. Nguyen, P. Suquet, Continuum thermodynamics, *J. Appl. Mech.* 50 (1983), 1010–1020
- [17] J.-J. Marigo, Formulation d’une loi d’endommagement d’un matériau élastique, *C. R. Acad. Sci. Sér II* 292 (1981) 1309–1312
- [18] J.-J. Marigo, Constitutive relations in plasticity, damage and fracture mechanics based on a work property, *Nucl. Eng. Des.* 114, (1989) 249–272
- [19] A. Mielke, Evolution of rate-independent systems, in: *Handbook of Differential Equations: Evolutionary Equations Vol. 2*, Elsevier, Amsterdam, pp. 461–559
- [20] R. Alessi, J.-J. Marigo, S. Vidoli, Gradient damage models coupled with plasticity: variational formulation and main properties, *Mech. Mater.* 80 (2015) 351–367
- [21] G.A. Francfort, A. Giacomini, J.-J. Marigo, The taming of plastic slips in von Mises elasto-plasticity, *Interfaces Free Boundaries* 17 (2015) 497–516
- [22] G.A. Francfort, A. Giacomini, J.-J. Marigo, The elasto-plastic exquisite corpse: a Suquet legacy, *J. Mech. Phys. Solids* 97 (2016) 125–139
- [23] C. Comi, A non-local model with tension and compression damage mechanisms, *Eur. J. Mech. A* 20 (2001) 1–22
- [24] K. Pham, J.-J. Marigo, Approche variationnelle de l’endommagement: II. Les modèles à gradient, *C. R. Mécanique* 338 (2010), 199–206

Cite this article as: J.-J. Marigo, K. Kazymyrenko, A micromechanical inspired model for the coupled to damage elasto-plastic behavior of geomaterials under compression, *Mechanics & Industry* **20**, 105 (2019)