



How do predators generalize warning signals in simple and complex prey communities? Insights from a videogame

Mónica Arias, John Davey, Simon Martin, Chris Jiggins, Nicola Nadeau,
Mathieu Joron, Violaine Llaurens

► To cite this version:

Mónica Arias, John Davey, Simon Martin, Chris Jiggins, Nicola Nadeau, et al.. How do predators generalize warning signals in simple and complex prey communities? Insights from a videogame. *Proceedings of the Royal Society B: Biological Sciences*, 2020, 287 (1921), pp.20200014. 10.1098/rspb.2020.0014 . hal-02921950

HAL Id: hal-02921950

<https://hal.science/hal-02921950>

Submitted on 8 Dec 2020

HAL is a multi-disciplinary open access archive for the deposit and dissemination of scientific research documents, whether they are published or not. The documents may come from teaching and research institutions in France or abroad, or from public or private research centers.

L'archive ouverte pluridisciplinaire **HAL**, est destinée au dépôt et à la diffusion de documents scientifiques de niveau recherche, publiés ou non, émanant des établissements d'enseignement et de recherche français ou étrangers, des laboratoires publics ou privés.

How do predators generalise warning signals in simple and complex prey communities?
Insights from a videogame

Mónica Arias^{1,2}, John W. Davey^{3,4}, Simon Martin⁴, Chris Jiggins⁴, Nicola Nadeau⁵, Mathieu Joron², Violaine Llaurens¹

¹ Institut de Systématique, Evolution, Biodiversité, UMR 7205 CNRS-École Pratique des Hautes Études, Muséum National d'Histoire Naturelle, Université Pierre-et-Marie-Curie, 75005 Paris, France

² Centre d'Ecologie Fonctionnelle et Evolutive, UMR 5175 CNRS-Université de Montpellier, École Pratique des Hautes Études, Université Paul Valéry, 34293 Montpellier 5, France

³ Bioscience Technology Facility, Department of Biology, University of York, Wentworth Way, York, YO10 5DD, UK

⁴ Department of Zoology, Downing Street, University of Cambridge, Cambridge, CB2 3EJ, UK

⁵ Molecular Ecology Lab, Department of Animal and Plant Sciences, University of Sheffield, Sheffield, UK

Abstract

The persistence of distinct warning signals within and between sympatric mimetic communities is a puzzling evolutionary question because selection favours convergence of colour patterns among toxic species. Such convergence is partly shaped by predators' reaction to similar but not identical stimulus, *i.e.* generalisation behaviour. Thus, generalisation by predators is likely to be shaped by the diversity of local prey. However, studying generalisation behaviour is generally limited to simple variations of prey colour patterns. Here, we used a computer game played by humans as surrogate predators to investigate generalisation behaviours in simple (4 morphs) and complex (10 morphs) communities of unprofitable (associated with a penalty) and profitable butterflies. Colour patterns used in the game are observed in natural populations of unprofitable butterfly species such as *H. numata*. Analyses of 449 game participants' behaviours show that players avoided unprofitable prey more readily in simple than in complex communities. However, generalisation was observed only in players that faced complex communities, enhancing protection of profitable prey that looked similar to at least one unprofitable morph. Additionally, similarity among unprofitable prey also reduced attack rates only in complex communities. These results are consistent with previous studies using avian predators but artificial colour patterns, and suggest that mimicry is more likely to evolve in complex communities where increases in similarity are more likely to be advantageous.

Keywords: citizen science, imperfect mimicry, Müllerian mimicry, Batesian mimicry, *Heliconius*

Introduction

Chemically protected prey often sport warning signals advertising their unpalatability to predators [1]. Predators usually learn to associate prey appearance and distastefulness after sampling several aposematic prey bearing a common warning signal [2–5]. Therefore, the larger the number of distasteful prey displaying a common warning signal, the smaller is the risk to individual prey of suffering predatory attacks [6]. This form of positive frequency-dependent selection is thought to be the main force promoting evolutionary convergence between distantly-related toxic species living in sympatry (*i.e.* Müllerian mimicry) and underlying the formation of so-called mimicry “rings” of multiple species sharing a similar appearance [7–9]. Despite the strong selection for resemblance, several mimicry rings can be

found in sympatry in the wild [8]. Moreover, visual signals may still vary within a mimicry ring, among unpalatable co-mimics, as shown in Arctiid moths [10] and Dendrobatidae frogs [11], but also between protected species and their less or unprotected mimics (*i.e.* Batesian mimics) [12]. Such visual diversity found within mimicry rings is puzzling and its maintenance is partly linked to the extent to which predators generalise their learnt association between prey quality and prey appearance. Generalisation capacities on a given signal can range from very narrow, imposing strong selection on resemblance, to very broad, recognising as unprofitable morphs bearing phenotypes that are more different from initially learned signals [13]. This generalisation behaviour is not only determined by the cognitive capacities of the predator, but it is also shaped by prey community composition [12,14–16]. Indoor experiments have shown that avian predators generalise more broadly when exposed to a more phenotypically heterogeneous assemblage of prey, rejecting a more visually diverse mimicry ring [17]. Whether similar predator reactions can explain the maintenance of several sympatric mimicry rings and the phenotypic diversity found between species sharing each of those warning signals is yet to be uncovered.

Here we study how the complexity of the prey community and phenotypic similarity between colour patterns affect the rate of predatory attack on profitable (as Batesian mimics) and unprofitable prey (as Müllerian mimics) joining several sympatric mimicry rings. To explore this question, we use a variety of so-called “tiger patterns” made of orange, black and sometimes yellow patches used by a large number of aposematic butterflies of the Neotropics, notably defended species in the Ithomiine and Heliconiine (Nymphalidae), day-flying tiger moths (Arctiidae), and Batesian mimics in the whites (Pieridae) and fritillaries (Nymphalinae). Tiger patterns are naturally structured into distinct co-existing mimetic patterns, forming separate mimicry rings involving distinct species (and multiple morphs of polymorphic species such as *Heliconius numata* [18]). Nevertheless they constitute a family of patterns which have radiated within clades and which bear some level of phenotypic continuity, making them a good model to study generalisation by predators. The survival benefit related to phenotypic similarity among tiger patterns has already been evaluated in natural populations. Using artificial butterflies displaying (1) two local mimetic forms and (2) rare natural intermediate patterns, Arias et al. [19] found that intermediate morphs were more heavily attacked, and that attack rates on intermediate colour patterns were reduced by (1) the resemblance to a local form, and (2) the level of similarity of the two local forms. These results suggest that generalisation promotes protection of non-identical but similar Müllerian

mimics. However, natural predators may be exposed to more than two distinct warning signals in natural populations and generalisation is also important to understand Batesian mimicry. Yet, the low attack rates in experiments using artificial prey placed in the wild limit the possibility to investigate predator behaviour facing a larger range of visual and chemical variation (ranging from 2.3% to 12.72% on studies using artificial prey in tropical communities [19–23]).

Although using artificial prey in natural populations allows directly estimating selection exerted by natural communities of predators such as different bird species, tests with humans can cover a larger and more detailed range of visual variation associated with differences in prey protection. Despite difference in brain structure [24,25], primates and birds share several cognitive skills [26–28]. Using humans as surrogate predators has proven useful in the study of generalisation of visual cues [29,30] even though birds have a larger sensitivity spectrum and a higher colour discrimination than humans [31,32]. Experiments with humans have been used to investigate whether colour patterns cryptic at a distance can involve signalling at closer range (*i.e.* distance dependent dual function) [33], to study the evolution of non-conspicuous traits signalling unprofitability [34], of transparency in conspicuously coloured and unpalatable butterflies [35], and of slow movement behaviours in protected prey [36]. Humans produced similar reactions to natural predators of butterflies. For example, both non-tropical [37] and wild tropical avian predators [22], as well as humans [38] considered aggregation of conspicuous prey as an unprofitability signal. Moreover, under the same experimental design, blue tits [39] and humans [30] showed similar abilities to distinguish profitable from unprofitable prey, focusing more on salient colour cues than on pattern or shape information. Colour pattern has also been shown to be one of the salient cues used by tropical predators such as jacamars to differentiate palatable from unpalatable prey [40,41]. All these studies show that human generalisation resembles tropical and non-tropical avian predator behaviour sufficiently to allow using human predators to investigate specific questions otherwise difficult to address in other experimental conditions.

To investigate the generalisation capacities of vertebrate predators in different contexts of prey community composition, we used a computer game where human predators had to sample flying profitable and unprofitable butterflies displaying a variety of wing patterns. Our results highlight interesting differences in predator generalisation in response to the warning signal distribution of profitable and unprofitable prey.

Materials and methods

Butterfly images

We used a computer game (see below) where human predators had to sample flying butterflies displaying a variety of wing patterns. The wing patterns were built using individual butterfly photographs from our specimen databases collected from a butterfly fauna in Northern Peru. In those communities, tiger-patterned butterflies compose up to 7 distinct warning signals categories, or mimicry rings, although complexity of communities varies among localities. In the computer game, we used two levels of community complexity. First (1) we used a complex prey community including five natural mimetic phenotypes displayed by cohorts of species in natural tiger-patterned communities, and five intermediate phenotypes rarely found in nature, and used in the field experiment by Arias *et al.* [19] (Figure 1a). In total the complex community had 10 possible distinct phenotypes. (2) Second, we used a subset of four phenotypes to form a simple prey community, used in the field experiment by Chouteau *et al* [18]. Because the simple community was composed of the “mimetic” and non-intermediate phenotypes used in the complex community, the simple community has fewer morphs which are also more distinct in morphometric space [19,42]. In nature, phenotypic diversity such as that found in natural populations of *Heliconius numata* and their *Melinaea* co-mimics seems closer to the simple than to the complex community, as intermediate forms are rare [18,43]. These butterflies were photographed under standard light conditions and their photos were directly used in the game.

Computer game

The computer game *Hungry birds v2* was developed from a previous version designed for evolution outreach (*Hungry birds v1* was displayed on the *Heliconius* stand of the Royal Society Exhibition 2014 in London and is available from http://heliconius.org/evolving_butterflies/). Both computer game versions were developed by FoAM Kernow. Players were asked to catch moving butterflies by touching them on the screen, simulating hungry predators from a tropical forest. In each trial, two morphs were randomly assigned as unprofitable, and players had to discover which they were by playing the game. When a unprofitable morph was touched by a player, a warning message was displayed on the screen stating ‘Ugh! That butterfly tasted disgusting’. Players were then prevented from catching any more butterflies for the next 1.3 seconds as a penalty. At the

screen top, players could see their constantly decreasing life bar that lasted 13.2 seconds if players ate no butterfly. The life bar was increased by 1.3 seconds after catching a profitable butterfly (benefit), and decreased by 1.8 seconds after touching a unprofitable butterfly (cost), so that players needed to learn and avoid unprofitable prey and to focus their attacks on profitable prey in order to stay alive for longer. These time parameters were optimised for human playing on the *Hungry birds v1* before the exhibition. To mimic natural conditions, a maximum of five butterflies appeared simultaneously in the screen, limiting direct comparison between morphs. Player's motivation stemmed from preventing the life bar from getting too low (mimicking hunger level) and getting a high score (based on the time each player stayed alive in the game). Morphs had varying resemblance, allowing us to estimate how players generalized across morphs while learning and then playing.

Volunteer players

In June 2015 and March 2017, we invited the visitors of the Evolution Gallery (Grande Galerie de l'Evolution) at the National Museum of Natural History in Paris (France), to play the game. *Hungry Birds v2* was loaded on a Raspberry Pi and accessed by a tablet through Wi-Fi. We invited people of all ages and we tried to sample both sexes evenly. First, we informed players that their game results were going to be part of an academic research study, and made sure they provide an informed verbal consent to participate. We then gave them a short explanation of the rules of the game. Players were invited to play two or more times, taking the first time as a familiarization experience. Only players' age (recorded by class: younger than 10, 10 to 15, 16 to 35, 36 to 50 and older than 50) and number of trials played were recorded to correct for potential bias. We followed the recommendations from General Data Protection Regulation (GDPR) for data obtained in the EU, by only collecting volunteer data needed for the study (player's age, gender and game scores) (1- Relevance criterion), and by informing volunteers of the use of their results (2- Transparency criterion). Only the trial where the player scored highest, usually the second one, was included in the analyses.

Estimation of phenotypic distances and rates of attack

Müllerian and Batesian mimicry are promoted by the advantage gained from sharing a common warning signal. However, this advantage depends on the level of resemblance between co-mimics. Therefore, we estimated phenotypic similarities between all morph pairs

by computing Euclidian distance between the ten morphs on the first 15 components of the binary PCA. In the game, the two unprofitable morphs were randomly chosen among available morphs for each trail (four in the simple community, ten in the complex community), so resemblance between colour patterns of the two unprofitable prey differed among trials. This allowed us to test if profitable and unprofitable butterflies benefit from greater protection when they display more similar colour patterns to those exhibited by protected butterflies. We thus computed the phenotypic distance 1) between the two unprofitable morphs in the trial, and 2) between each profitable butterfly attacked and the most similar unprofitable morph. The most similar morph was identified based on the phenotypic distance computed from binary PCA as described hereafter.

Phenotypic distances among morphs were computed using the Colour Pattern Modelling (CPM) method described in Le Poul *et al.* [42] and implemented in Matlab [44]. In CPM, pictures of the butterfly wings used in the game were aligned (using rotation, translation and rescaling) to a colour pattern model built recursively, minimizing colour pattern differences between each real wing and the model wing. After alignment, the position of each pixel of the wing image was considered homologous among all individuals. Phenotypic variations were then described by Principal Component Analysis (PCA, as shown on Figure 1b), using binary values for presence/absence of each of the four colour classes (black, orange, yellow, white) as values for each pixel of the wing image (referred to as binary PCA hereafter).

Player variables (ID number associated with the single best trial included for each player, player age and trial score measured as trial duration) and trial variables (ID of the two unprofitable morphs, total number and ID of butterflies consumed, as well as order of sampled butterflies) were recorded. Trials with less than 4 or 10 butterflies sampled, for the simple and complex community game respectively, were discarded, in order to analyse only trials where players are likely to have encountered most of the community diversity.

Statistical analyses

Comparing unprofitable attack rate in differently complex prey communities. To explore whether players learnt to distinguish and avoided unprofitable morphs differently according to community diversity level, we compared expected vs. observed attack rate per morph. Our null hypothesis is that protected morphs will be more attacked in the simple than in the complex community, only because players had 0.5 chance to find an unprofitable morph in the simple community, while this chance was 0.2 in the complex community. To calculate the

expected attack rate under the null hypothesis, we assumed that players had no information about the profitability of each morph, and all morphs had equal chance to be attacked. Therefore, we divided the overall number of attacks per game by 4 in the simple community and by 10 in the complex one, and then we calculated the expected attack rate per morph. Then, we subtracted the observed attack rate to this expected attack rate. We then fitted a linear mixed model (LMM), using the deviation from expected attack rates at random as response variable. We used morph profitability, community type, player age, morph ID and score as explanatory variables, and game ID as random effect.

Generalisation behaviour. To explore differences in profitable morph attack proportion, we fitted independent generalized linear mixed models (GLMMs), one for each community type, considering the proportion of attack on each profitable morph on each game (attacks on the profitable morph M divided by attacks on the closest unprofitable morph, as in Arias *et al* 2016) as the response variable. We included phenotypic distance to its closest unprofitable morph, distance between toxic morphs, whether it shared colours (either an orange/black or an orange/black/yellow combination) with none, one or both toxic morphs of the game, morph ID and players age and score as explanatory variables. We log-transformed the proportion of attacks to fit the Normal distribution of the response variable and we included Game ID as a random factor. Morph ID was included to test for differences in attack between morphs, and whether differences were related to phenotypic distance. Therefore, we built a morph contrast matrix according to the average phenotypic distance between the morph and the entire community, with the first morphs having a high general resemblance to the entire community, and the last being more different.

Mimicry between unprofitable morphs. We also explored whether phenotypic proximity enhanced protection (decreased attack rate) on unprofitable morphs. For each locality type, we fitted a GLMM including attack rate (number of attacks on a toxic morph divided by total number of attacks in the trial) as response variable and phenotypic distance between toxic morphs, whether unprofitable morphs shared colours, morph ID and player age and score as explanatory variables.

Players' behaviour. General player behaviour was studied by including player characteristics (age and score) on each of the models above described. We found similar behaviours among players that scored higher. To further explore the best players behaviour, we fitted the same

GLMMs described above, to the 5%, 10% and 20% of players with the highest scores. Additionally, we explored whether players show a learning behaviour similar to the one reported by experiments on avian predators, where unprofitable prey are sampled at the beginning of the trial (while predators are acquiring knowledge about the prey community) and scarcely or not at all afterwards. To explore this, we checked how many players attacked more unprofitable prey during the first half of the trial. All statistics were computed using R [45].

Results

Unprofitable prey are more readily avoided in simple communities

Unprofitable prey were avoided in both communities ($t = 24.237$, $p < 0.001$). However, in the simple community, attack rates on unprofitable prey showed a greater deviation from random expectation than in the complex community (Figure 2, $t = 6.442$, $p < 0.001$, Table S1). This suggests that players were more successful at avoiding the two unprofitable morphs in the simple than in the complex community.

Profitable morphs were protected by resemblance to unprofitable morphs in complex communities

In the complex community, profitable morphs that looked more similar to an unprofitable morph suffered fewer attacks by players ($t = 3.07$, $p < 0.001$, Table S2). However, sharing colours with unprofitable morphs was not sufficient to reduce attack rates ($t = -0.44$, $p = 0.66$, Table S3). By contrast, in the simple community, morphs that resembled an unprofitable morph were not protected by generalisation ($t = -0.27$, $p = 0.79$, Table S3).

Do unprofitable morphs benefit from resembling each other?

Phenotypic distance between unprofitable morphs had an effect on the attack rate suffered by unprofitable morphs in both communities. As expected when generalisation behaviour is involved, the two unprofitable morphs benefited from increased mutual resemblance, and this was the case in the complex community ($t = 2.83$, $p = 0.005$, Table S6). By contrast, phenotypically distant unprofitable morphs were less attacked in the simple community ($t = -2.04$, $p = 0.04$, Table S7), consistent with a specialized identification of each of the four morphs by players when facing the simple community. This identification could thus be facilitated by unprofitable morphs that were more phenotypically different. Certain specific

morphs were attacked by players at higher rates than others (Tables S1 and S6). These differences are likely related to the number of games where those morphs were randomly selected as unprofitable (Figure S1). Trends reported were similar when analysing only the players with the best performances (Tables S8 and S9).

Predator behaviour

Players that achieved higher scores avoided more unprofitable morphs in both community types (simple $t = -11.9$, $p < 0.001$; complex $t = -9.23$, $p < 0.001$, Figure 2, Tables S4 & S5). However, when studying players' learning behaviour, we noticed that just 20 out of 449 players attacked more unprofitable butterflies on the first than on the second half of the experimental trial, in contrast to avian predators that learn prey unprofitability during the first sampling events and then avoid them. Player age had no effect on their performance on the experiment (Tables S1-S9).

Discussion

Generalisation behaviour observed in humans

Here we used a videogame to investigate the generalisation behaviour of predators toward warning signals naturally displayed by mimetic butterflies in tropical forests. Players, especially those with the highest scores in the game, managed to recognize and avoid wing colour patterns associated with a cost, in a similar way to birds learning to avoid a warning signal associated with a repulsive taste [9,46]. This learnt aversion towards unprofitable forms was higher in the simple communities (composed of four distinct morphs), where players were able to discriminate specifically the two unprofitable morphs from the two profitable morphs. Our results may be expected if humans facing a less diverse prey community identify warning signals more easily, as seen in birds [17]. However, the simple community also lacks the butterflies with intermediate phenotypes included in the complex community. Therefore, by definition, morphs in the single community were on average more distinct from their nearest neighbour in phenotypic space than in the complex community, which may contribute to making identification easier. Indeed, when playing the complex community version, players were faced with a large diversity of more similar patterns and the interplay of higher diversity and higher resemblance could hamper or slow down predators' discrimination learning. Predator confusion while foraging on communities composed of multiple warning

signals may therefore trigger players (receivers) to generalise more widely, as has been suggested for complex communities of velvet ants [47], benefiting Batesian “imperfect” mimics that resembled protected prey. Finally, the generalisation behaviour shown by players could also be influenced by the availability of alternative prey: if profitable prey are rarer, as in the simple community, the gain in identifying profitable prey that look like unprofitable ones is higher. By contrast, when profitable alternative prey are more frequent, as the 80% of prey composing the complex community, ignoring certain profitable prey generates lower opportunity costs, lowering the incentive in discriminating prey resembling unprofitable models. Models investigating condition-dependent predator behaviour show that imperfect mimicry (i.e. wide generalisation) can be favoured when alternative profitable prey are abundant [48]. However, the frequency at which each morph is presented is higher in the simple community, increasing players’ familiarity with each morph. Therefore, the simple community gives players more opportunity to learn the value of each morph (i.e. whether each morph is palatable or not). Therefore, although predators have more pressure to learn to identify unpalatable morphs at lower abundances of alternative prey, they also have better knowledge per prey type, and both processes can lead to a better discrimination in the simple community. In our study, and as is probably the case in some natural communities, we cannot disentangle the effects of diversity of colour pattern in the community from abundance of palatable prey. However, generalisation seems stronger in complex than in simple communities, although explaining the mechanism behind this goes beyond our study, and will hopefully be the aim of future investigations.

The generalisation behaviour detected in humans is consistent with evidence from field experiments on the same colour patterns, showing that avian predators tend to avoid butterflies looking similar to the locally defended morphs [19]. Similar studies using strikingly different prey phenotypes shown to humans as surrogate predators [29,30], and avian predators [49,50], report colour sharing as the salient signal used by observers to generalise among morphs or discriminate profitable from unprofitable prey. Our contrasting results suggest that overall similarity rather than just colour sharing might be at play when generalising and discriminating in complex communities of resembling prey. In natural populations of jacamars, body shape and, to a lower extent, flight behaviour and colour pattern, were all used to discriminate palatable and unpalatable butterflies [41]. This suggests that signal salience of colour is context dependent and that diverse visual cues can be involved in discrimination and generalisation.

Smaller phenotypic distances between unprofitable prey enhanced morph protection in the complex community. This follows the Müllerian mimicry expectations, as the similarity among protected prey favours generalisation of warning signal and thus, protection of all prey sharing it [6,51]. Generalisation also enhanced survival of imperfect Batesian mimics in the complex community in our videogame. By contrast, when facing a lower diversity of unprofitable forms, players recognised each form independently, without looking for common elements among them, suggesting that resemblance was not conferring additional advantages to either profitable or unprofitable mimics. Whether predators would react similarly in a simple community where morphs resemble each other and that offers more alternative prey, remains an open question.

Humans as a relevant proxy for investigating predation behaviours

Here we found relevant similarities in the generalisation of humans as compared to the output of natural communities of predators, despite differences in their visual systems and decision-making processes. Although players that scored highest indeed avoided more unprofitable morphs, attacks on protected morphs were not concentrated at the beginning of the trial as has been reported for avian predators exposed to unpalatable prey for the first time [39,52–54]. Probably, the cost of feeding on a protected morph in the game, was similar to eating slightly unprofitable prey by a bird, and related to predator behaviour that may continue to attack some defended prey because they can tolerate a certain toxin burden [55]. The relatively limited cost linked to eating unpalatable prey, in comparison to the benefit associated with profitable morphs is probably shaping the learning behaviour of players in the game, and could be investigated in the future by changing these penalties in the game.

Conclusions

Our videogame played by humans reproduced natural predator generalisation behaviours when responding to colour pattern variations similar to those naturally found in Neotropical butterfly communities. Prey appearance was generalised more in complex community, perhaps facilitating the evolution of imperfect Batesian mimicry in those communities. Moreover, Müllerian mimicry was also found to be more beneficial in complex communities, perhaps revealing certain community conditions that can promote its evolution.

Generalisation differences found in our study are likely to reflect generalisation carried on by actual predators facing complex prey communities in nature. Our study opens questions regarding the precise effect of colour pattern diversity and abundance of palatable prey in the increased generalisation in complex communities. Our results therefore shed new light on the potential role of communities as ecological filters of mimicry evolution and of mimetic resemblance.

Acknowledgements

The authors would like to thank the sponsors of our Royal Society Summer Science Exhibit in 2014 that made the original development of this game possible. We also thank David Griffiths from FoAM Kernow for designing and developing the Hungry birds' game. We also thank Fabienne Noe-Stosic for her help in setting up the experiment at the Grande Galerie de l'Evolution of the National Museum of Natural History. We also thank Juan Ulloa, Diego Llusia, Jaqui Ortega and Florence Prunier who helped recruiting volunteers to play. We also thank Maria Moiron for her advice on statistical analysis. We also thank Martin Stevens, Hannah Rowland, Thomas Lenormand, Marc Théry and two anonymous reviewers for useful comments on previous versions of this manuscript. This work was funded by MA's PhD grant provided by the Labex BcDIV (LabEx ANR-10-LABX-0003-BCDiv) and by ANR grant DOMEVOL to VL (ANR-13-JSV7-0003-01) and Emergence Program of Paris city council to VL.

References

1. Poulton EB. 1890 The colours of animals: their meaning and use: especially considered in the case of insects: with chromolithographic frontispiece and sixty-six figures in text. K. Paul, Trench, Trübner & Company.
2. Alatalo RV, Mappes J. 1996 Tracking the evolution of warning signals. *Nature* **382**, 708–710. (doi:10.1038/382708a0)
3. Gittleman JL, Harvey PH. 1980 Why are distasteful prey not cryptic? *Nature* **286**, 149–150. (doi:10.1038/286149a0)
4. Lindstrom L, Alatalo RV, Mappes J, Riipi M, Vertainen L. 1999 Can aposematic signals evolve by gradual change? *Nature* **397**, 249–251. (doi:10.1038/16692)
5. Sillén-Tullberg B. 1985 Higher survival of an aposematic than of a cryptic form of a distasteful bug. *Oecologia* **67**, 411–415.

- 403 6. Müller F. 1878 Über die vorteile der mimicry bei schmetterlingen. Zoologischer Anzeiger **1**, 54–
404 55.
- 405 7. Lindström L, Alatalo RV, Lyytinen A, Mappes J. 2001 Strong antiapostatic selection against novel
406 rare aposematic prey. Proceedings of the National Academy of Sciences of the United States of
407 America **98**, 9181–9184. (doi:10.1073/pnas.161071598)
- 408 8. Mallet J, Gilbert LE. 1995 Why are there so many mimicry rings? Correlations between habitat,
409 behaviour and mimicry in *Heliconius* butterflies. Biological Journal of the Linnean Society **55**,
410 159–180.
- 411 9. Rowland HM, Ihalainen E, Lindstrom L, Mappes J, Speed MP. 2007 Co-mimics have a mutualistic
412 relationship despite unequal defences. Nature **448**, 64–67. (doi:10.1038/nature05899)
- 413 10. Ojala K, Lindström L, Mappes J. 2007 Life-history constraints and warning signal expression in an
414 arctiid moth. Functional Ecology **21**, 1162–1167. (doi:10.2307/20142759)
- 415 11. Rojas B, Endler JohnA. 2013 Sexual dimorphism and intra-populational colour pattern variation in
416 the aposematic frog *Dendrobates tinctorius*. Evol Ecol **27**, 739–753. (doi:10.1007/s10682-013-
417 9640-4)
- 418 12. Sherratt TN. 2002 The evolution of imperfect mimicry. Behavioral Ecology **13**, 821–826.
419 (doi:10.1093/beheco/13.6.821)
- 420 13. Ruxton GD, Franks DW, Balogh ACV, Leimar O. 2008 Evolutionary implications of the form of
421 predator generalization for aposematic signals and mimicry in prey. Evolution **62**, 2913–2921.
422 (doi:10.1111/j.1558-5646.2008.00485.x)
- 423 14. Duncan C, Sheppard P. 1965 Sensory discrimination and its role in the evolution of Batesian
424 mimicry. Behaviour **24**, 269–282.
- 425 15. Rowe C, Lindström L, Lyytinen A. 2004 The importance of pattern similarity between Müllerian
426 mimics in predator avoidance learning. Proceedings of the Royal Society of London. Series B:
427 Biological Sciences **271**, 407–413.
- 428 16. Penney HD, Hassall C, Skevington JH, Abbott KR, Sherratt TN. 2012 A comparative analysis of the
429 evolution of imperfect mimicry. Nature **483**, 461–464.
- 430 17. Ihalainen E, Rowland HM, Speed MP, Ruxton GD, Mappes J. 2012 Prey community structure
431 affects how predators select for Mullerian mimicry. Proceedings of the Royal Society B-Biological
432 Sciences **279**, 2099–2105. (doi:10.1098/rspb.2011.2360)
- 433 18. Chouteau M, Arias M, Joron M. 2016 Warning signals are under positive frequency-dependent
434 selection in nature. Proceedings of the National Academy of Sciences **113**, 2164–2169.
- 435 19. Arias M, le Poul Y, Chouteau M, Boisseau R, Rosser N, Théry M, Llaurens V. 2016 Crossing fitness
436 valleys: empirical estimation of a fitness landscape associated with polymorphic mimicry. p.
437 20160391. The Royal Society.
- 438 20. Chouteau M, Angers B. 2011 The role of predators in maintaining the geographic organization of
439 aposematic signals. American Naturalist **178**, 810–817. (doi:10.1086/662667)

- 440 21. Noonan BP, Comeault AA. 2009 The role of predator selection on polymorphic aposematic
441 poison frogs. *Biology Letters* **5**, 51–54. (doi:10.1098/rsbl.2008.0586)
- 442 22. Finkbeiner SD, Briscoe AD, Reed RD. 2012 The benefit of being a social butterfly: communal
443 roosting deters predation. *Proceedings of the Royal Society B-Biological Sciences* **279**, 2769–
444 2776. (doi:10.1098/rspb.2012.0203)
- 445 23. Merrill RM, Wallbank RW, Bull V, Salazar PC, Mallet J, Stevens M, Jiggins CD. 2012 Disruptive
446 ecological selection on a mating cue. *Proceedings of the Royal Society B-Biological Sciences* **17**,
447 17.
- 448 24. Güntürkün O. 2005 The avian ‘prefrontal cortex’ and cognition. *Current opinion in neurobiology*
449 **15**, 686–693.
- 450 25. Güntürkün O. 2012 The convergent evolution of neural substrates for cognition. *Psychological*
451 *research* **76**, 212–219.
- 452 26. Chang L, Fang Q, Zhang S, Poo M, Gong N. 2015 Mirror-induced self-directed behaviors in rhesus
453 monkeys after visual-somatosensory training. *Current Biology* **25**, 212–217.
- 454 27. Prior H, Schwarz A, Güntürkün O. 2008 Mirror-induced behavior in the magpie (*Pica pica*):
455 evidence of self-recognition. *PLoS biology* **6**, e202.
- 456 28. Bird CD, Emery NJ. 2009 Insightful problem solving and creative tool modification by captive
457 nontool-using rooks. *Proceedings of the National Academy of Sciences* **106**, 10370–10375.
- 458 29. Kikuchi DW, Dornhaus A, Gopeechund V, Sherratt TN. 2019 Signal categorization by foraging
459 animals depends on ecological diversity. *eLife* **8**, e43965.
- 460 30. Sherratt TN, Whissell E, Webster R, Kikuchi DW. 2015 Hierarchical overshadowing of stimuli and
461 its role in mimicry evolution. *Animal Behaviour* **108**, 73–79. (doi:10.1016/j.anbehav.2015.07.011)
- 462 31. Hart NS. 2001 Variations in cone photoreceptor abundance and the visual ecology of birds.
463 *Journal of comparative physiology. A, Sensory, neural, and behavioral physiology* **187**, 685–697.
- 464 32. Vorobyev M. 2003 Coloured oil droplets enhance colour discrimination. *Proceedings of the Royal*
465 *Society of London B: Biological Sciences* **270**, 1255–1261.
- 466 33. Bohlin T, Gamberale-Stille G, Merilaita S, Exnerová A, Štys P, Tullberg BS. 2012 The detectability
467 of the colour pattern in the aposematic firebug, *Pyrrhocoris apterus*: an image-based experiment
468 with human ‘predators’. *Biological Journal of the Linnean Society* **105**, 806–816.
469 (doi:10.1111/j.1095-8312.2011.01834.x)
- 470 34. Sherratt TN, Beatty CD. 2003 The evolution of warning signals as reliable indicators of prey
471 defense. *The American Naturalist* **162**, 377–389.
- 472 35. Arias M, Mappes J, Desbois C, Gordon S, McClure M, Elias M, Nokelainen O, Gomez D. 2019
473 Transparency reduces predator detection in mimetic clearwing butterflies. *Functional Ecology*
- 474 36. Sherratt TN, Rashed A, Beatty CD. 2004 The Evolution of Locomotory Behavior in Profitable and
475 Unprofitable Simulated Prey. *Oecologia* **138**, 143–150. (doi:10.2307/40005391)

- 476 37. Nokelainen O, Valkonen J, Lindstedt C, Mappes J. 2014 Changes in predator community structure
477 shifts the efficacy of two warning signals in Arctiid moths. *Journal of Animal Ecology* **83**, 598–
478 605.
- 479 38. Beatty CD, Bain RS, Sherratt TN. 2005 The evolution of aggregation in profitable and unprofitable
480 prey. *Animal Behaviour* **70**, 199–208.
- 481 39. Kazemi B, Gamberale-Stille G, Tullberg BS, Leimar O. 2014 Stimulus salience as an explanation for
482 imperfect mimicry. *Current Biology* **24**, 965–969.
- 483 40. Chai P. 1988 Wing coloration of free-flying Neotropical butterflies as a signal learned by a
484 specialized avian predator. *Biotropica* , 20–30.
- 485 41. Chai P. 1996 Butterfly visual characteristics and ontogeny of responses to butterflies by a
486 specialized tropical bird. *Biological Journal of the Linnean Society* **59**, 37–67.
- 487 42. Le Poul Y, Whibley A, Chouteau M, Prunier F, Llaurens V, Joron M. 2014 Evolution of dominance
488 mechanisms at a butterfly mimicry supergene. *Nat Commun* **5**. (doi:10.1038/ncomms6644)
- 489 43. Joron M, Wynne I, Lamas G, Mallet J. 1999 Variable selection and the coexistence of multiple
490 mimetic forms of the butterfly *Heliconius numata*. *Evolutionary Ecology* **13**, 721–754.
491 (doi:10.1023/a:1010875213123)
- 492 44. MATLAB. 2012 The MathWorks, Inc., Natick, Massachusetts, United States.
- 493 45. R Foundation for Statistical Computing RC. 2014 R: A language and environment for statistical
494 computing. Vienna, Austria.
- 495 46. Pinheiro CEG. 2003 Does Mullerian mimicry work in nature? Experiments with butterflies and
496 birds (Tyrannidae). *Biotropica* **35**, 356–364. (doi:10.1111/j.1744-7429.2003.tb00589.x)
- 497 47. Wilson JS, Jahner JP, Williams KA, Forister ML. 2013 Ecological and evolutionary processes drive
498 the origin and maintenance of imperfect mimicry. *PloS one* **8**, e61610.
- 499 48. Sherratt TN. 2003 State-Dependent Risk-Taking by Predators in Systems with Defended Prey.
500 *Oikos* **103**, 93–100.
- 501 49. Aronsson M, Gamberale-Stille G. 2012 Evidence of signaling benefits to contrasting internal color
502 boundaries in warning coloration. *Behavioral Ecology* (doi:10.1093/beheco/ars170)
- 503 50. Dell’Aglio DD, Stevens M, Jiggins CD. 2016 Avoidance of an aposematically coloured butterfly by
504 wild birds in a tropical forest. *Ecological entomology* **41**, 627–632.
- 505 51. Rowland HM, Hoogesteger T, Ruxton GD, Speed MP, Mappes J. 2010 A tale of 2 signals: signal
506 mimicry between aposematic species enhances predator avoidance learning. *Behavioral Ecology*
507 (doi:10.1093/beheco/arq071)
- 508 52. Ihalainen E, Lindström L, Mappes J. 2007 Investigating Müllerian mimicry: predator learning and
509 variation in prey defences. *Journal of evolutionary biology* **20**, 780–791.
- 510 53. Skelhorn J, Halpin CG, Rowe C. 2016 Learning about aposematic prey. *Behavioral Ecology* **27**,
511 955–964.

- 512 54. Chouteau M, Dezeure J, Sherratt TN, Llaurens V, Joron M. 2019 Similar predator aversion for
513 natural prey with diverse toxicity levels. *Animal Behaviour* **153**, 49–59.
- 514 55. Skelhorn J, Rowe C. 2007 Predators' toxin burdens influence their strategic decisions to eat toxic
515 prey. *Current Biology* **17**, 1479–1483.

516

517

518

519

520

521

522

523

524

525

526

527

528

529

530

531

532

533

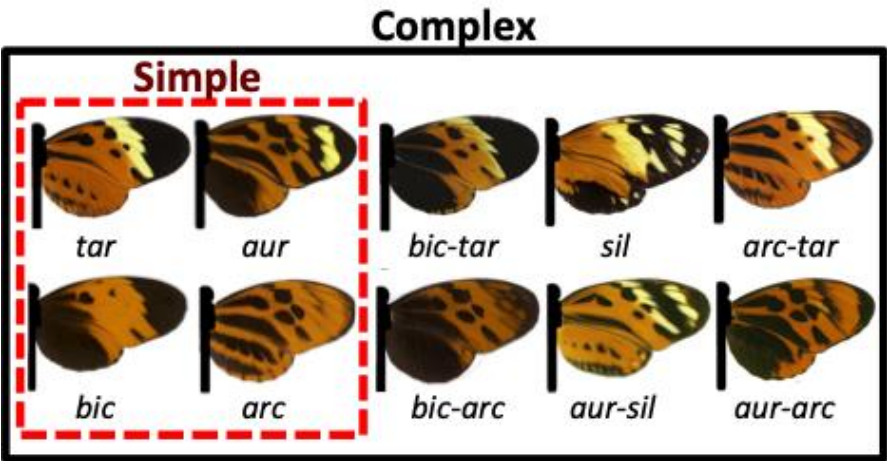
534

535

536

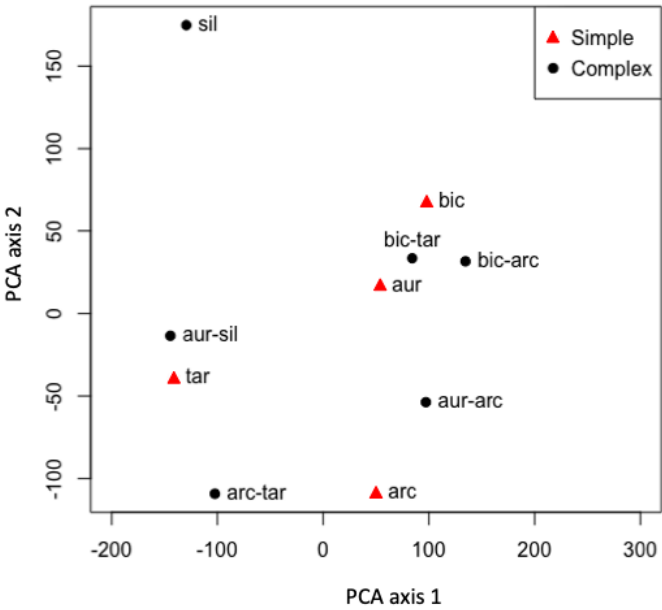
537

538



539

a.



540

b.

541

542

543

544

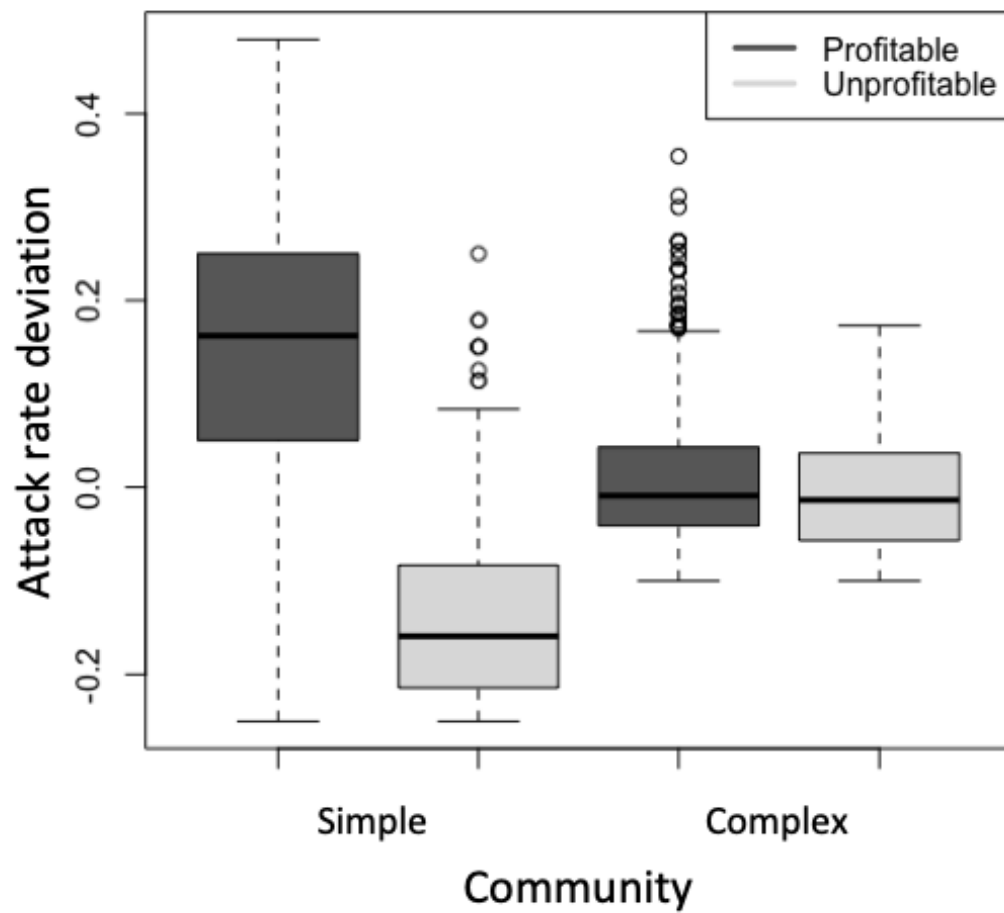
545

546

547

548

Figure 1. a. *Heliconius numata* morphs displayed on the simple (red/dashed) and complex (red/dashed and black/solid) and b. their phenotypic distances (red triangles for morphs used on the simple community and red triangles and black dots for morphs on the complex community). Notice that the complex community covers a larger morphospace and includes morphs that are very similar and also distant to others (as the morph *sil*), resulting in a higher diversity (with 10 instead of 4 morphs) that bears and overall higher variance in phenotypic distance.



549

550 Figure 2. Deviation of observed vs expected attack rate per morph per community according to their
 551 protection level (profitable in dark grey and unprofitable in light grey).

552