



**HAL**  
open science

## Organic Nanoparticles as Anticancer and Theranostic Devices

V. Terrasson, M. Roy, F. Correard, M A Esteve, D. Braguer, M. Gingras

► **To cite this version:**

V. Terrasson, M. Roy, F. Correard, M A Esteve, D. Braguer, et al.. Organic Nanoparticles as Anticancer and Theranostic Devices. RCOM8, 2014, Marseille, France. hal-02913344

**HAL Id: hal-02913344**

**<https://hal.science/hal-02913344v1>**

Submitted on 8 Aug 2020

**HAL** is a multi-disciplinary open access archive for the deposit and dissemination of scientific research documents, whether they are published or not. The documents may come from teaching and research institutions in France or abroad, or from public or private research centers.

L'archive ouverte pluridisciplinaire **HAL**, est destinée au dépôt et à la diffusion de documents scientifiques de niveau recherche, publiés ou non, émanant des établissements d'enseignement et de recherche français ou étrangers, des laboratoires publics ou privés.

V. Terrasson,<sup>a</sup> M. Roy,<sup>a</sup> F. Correard,<sup>b,c</sup> M.A. Esteve,<sup>b,c</sup> D. Braguer<sup>b,c</sup> and M. Gingras<sup>a\*</sup>

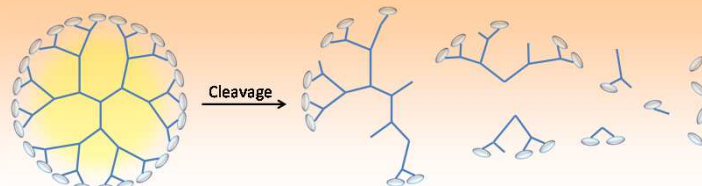
<sup>a</sup> Aix-Marseille Université, CNRS, CiNaM UMR 7325, 163 avenue de Luminy, 13288 Marseille cedex 9, France

<sup>b</sup> Aix-Marseille Université, INSERM, GRO2 UMR 911, 13385 Marseille cedex 5, France

<sup>c</sup> APHM, Hôpital Timone, 13385 Marseille, France

## Objectives :

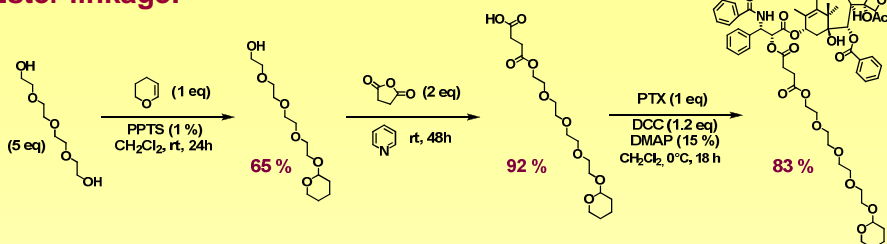
- Application of dendrimers<sup>1,2</sup> in drug delivery and nanomedicine
- Development of dendritic nanocarriers to overcome the drugs' drawbacks (low solubility in water of paclitaxel)
- Dendrimers engineered to disassemble into non toxic small molecules easily eliminated from the body



Degradable anticancer device

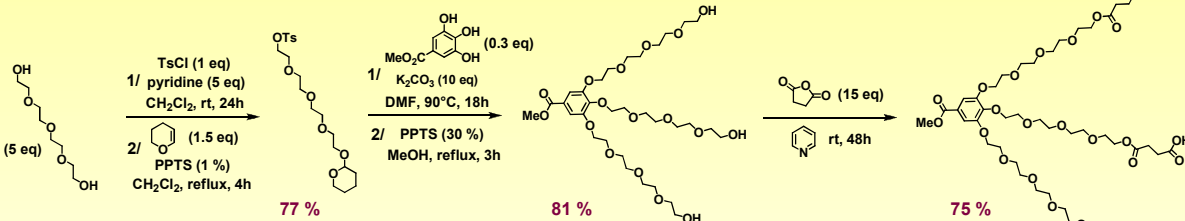
## Synthesis of Dendrimers

### Ester linkage:



Desymmetrization of PEG chain

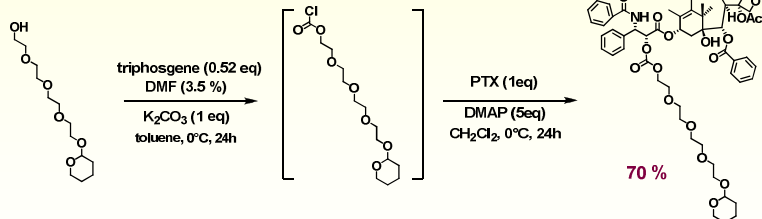
A three-branched dendron with a gallic acid core (non toxic) was synthesized



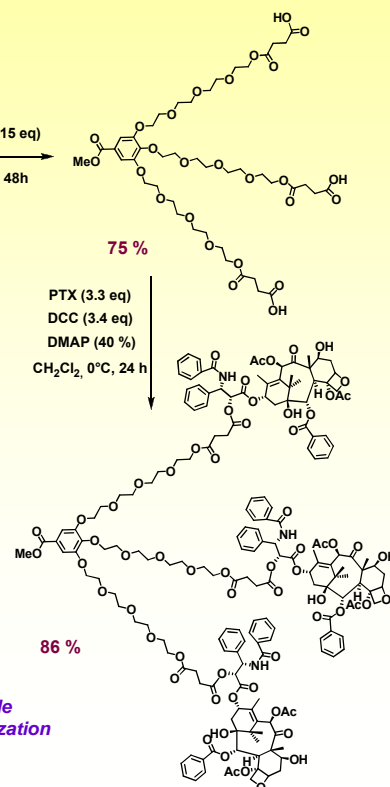
### Monofunctionalization

- Branches of dendrimers are composed of:
- PEG chain (to increase hydrosolubility),
  - linker biologically cleavable (ester, carbonate...),
  - paclitaxel (one of the most efficient anticancer drug).

### Carbonate linkage:

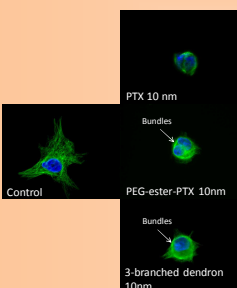


A carbonate linker can be used: comparison of the kinetics for the drug release in the biological medium



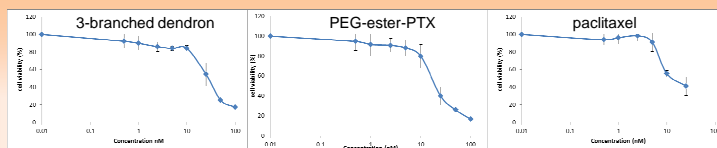
Multiple functionalization

## Biological Evaluation



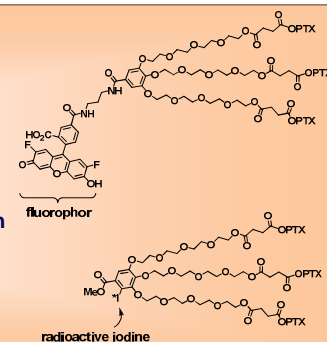
Without treatment: cells display individual microtubules (green).

With PTX or dendrimer-PTX: unattached and round cell phenotype.



Dendrimer-PTX complexes are cytotoxic on several cancer cell lines and display paclitaxel effect with prolonged drug delivery (slow drug release by ester cleavage).

Ongoing syntheses of dendron linked to a fluorophor (for *in cellulo* imaging) or bearing a radioactive iodine (for *in vivo* imaging)



<sup>1</sup> M. Gingras, *Designing Dendrimers* (P. Ceroni, S. Campagna, F. Puntoriero; Eds), John Wiley & Sons, chapter 13 *Degradable dendrimers*, 403-463 (2012)

<sup>2</sup> M. Gingras and M. Roy, *Dendrimer-based Drug Delivery Systems: from Theory to Practice* (Y. Cheng; Edr), John Wiley & Sons, chapter 7 *Degradable dendrimers for Drug Delivery*, 239-303 (2012)