



**HAL**  
open science

## Mild Deprotection of Dithioacetals by $\text{TMSCl}/\text{NaI}$ Association in $\text{CH}_3\text{CN}$

Yunxin Yao, Guangkuan Zhao, Abdallah Hamzé, Mouad Alami, Olivier Provot

► **To cite this version:**

Yunxin Yao, Guangkuan Zhao, Abdallah Hamzé, Mouad Alami, Olivier Provot. Mild Deprotection of Dithioacetals by  $\text{TMSCl}/\text{NaI}$  Association in  $\text{CH}_3\text{CN}$ . *European Journal of Organic Chemistry*, In press, 10.1002/ejoc.202000979 . hal-02910296

**HAL Id: hal-02910296**

**<https://hal.science/hal-02910296>**

Submitted on 1 Aug 2020

**HAL** is a multi-disciplinary open access archive for the deposit and dissemination of scientific research documents, whether they are published or not. The documents may come from teaching and research institutions in France or abroad, or from public or private research centers.


L'archive ouverte pluridisciplinaire **HAL**, est destinée au dépôt et à la diffusion de documents scientifiques de niveau recherche, publiés ou non, émanant des établissements d'enseignement et de recherche français ou étrangers, des laboratoires publics ou privés.

# Mild Deprotection of Dithioacetals by TMSCl/NaI Association in CH<sub>3</sub>CN

Yunxin Yao,<sup>a</sup> Guangkuan Zhao,<sup>a</sup> Abdallah Hamze,<sup>a</sup> Mouad Alami,<sup>a</sup> and Olivier Provot<sup>a,\*</sup>

<sup>a</sup> Université Paris-Saclay, CNRS, BioCIS, 92290, Châtenay-Malabry, France. Phone: +33 (0)146835847. Email: olivier.provot@universite-paris-saclay.fr

Received:

 Supporting information for this article is available on the WWW under <http://dx.doi.org/10.1002/adsc.201#####>. ((Please delete if not appropriate))

**Abstract.** A mild process using a combination of TMSCl and NaI in acetonitrile is used to regenerate carbonyl compounds from a variety of dithiane and dithiolane derivatives. This easy to handle and inexpensive protocol is also efficient to deprotect oxygenated and mixed acetals as 1,3-dioxanes, 1,3-dioxolanes and 1,3-oxathianes quantitatively. As a possible extension of this method, it was also showed that nitrogenated-substrates as hydrazones, *N*-tosylhydrazones and ketimes reacted well

under these conditions to give the expected ketones in high yields. The methodology proposed herein is a good alternative to the existing methods since it does not use metals, oxidants, reducing agents, acidic or basic media, and keto-products were obtained in high to excellent yields.

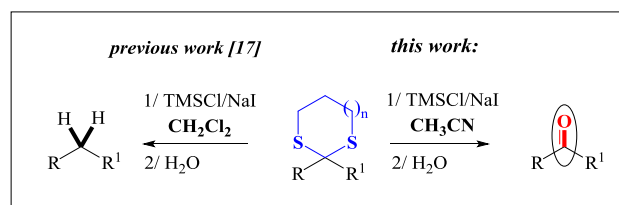
**Keywords:** dithioacetal; deprotection; trimethylsilylchloride; sodium iodide; ketone

## Introduction

Dithianes are commonly used in organic chemistry to mask the electrophilic nature of carbonyl groups<sup>[1]</sup> in elaborated molecules and serve as acyl anions in syntheses according to the Umpolung concept.<sup>[2]</sup> The main advantages of dithianes are their easy access from a carbonyl compound by using propane-1,3-dithiol and a Lewis acid and their stabilities in alkaline and acid conditions notably permitting their purification on a silica column. In counterparts to this stability, many procedures have been developed for their deprotection but generally require harsh conditions.<sup>[3]</sup> Most of the time, toxic metal salts as Hg(II),<sup>[4]</sup> Ag(I),<sup>[5]</sup> Zn(II),<sup>[6]</sup> Ga(III),<sup>[7]</sup> Cu(II),<sup>[8]</sup> Tl(V)<sup>[9]</sup> and others are used in excess in harsh conditions with some success. The use of hypervalent-iodine reagents for the removal of dithianes has also been reported as an efficient process using periodic acid,<sup>[10]</sup> diacetoxyiodobenzene,<sup>[11]</sup> *bis*(trifluoroacetoxy)iodo-benzene (BTI),<sup>[12]</sup> Dess-Martin periodinane<sup>[13]</sup> and *N*-halosuccinimides.<sup>[14]</sup> However, a large variety of the methods mentioned before require the use of toxic metals, the need of oxidizing species in large amounts sometimes accompanied with co-oxidants mainly in harsh reaction conditions. In this context, we believe that an alternative milder process is still needed using for example inexpensive and soft reagents to achieve this transformation at room temperature in the presence of various functional groups.

Recently, we reported the interesting reducing properties of the TMSCl/NaI association in CH<sub>2</sub>Cl<sub>2</sub> towards various functional groups as unsymmetrical  $\alpha$ -diketones,<sup>[15]</sup>  $\alpha$ -ketoesters,<sup>[16]</sup> and hydrazones<sup>[16]</sup> derivatives. Under similar reaction conditions, we next demonstrated that a variety of dithioacetals were cleanly desulfurized at rt<sup>[17]</sup> in CH<sub>2</sub>Cl<sub>2</sub> using this metal-free process in a Mozingo-type reaction.<sup>[18]</sup>

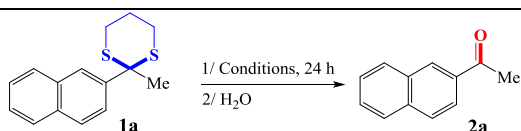
By replacing CH<sub>2</sub>Cl<sub>2</sub> by CH<sub>3</sub>CN as the reaction solvent, we surprisingly observed that dithianes derivatives were not reduced into methylene substrates but were totally and cleanly deprotected into ketones. It seemed interesting to study this method for the deprotection of thioacetals which does not use metal salts, oxidants, toxic or expensive reagents (Figure 1).



**Figure 1.** Properties of the TMSCl / NaI combination towards dithioacetals in CH<sub>2</sub>Cl<sub>2</sub> and CH<sub>3</sub>CN.

## Results and Discussion

**Table 1.** Optimization of reaction conditions<sup>a)</sup>



Entry	Conditions	Yield %
1	TMSCl/NaI (10 eq), EtOH, rt	0 <sup>b)</sup>
2	TMSCl/NaI (10 eq), TFE, rt	<10 <sup>b)</sup>
3	TMSCl/NaI (10 eq), <i>t</i> BuOH, rt	0 <sup>b)</sup>
4	TMSCl/NaI (10 eq), Et <sub>2</sub> O, rt	24 <sup>b)</sup>
5	TMSCl/NaI (10 eq), THF, rt	25 <sup>b)</sup>
6	TMSCl/NaI (10 eq), acetone, rt	17 <sup>b)</sup>
7	TMSCl/NaI (10 eq), MeCN	52
8	TMSCl (10 eq), MeCN, rt	0
9	TMSCl/NaI (10 eq), MeCN/H <sub>2</sub> O 85/15, rt	<10 <sup>b)</sup>
10	TMSCl/NaI (10 eq), wet MeCN, rt	38 <sup>b)</sup>
11	TMSCl/NaI (10 eq), NaOH <sub>aq</sub> (10 eq.) MeCN, rt	40 <sup>b)</sup>
12	TMSCl/NaI (10 eq), HCl <sub>aq</sub> (10 eq.) MeCN, rt	36 <sup>b)</sup>
13	TMSCl/NaI (15 eq), MeCN, rt	67
14	TMSCl/NaI (20 eq), MeCN, rt	71 <sup>c)</sup>
15	TMSCl/NaI (10 eq), MeCN, 60 °C	68
16	TMSCl/NaI (15 eq), MeCN, 60 °C	78
<b>17</b>	<b>TMSCl/NaI (20 eq), MeCN, 60 °C</b>	<b>92</b>
18	TMSCl/NaI (20 eq), PhCN, 60 °C	52
19	TMSCl/NaI (20 eq), MeCN/CH <sub>2</sub> Cl <sub>2</sub> (1/1), 60 °C	85
20	TMSI (10 eq), MeCN, rt	10 <sup>c)</sup>

<sup>a)</sup> All trials were achieved using 100 mg of **1a**. <sup>b)</sup> Most of **1a** remained intact. <sup>c)</sup> Reaction time: 3 h.

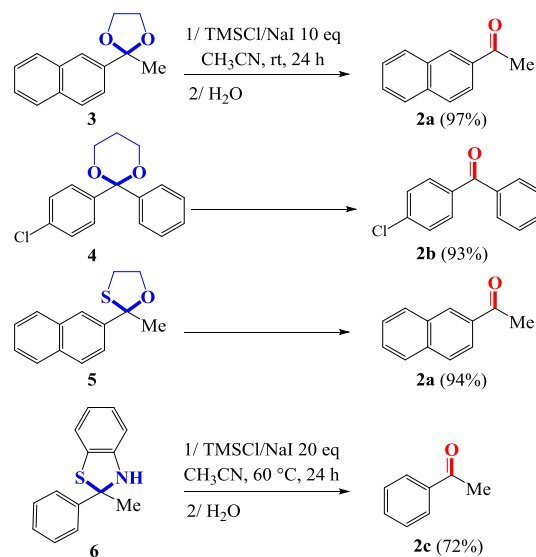
Herein, we wish to report the mild deprotection conditions of a range of dithianes, dithiolanes and oxygenated derivatives using the TMSCl/NaI association in CH<sub>3</sub>CN.

First, we have selected 2-methyl-2-(naphthalen-2-yl)-1,3-dithiane **1a** which was totally reduced into 2-ethylnaphthalene by TMSCl/NaI combination in CH<sub>2</sub>Cl<sub>2</sub><sup>[17]</sup> as our model substrate to herein examine the dithiane deprotection reaction by the same reagents under a variety of reaction conditions (Table 1). In view of using EtOH as a green solvent,<sup>[19]</sup> we firstly try to deprotect 1,3-dithiane **1a** in EtOH in the presence of 10 eq of TMSCl/NaI combination. However, EtOH and other alcohols of different nucleophilicity as trifluoroethanol (TFE) or *t*BuOH were found to be ineffective as **1a** was mainly found unchanged after 24 h of reaction at rt (entries 1-3). When the deprotection-reactions were done in Et<sub>2</sub>O, THF or acetone (entries 4-6), a better trend was noticed since **2b** was isolated in low yields accompanied by a large part of unreacted **1a**. Longer reaction times or higher temperatures will probably be needed to complete this transformation in these solvents. In CH<sub>3</sub>CN, we were pleased to isolate ketone **2a** with a promising yield of 52% (entry 7)

with no trace of the reduced 2-ethylnaphthalene obtained in CH<sub>2</sub>Cl<sub>2</sub>.<sup>[17]</sup> Under same reaction conditions but without NaI, **1a** was found unchanged showing the essential role of NaI (entry 8). Addition of water, NaOH<sub>aq</sub> or HCl<sub>aq</sub> had a deleterious effect on the reaction since a large part of **1a** was recovered after 24 h of reaction (entries 9-12). The amount of TMSCl/NaI and the temperature of the reaction were next examined (entries 13-17) and the best result was obtained by achieving the deprotection reaction at 60 °C in the presence of 20 eq of TMSCl/NaI leading to ketone **2a** in an excellent yield of 92% (entry 17). Under the same reaction conditions, the replacement of CH<sub>3</sub>CN by PhCN provided **2a** but in a low yield of 52% (entry 18). To examine the influence of solvents (deprotection vs reduction), **1a** was reacted with TMSCl/NaI in CH<sub>3</sub>CN/CH<sub>2</sub>Cl<sub>2</sub> (1/1) for 24 h at 60 °C (entry 19). In this mixture of solvents, we have isolated only ketone **2a** (85%) with no trace of the 2-ethylnaphthalene (reduced compound) showing the predominant role of CH<sub>3</sub>CN. Last, the reaction was also run in CH<sub>3</sub>CN in the presence of TMSI (10 eq) at rt (entry 20) for comparison. After only 3 h of reaction, we observed by TLC the total disappearance of **1a** but **2a** was isolated, beside a large number of unidentified by-products, with a low yield of 10%<sup>[20]</sup> showing the superiority of the TMSCl/NaI association compared to TMSI for carrying out these deprotection reactions in CH<sub>3</sub>CN. The reasons for this difference in reactivity between TMSI and TMSCl/NaI in CH<sub>3</sub>CN remains unclear.

Next, we were interested in evaluating this mild protocol with 1,3-dioxolane **3**, 1,3-dioxane **4**, 1,3-oxathiane **5** and dihydrobenzo[d]thiazole **6** (Scheme 1).

**Scheme 1.** Deprotection of cyclic ketals **3,4** and oxathiane **5** by TMSCl/NaI in MeCN



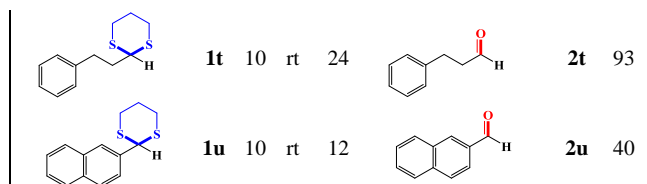
As it could be seen in Scheme 1, by using TMSCl/NaI in CH<sub>3</sub>CN under the milder conditions A

(used in entry 7 of Table 1), we observed a clean and complete deprotection of ketals **3** and **4** as well as 1,3-oxathiane **5** into ketones (93% to 97%). The deprotection of benzothiazole **6** was also effective but required conditions B (entry 17, Table 1) to completely deprotect **6**. For comparison, Jung reported that TMSI in  $\text{CHCl}_3$  also deprotected ethylene ketals into ketones but with meager yields (20 %) and that TMSI was unable to deprotect thioketals after 24 h of mixing at 75 °C.<sup>[21]</sup>

Encouraged by these results and by the simplicity of this process, the deprotection of a variety of thioacetals **1a-u** was carried out with the TMSCl/NaI association in  $\text{CH}_3\text{CN}$  for 24 h. Table 2 summarizes the results of this study achieved using 10 eq of TMSCl/NaI at rt (conditions A) or 20 eq of TMSCl/NaI at 60 °C (conditions B) for less cooperative substrates. As observed 1,3-dithianes and 1,2-dithiolanes of acetophenones **1a-h** were deprotected into their parent ketones with good yields ranging from 54 to 94%. It is of note that, 1,3-dithianes **1b-d** and **1f-h** were more cooperative substrates than our model substrate **1a** since the deprotection reaction required half quantity of TMSCl/NaI and was achieved at rt under conditions A. Examination of these results also shows that 1,3-dithianes seem easier to deprotect using TMSCl/NaI in  $\text{CH}_3\text{CN}$  than their 1,2-dithiolane counterparts (compare **1d** with **1e**) and that electron-donating groups on the aromatic nucleus allowed more efficient deprotection reactions (compare **1d** with **1h**). As expected, 1,3-dithianes prepared from aliphatic aryl (cyclic or not) ketones **1i-m** reacted well with the TMSCl/NaI combination and furnished ketones **2i-m** in good to excellent isolated yields (64 to 91%). Then we examined the deprotection reactions with dialkyldithianes **1n-q**. We showed that these compounds were also cooperative substrates as they were rapidly and cleanly deprotected to give the desired ketones **2n-q** with satisfactory yields (76% to 95%). Then, the case of diaryldithianes was examined. Under conditions A (TMSCl/NaI 10 equiv, rt, 24 h), we observed that 1,3-dithiane **1r** having no  $\text{H}_\alpha$ , reacted with TMSCl/NaI to give a mixture composed in almost equal parts of the expected ketone **2r** (43%) accompanied by the reduction<sup>[17]</sup> product 1-benzyl-4-methoxybenzene (40%). To avoid the formation of the reduction by-product, we successfully replaced NaI by NaBr, increased the quantity of TMSCl/NaBr and heated the solution at 60 °C for a prolonged time (TLC monitoring). Using these conditions, diarylketones **2r** and **2s** were then obtained with acceptable yields and without any traces of the reduced diarylmethane by-products. Next, 1,3-dithianes of aldehydes were also studied with compounds **1t** and **1u**. We noted that these 1,3-dithianes reacted rapidly using conditions A to give

**Table 2.** Deprotection of **1a-u** by TMSCl/NaI in MeCN

Substrate <sup>a)</sup>	TMSCl/NaI(eq)	T °C	t (h)	Product <sup>b)</sup>	Yield (%)	
	1a	20	60	24		2a 92
	1b	20	60	24		2c 73
	1c	10	rt	24		2d 89
	1d	10	rt	24		2e 94
	1e	20	60	24		2e 83
	1f	10	rt	24		2f 86
	1g	10	rt	24		2g 76
	1h	20	60	24		2h 54
	1i	20	rt	48		2i 90
	1j	10	rt	24		2j 87
	1k	10	rt	24		2k 83
	1l	10	rt	24		2l 85
	1m	20	60	24		2m 64
	1n	10	rt	24		2n 90
	1o	10	rt	48		79 <sup>e)</sup>
	1p	10	rt	24		2p 95
	1q	10	rt	24		2q 76
	1r	20	60	24		2q 88
	1r	10	rt	24		2r 43 <sup>d)</sup>
	1r	30	60	96		87 <sup>e)</sup>
	1s	30	60	48		2s 54 <sup>d)</sup>

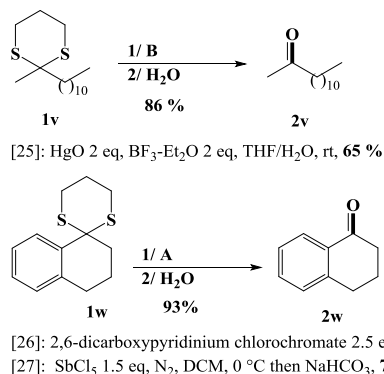


<sup>a)</sup> Dithioacetals were prepared from the corresponding ketones with dithiols in the presence of  $\text{BF}_3 \cdot \text{Et}_2\text{O}$ .<sup>[22]</sup> <sup>b)</sup> All purified ketones had  $^1\text{H}$  and  $^{13}\text{C}$  NMR data identical to those of authentic samples. <sup>c)</sup> 1g of **1n** was used. <sup>d)</sup> 1-Benzyl-4-methoxybenzene (40%) resulting from the dithioacetal reduction was also isolated. <sup>e)</sup> NaBr replaced NaI.

the corresponding aldehydes in variable yields. For the deprotection of dithioacetals of aldehydes, it is crucial to examine the course of the deprotection reaction by TLC monitoring because prolonged reaction times resulted in a severe decrease in yields. Indeed, it has been reported that, at rt, aldehydes reacted rapidly with TMSI to give iodosilyl ethers and diiodoethers.<sup>[23]</sup> This suggests that, as soon as aldehydes are formed after thioacetal deprotection, they add nucleophilic iodides, which may arise from TMSI slowly generated in the media according to an exchange Finkelstein reaction.<sup>[24]</sup>

To show the interest of this process with respect to other previously reported methods using for examples  $\text{HgO}$  associated with  $\text{BF}_3 \cdot \text{Et}_2\text{O}$ ,<sup>[25]</sup> 2,6-dicarboxy pyridinium chlorochromate (DCPCC)<sup>[26]</sup> or  $\text{SbCl}_5$ <sup>[27]</sup> we have deprotected dithiolanes **1v** and **1w** by  $\text{TMSCl}/\text{NaI}$  in  $\text{CH}_3\text{CN}$  (Scheme 2).

**Scheme 2.** Deprotection of dithianes **1v** and **1w** by  $\text{TMSCl}/\text{NaI}$  in  $\text{CH}_3\text{CN}$ .

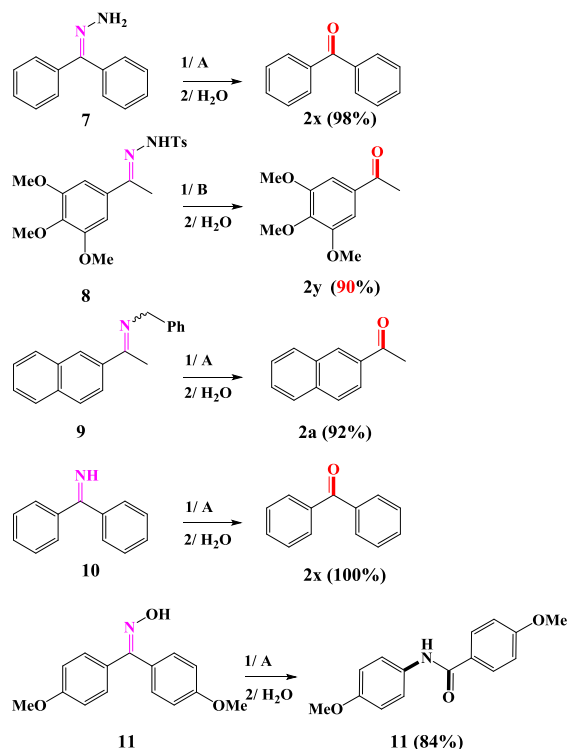


The comparison of the yields obtained using the  $\text{TMSCl}/\text{NaI}$  mild association in  $\text{CH}_3\text{CN}$  vs toxic oxidizing agent as  $\text{HgO}$  (86 % vs 65%), DCPCC (93% vs 70%) or  $\text{SbCl}_5$  (93% vs 77%) supports well that this novel metal-free process is welcome since the yields in desired ketones are significantly higher and the reagents used for the deprotection are inexpensive, non-toxic and very easy to handle.

Next, as dithioacetals, the regeneration of carbonyl compounds from nitrogen-derivatives as hydrazones, *N*-tosylhydrazones, ketimines, and oximes required most of the time harsh reaction conditions including oxidative or reducing process, acidic or alkaline media, expensive reagents or hazardous experimental protocols.<sup>[28]</sup> To find a milder process, we next examined if the  $\text{TMSCl}/\text{NaI}$  combination in  $\text{CH}_3\text{CN}$  process could be applied successfully to these robust

nitrogen substrates. In Scheme 3 we present the results of the regeneration of carbonyl functions of diphenylhydrazone **7**, *N*-tosylhydrazone **8**, *N*-benzylimine **9**, ketimine **10** and diphenylmethanone oxime **11**, using  $\text{TMSCl}/\text{NaI}$  in  $\text{CH}_3\text{CN}$ .

**Scheme 3.** Reaction of **7-11** by  $\text{TMSCl}/\text{NaI}$  in  $\text{MeCN}$

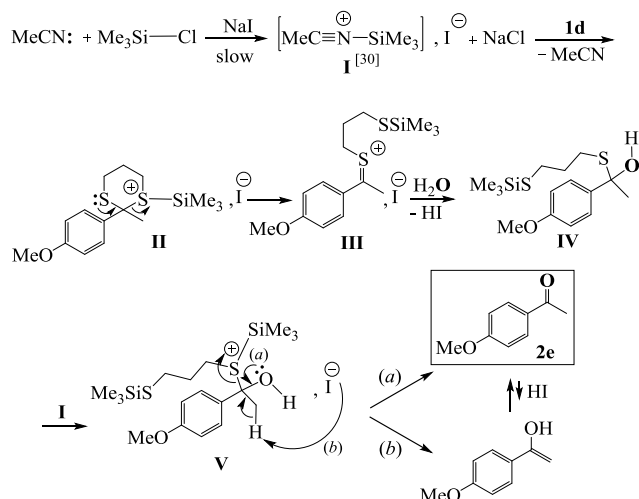


We were pleased to observe that the  $\text{TMSCl}/\text{NaI}$  combination in  $\text{CH}_3\text{CN}$  was able to transform imines and hydrazones into ketones with good yields (90 to 100%) as well as *N*-tosylhydrazone **8** which required the use of harsher reaction conditions. On the contrary, imine **9** and ketimine **10** were easily transformed into their ketones with high yields using the  $\text{TMSCl}/\text{NaI}$  association in  $\text{CH}_3\text{CN}$  at rt. When diphenylmethanone oxime **11** was reacted with the  $\text{TMSCl}/\text{NaI}$  association (10 eq), we isolated, after 24 h of reaction achieved at rt, 4-methoxy-*N*-(4-methoxyphenyl)benzamide **12** in good yield (84%) accompanied by only 4 % of the *bis*(4-methoxyphenyl)methanone **2r**. The scope of this interesting Beckmann rearrangement, using the  $\text{TMSCl}/\text{NaI}$  combination, is currently under investigation in our lab with a range of oxime substrates.<sup>[29]</sup>

A plausible reaction mechanism is proposed in (Scheme 4). First,  $\text{TMSCl}$  in the presence of  $\text{NaI}$  is slowly transformed by halogen exchange into TMSI which complexes with  $\text{CH}_3\text{CN}$  to give an intermediate of type **I**<sup>[30]</sup> as previously proposed by Olah.<sup>[31]</sup> Then, complex **I** reacts with a sulfur atom of dithiolane **1d** to give a sulfonium species of type **II**. Further assistance from the neighboring dithiane sulfur atom possibly leads to a fragmented sulfonium



#### Scheme 4. Proposition of mechanism



intermediate **III** which adds H<sub>2</sub>O (from reagents, CH<sub>3</sub>CN or during hydrolysis) to promote hemithioketal **IV** which is then activated into a sulfonium intermediate **V** (having or not H $\alpha$ ). With no H $\alpha$  as in **1r** or **1s**, **V** finally rearranges into the desired ketone **2e**.<sup>[32]</sup> For dithiolanes prepared from enolizable ketones as **1d**, the same (a) pathway could be followed, but it is also reasonable to consider an additional pathway (b) in which an iodide deprotonates intermediate **V** to furnish an enol species which tautomerizes into ketone **2e**. Since dithioacetals having H $\alpha$  can evolve according to two different pathways, this can explain that these entities are more straightforward to deprotect than diarylthioacetals counterparts. It is noted that Nicolaou has previously proposed a similar mechanism for the deprotection of S,S-acetals and ketals using IBX.<sup>[33]</sup>

## Conclusion

In this article we showed for the first time, the fundamental role of CH<sub>3</sub>CN associated with TMSCl/NaI combination to deprotect S,S-ethylene- and S,S-propylene-ketals into ketones. Indeed, if the mild TMSCl/NaI association leads to the reduction of dithioacetals in CH<sub>2</sub>Cl<sub>2</sub>, we have demonstrated that this association can be used to deprotect a large variety of various dithioacetals into ketones in CH<sub>3</sub>CN. Otherwise, under mild experimental conditions, O,O-acetals as well as O,S-oxathianes and S,N-acetals were cleanly deprotected with high yields. It is also possible to efficiently regenerate the carbonyl function of various hydrazones and imines using this novel protocol. We believe that this metal-free process is an excellent alternative to other known methodologies used to deprotect dithioacetals into ketones.

## Experimental Section

A general experimental procedure is described as following: a mixture of thioketal (100 mg) and NaI (10 eq) was stirred in MeCN for 5 min. Then, TMSCl (10 eq) was added to the solution which was stirred for 24 h at rt. The reaction was then hydrolyzed for 5 min. with H<sub>2</sub>O (5 mL) and extracted with CH<sub>2</sub>Cl<sub>2</sub>. Organic layers were dried over MgSO<sub>4</sub> and concentrated under reduced pressure to give a residue which was purified by chromatography on silica gel to give the expected carbonyl compound which have identical NMR spectra with starting ketones.

## Acknowledgements

Authors gratefully acknowledge support of this project by CNRS and Univ. Paris-Saclay. Yunxin Yao and Guangkuan Zhao thank the Chinese Scholarship Council for Ph.D. funding.

## References

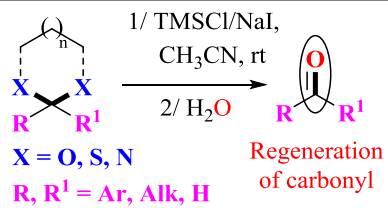
- [1] a) T. W. Greene, P. G. M. Wuts, *Protective Groups in Organic Synthesis* John Wiley: New York, NY, 2006, pp 477–500. b) P. J. Kocienski, *Protecting Groups*, 3rd ed., Thieme, Stuttgart, 2003.
- [2] D. Seebach, E. J. Corey, *J. Org. Chem.* **1975**, *40*, 231–237.
- [3] T. E. Burghardt, *J. Sulfur Chem.* **2005**, *26*, 411–427.
- [4] E. J. Corey, M. G. Bock, *Tetrahedron Lett.* **1975**, *26*, 2643–2647.
- [5] K. Nishide, K. Yokota, D. Nakamura, T. Sumiya, M. Node, M. Ueda, K. Fuji, *Tetrahedron Lett.* **1993**, *34*, 3425–3428.
- [6] A. Vakalopoulos, H. M. R. Hoffmann, *Org. Lett.* **2001**, *3*, 2185–2188.
- [7] K. Saigo, Y. Hashimoto, N. Kihara, N. Urmehara, M. Hasegawa, *Chem. Lett.* **1990**, 831–834.
- [8] T. Mukaiyama, K. Narasaka, M. Furusato, *J. Am. Chem. Soc.* **1972**, *94*, 8641–8642.
- [9] M. Kirihara, T. Noguchi, N. Okajima, S. Naito, Y. Ishizuka, A. Harano, H. Tsukiji, R. Takizawa, *Tetrahedron* **2012**, *68*, 1515–1520.
- [10] X. X. Shi, S. P. Khanapure, J. Rokash, *Tetrahedron Lett.* **1996**, *37*, 4331–4334.
- [11] X. X. Shi, Q.-Q. Wu, *Synthetic Commun.* **2000**, *30*, 4081–4086.
- [12] G. Stork, K. Zhao, *Tetrahedron Lett.* **1989**, *30*, 287–290.
- [13] N. F. Langille, L. A. Dakin, J. S. Panek, *Org. Lett.* **2003**, *5*, 575–578.

- [14] a) E. J. Corey, B. W. J. Erickson, *J. Org. Chem.* **1971**, *36*, 3553–3560. b) P. V. Ramachandran, M. T. Rudd, T. E. Burghardt, M. V. R. Reddy, *J. Org. Chem.* **2003**, *68*, 9310–9316.
- [15] L. Z. Yuan, D. Renko, I. Khelifi, O. Provot, J.-D. Brion, A. Hamze, M. Alami, *Org. Lett.* **2016**, *18*, 3238–3241.
- [16] L. Z. Yuan, G. Zhao, A. Hamze, M. Alami, O. Provot, *Adv. Synth. Catal.*, **2017**, *359*, 2682–2691.
- [17] G. Zhao, L. Z. Yuan, M. Alami, O. Provot, *Adv. Synth. Catal.*, **2018**, *360*, 2522–2536.
- [18] For a review see: G. Zhao, L. Z. Yuan, M. Alami, O. Provot, *ChemSelect*, **2017**, *2*, 10951–10959.
- [19] See for exemple: G. Zhao, C. Roudaut, V. Gandon, M. Alami, O. Provot, *Green Chem.*, **2019**, *21*, 4204–4210.
- [20] 2-(1-Iodoethyl)naphthalene resulting from the reduction of **1a** was also identified in the crude mixture (< 10%).
- [21] M. E. Jung, W. A. Andrus, P. L. Ornstein, *Tetrahedron Lett.* **1977**, *48*, 4175-4178.
- [22] To a solution of ketone or aldehyde (1 mmol) in 20 mL of DCM was added the thiol derivative (1,2-ethanedithiol or 1,3-propanedithiol; 5 mmol), followed by 1 mL of BF<sub>3</sub>-Et<sub>2</sub>O. The solution was stirred at rt until disappearance of starting material (judged by TLC). Then, H<sub>2</sub>O (20 mL) and DCM (30 mL) were added to the solution. The organic layer was separated, washed with H<sub>2</sub>O (2 x 10 mL) and saturated NaCl solution (2 x 10 mL), dried over MgSO<sub>4</sub>, and concentrated under reduced pressure to give a dithioacetal which was purified by chromatography on silica gel.
- [23] M. E. Jung, A. B. Mossman, Lyster, M. A. *J. Org. Chem.* **1978**, *43*, 3698-3701.
- [24] H. Finkelstein, *Ber. Dtsch. Chem. Ges.* **1910**, *43*, 1528-1532.
- [25] M. Kirihara, T. Noguchi, N. Okajima, S. Naito, Y. Ishizuka, A. Harano, H. Tsukiji, R. Takizawa, *Tetrahedron* **2012**, *68*, 1515-1520.
- [26] R. Hosseinzadeh, M. Tajbakhsh, A. Shakoori, M. Y. Niaki, *Monatsh. Chem.* **2004**, *135*, 1243–1249).
- [27] M. Kamata, H. Otagawa, E. Hasegawa, *Tetrahedron Lett.* **1991**, *32*, 7421-7424.
- [28] D. Enders, L. Wortmann, R. Peters, *Acc. Chem. Res.* **2000**, *33*, 157–169.
- [29] To our knowledge, only one paper reported the use of TMSCl in CH<sub>3</sub>CN to achieve at a high temperature of 100 °C, the Beckmann rearrangement of the cyclododecanone oxime into ω-lauro lactam (a single example having no functional groups was described in this letter; no isolated yield is mentioned), see: S. Sato, S. Hoshino, T.; Sugimoto, K. Kashiwagi, *Chem. Lett.* **2010**, *39*, 1319-1320.
- [30] Analysis of <sup>13</sup>C NMR spectra indicates that a complex of type **I** may be formed under the conditions used to deprotect dithioacetals. Complex **I** can be obtained from the progressive formation of TMSI which complexes with CH<sub>3</sub>CN, which is not the case of TMSCl. (see NMR spectra in SI).
- [31] G. A. Olah, S. C. Narang, *Tetrahedron* **1982**, *38*, 2225-2277.
- [32] With a dithioacetal having no H<sub>α</sub> as **1r,s**, an iodide may attack intermediate **IV** to give a mixed unstable S,I-ketal which evolves into the reduction product 1-benzyl-4-methoxybenzene (footnote c; Table 2). For a possible mechanism explaining the reduction process, see ref.<sup>[17]</sup>
- [33] K. C. Nicolaou, C. J. N. Mathison, T. Montagnon, *J. Am. Chem. Soc.* **2004**, *26*, 5192-5201.

Mild Deprotection of Dithioacetals by TMSCl / NaI Association in CH<sub>3</sub>CN

*Adv. Synth. Catal.* **Year**, *Volume*, Page – Page

Yunxin Yao, Guangkuan Zhao, Abdallah Hamze, Mouad Alami, Olivier Provot\*



- Ease of implementation
- Mild conditions, inexpensive and non-toxic reagents
- Applicable to *S,S*-acetals, *O,O*-acetals, *S,O*-acetals, *S,N*-acetals, hydrazones, ketimines
- 32 examples, high yields.