



**HAL**  
open science

## **Ancient arctic pyro-technologies: Experimental fires to document the impact of animal origin fuels on wood combustion. Journal of Archaeological Science: Reports**

Marine Vanlandeghem, Bruno Desachy, Tammy Buonasera, Norman Lauren, Isabelle Théry-Parisot, Carré Alain, Christophe Petit, Elliott Michelle, Claire Alix

### ► To cite this version:

Marine Vanlandeghem, Bruno Desachy, Tammy Buonasera, Norman Lauren, Isabelle Théry-Parisot, et al.. Ancient arctic pyro-technologies: Experimental fires to document the impact of animal origin fuels on wood combustion. Journal of Archaeological Science: Reports. Journal of Archaeological Science: Reports, 2020, Volume 33, October 2020, 102414, 10.1016/j.jasrep.2020.102414 . hal-02901514

**HAL Id: hal-02901514**

**<https://hal.science/hal-02901514>**

Submitted on 5 Sep 2022

**HAL** is a multi-disciplinary open access archive for the deposit and dissemination of scientific research documents, whether they are published or not. The documents may come from teaching and research institutions in France or abroad, or from public or private research centers.

L'archive ouverte pluridisciplinaire **HAL**, est destinée au dépôt et à la diffusion de documents scientifiques de niveau recherche, publiés ou non, émanant des établissements d'enseignement et de recherche français ou étrangers, des laboratoires publics ou privés.



Distributed under a Creative Commons Attribution - NonCommercial 4.0 International License



## 1. Introduction

In Arctic regions, permafrost and climate conditions do not allow for the development of tree vegetation, with driftwood and willow shrubs as the only woody fuels available in northwestern Alaska (Giddings, 1952; Saario, 1962, p. 5,6; Saario and Kessel, 1966, p. 972; Burch, 1985, p. 101; Alix, 2016). Woody fuels were supplemented with marine mammal fat and bones. Marine mammal fats improve the heat capacity of a hearth, producing significant amounts of light and heat with little smoke (Lyon, 1824, p. 246; Jenness, 1922, 1946; Birket-Smith, 1929, p. 98; Heizer, 1963, p. 188; Hall, 1975, p. 65; Schledermann, 1990, p. 50; Mason, 1998, p. 1991; Morseth, 1997, p. 250; Burch, 1998, 2006; Møbjerg, 1999; McGhee, 2001; Odgaard, 2003; Alix, 2008, p. 47). Bone-fueled fires provide heat and light and help eliminate waste (Spennemann and Colley, 1989, p. 51; Costamagno et al., 2005, p. 5; Cain, 2005, p. 882; Hoare, 2020). While fuel sources may have been limited in the Arctic, communities were never completely devoid of them.

Hearths and fuel management hold an important place in the Arctic domestic economy. Oil lamps and hearths provided heat and light needed to live and cook in dwellings (Damas, 1984, p. 308; Plumet, 1989). During the Neo-Inuit period, in particular, at Thule sites in the western Arctic, combustion features have been uncovered outside houses. These burnt areas contain fire-cracked bone flakes, charcoals, and thick concentrations of marine mammal fat welded together by heat<sup>1</sup>. Some external combustion features, unconnected to the house, might have been used for “specialized” combustion, such as ceramics firing (Anderson, 2011, 2017; Anderson et al., 2017), smoking skins, or drying food (Foote and Cooke, 1960, p. 44,46; Burch, 2006, pp. 106, 165,187). Despite extensive archaeological excavations conducted at western Arctic Thule sites, these burnt areas remain poorly understood, including their function, the process by which residues accumulated, and the meaning of fuel ratios (intentional choice vs. selection-driven by fuel availability).

Experimentation is the most appropriate method to investigate these questions since certain variables can be controlled and the experiment can be replicated. The main objective of our experimental program is to obtain numerical data and quantitative information about the combustion of different fuel types within a hearth, specifically using fuel resources available in the Arctic. Most combustion experiments are conducted using “regular” wood sources but see Caruso Fermé (2012; 2014) and Vanlandeghem (2014, 2017). Comparing driftwood and non-drifted wood fuels provides further data on the properties of woody fuels. Recently, a number of experiments have examined the use of bone as a main or secondary fuel source (Théry-Parisot, 2002; Théry-Parisot et al., 2005; Costamagno et al., 2005; Crass and Behm, 2005; Crass et al., 2011; Lejay et al., 2016; Lejay, 2018; Buonasera et al., 2019; Hoare, 2020). Even more limited are experiments focused on animal fat as fuel (Odgaard 2003). Our experiments provide details on how animal material and woody fuels burn and highlight the advantages of combining them. We also investigate if the presence of fat in the combustion processes differentially affects the representation, morphology, and anatomical deformations of woody species in the charcoal remains. These fire experiments provide preliminary data on the number of combustion episodes needed to form the burnt areas uncovered at archaeological sites and to examine the range of activities related to fire in northwestern Alaska sites.

In this paper, we present 55 initial fire experiments conducted under controlled laboratory conditions and in an outdoor setting at Cape Espenberg on the coast of northwestern Alaska (Figure 1). Fifty-five fires provide scientifically valid results that will guide our future protocol and experimentation of a larger number of fires to test a wider set of fuels. Considering that experimental combustions with animal fat

---

<sup>1</sup> This baked and fused fat-cemented sand is often called « clinker ».

91 have rarely been conducted, we chose to highlight the experimental results related to the action of animal  
92 fat on driftwood and on the combustion deposit.

## 93 **2. Material and Methods**

94

### 95 **2.1. Materials and Experimental protocol**

96 Local driftwood collected along the beach at Cape Espenberg was used for the 34 outdoor  
97 experiments (*Picea* sp. *Salix* sp., *Populus* sp.) and for six of the laboratory experiments (*Picea* sp. *Salix*  
98 sp., *Populus* sp., *Larix* sp., *Alnus* sp., *Betula* sp., Table 1, Table 2). Due to a limited supply of driftwood  
99 for the laboratory experiments, 15 fires were conducted using only European non-drifted wood taxa  
100 corresponding to the genera used for the driftwood experiments. The use of non-drifted wood also makes  
101 it possible to initiate a comparison of fire behaviors using these two types of potential wood sources. All  
102 wood was dried to a moisture content measured with a Wöhler HF300 hygrometer at 12%.

103 We used seal fat (blended oil and blubber) and/or caribou bones to fuel hearths in outdoor conditions.  
104 We fragmented all caribou bones and measured all fragments (length, diameter) before combustion.  
105 Laboratory experiments were performed with pork fat (lard) marketed in France. Even though it differs  
106 from marine mammal oil, pork fat was the best choice due to its 100% fat composition and low melting  
107 point (36°C-40°C). Pork fat falls between the melting point range of seal oil [-8°C to 15°C] (Iverson,  
108 2009) and of the marrow of caribou bones [40°C-48°C for femur and tibia, 15°C-22°C for metatarsus]  
109 (Meng et al., 1969).

110 We replicated a total of 55 fires: 19 wood-only fires, and 33 “mixed” fires combining wood with fat  
111 and/or bones (Figure 2). Each fire of the same context (laboratory or outdoor) used identical fuel  
112 quantities and types. We recorded all pre-combustion characteristics (Table 3). Twenty-one controlled  
113 archaeological experiments were conducted in the laboratory under fixed conditions. Our variables were  
114 wood composition – driftwood or non-drifted wood – and the addition of fat – soaked or deposited. Each  
115 of the 21 controlled fires had an equal wood mass of 600 to 900g., depending on the type of wood  
116 (driftwood or non-drifted wood) using identical species composition. In fat and wood fires, we added 200  
117 to 600g. of pork fat. Thirty-four outdoor archaeological experiments at Cape Espenberg aimed to create  
118 fires under conditions close to those encountered in the past environment. We dug small basin-shaped pits  
119 into the natural beach sand (50cm in diameter and 10cm deep). A series of combustion events using the  
120 same fuel types took place in the same pits. Outdoor fires had an equal wood mass (3kg). We used either  
121 driftwood-only, or mixed driftwood with fat fuel (150 to 220g. of seal oil per fire) and/or caribou bones  
122 (approximately 200g., Table 2, Figure 2). Fuel weights were kept constant within each type of fire. In all  
123 cases, the total fuel mass of each fire was accounted for in the analyses because it can have a direct  
124 impact on the duration and the temperatures reached by the fire.

125 To measure fire temperatures throughout the combustion process, we placed thermocouple K sensors  
126 (Oakton™, Testo™) connected to 4 channel thermometers (Dostmann-Electronic™ TC309, REED-  
127 Instruments SD-947) in each fire. We systematically recorded the progression of each combustion  
128 (ignition, phase with flame, pyrolysis: phase without flame). For the outdoor combustion, we also  
129 recorded atmospheric conditions (wind velocity, humidity, ambient temperature) prior to each ignition  
130 using a Multifunction Anemometer (PCE-THA10). We followed previous fire experiments (Théry-  
131 Parisot, 2013, p. 68) in arbitrarily setting the end of combustion at the conventional temperature of 100°C.

132 At the end of each combustion, we collected the fuel residues (charcoals and burnt materials).  
133 Charcoals were sorted and counted to assess the rate of fragmentation of each wood taxa. We identified  
134 charcoal fragments greater than 4 mm using a reflected light microscope. We also produced a reference

135 collection of wood samples used in the experiments for future reference<sup>2</sup>. At the end of all outdoor  
136 combustions, we recorded the nature of the fire bed's encrustation (thickness, friability) and collected  
137 micromorphological samples from the bottom of the four different pits following sampling and analysis  
138 procedures implemented by J. Watez<sup>3</sup> (Watez, 1988, 1992, 2000; Vanlandeghem et al., 2016).

139

## 140 2.2. Statistical analysis

141 Data from the experiments are heterogeneous, including measures and qualitative modalities. There is  
142 no statistical procedure that would allow for the simultaneous processing of such a heterogeneous set of  
143 variables (Table 4). This is a common issue in archaeology. One solution is to group the values of the  
144 quantitative variables into a number of intervals (or "classes") which may be processed as qualitative  
145 modalities. This discretization method minimizes information loss while transforming continuous to  
146 discrete values and making data evaluation easier. The resulting table is entirely composed of qualitative  
147 values and can be processed using a correspondence analysis and an automatic classification (Bouroche  
148 and Saporta, 1980; Djindjian, 1991).

149 Due to a low number of observations (55 fires), we dichotomized each qualitative variable into only  
150 two modalities. Similarly, each quantitative values series was split at the fixed value of the median to  
151 form two categories (50% of the values are below the median and 50% of the values are above the  
152 median), described as "Low" and "High" for instance (Rucker et al., 2015). The goal of such a  
153 dichotomization strategy is to highlight the major association and opposition in a statistical way, at the  
154 risk of losing some subtleties and temporarily putting aside a finer analysis of all the parameters observed.

155 We use a multidimensional approach to analyze the data. A multiple correspondence analysis (MCA)  
156 was applied. It involves transforming the table for qualitative data into a binary table (coded 1 if the  
157 individuals present value above the median, 0 if not) and running a correspondence analysis directly on  
158 the binary table (Bouroche and Saporta, 1980). A cluster analysis was then performed on the coordinates  
159 of the individuals obtained from the MCA. To evaluate the risk that our results are due to chance, we then  
160 ran Yates's chi-squared tests and a Fisher's exact tests, which are applicable to low numbers of  
161 observations (Mialaret, 1996; Baxter, 2003).

162

## 163 3. Results

164

### 165 3.1. Statistical significant results and emerging tendencies

#### 166 3.1.1 All 55 fires: the experimental conditions stand out

167 The results of the MCA and cluster analysis on all 55 fires (Table 4, Figure 3) show a clear distinction  
168 between the two groups that corresponds to the two sets of experiments—laboratory (controlled) and  
169 outdoor (contextual). This confirms the need to analyze the two series of experiments separately. Given  
170 the small size of each set of experiments, we retained four key variables following the median split: with  
171 or without fat, few or many charcoal fragments produced (below or above 102 charcoals for outdoor  
172 experiments and below or above 166 charcoals for laboratory experiments), short or long fire duration  
173 (below or above 149min for outdoor experiments and below or above 140min for laboratory

---

<sup>2</sup> It is housed and available at the Archaeobotany Laboratory of the Maison de l'Archéologie et de l'Ethnologie (MAE) in Nanterre, France.

<sup>3</sup> Julia Watez is a french geoarchaeologist at the 'Institut National d'Archéologie Préventive (INRAP)' (UMR 5140 ASM). She specialises in hearths micromorphology.

174 experiments), and medium or high temperatures (below or above 957°C for outdoor experiments and  
175 below or above 525°C for laboratory experiments).  
176

### 177 3.1.2. Outdoor experiments: Adding fat significantly increases the duration of fires

178 An MCA was performed on 32 of the outdoor experimental fires. Two fires were excluded from the  
179 analysis due to unexpected technical failure during the experiment which led to missing values (Table 5).  
180 Figure 4 shows the correlations between some of the variables. Based on the counts provided by a Burt  
181 Table (symmetric matrix of all two-way cross-tabulations between the variables, Table 6), the results of  
182 the Yates's chi-squared tests and the Fisher's exact tests (Table 7) show significance between the  
183 variables "temperature" and "quantities of charcoal", and between "addition of fat" and "fire duration".  
184 There is no statistically significant correlation between "addition of fat" and "temperature", or between  
185 "addition of fat" and "amount of charcoal".

186 The significant correlation between "addition of fat" and "duration of fire" can be interpreted  
187 archaeologically: adding fat to hearths may correspond to the need for a longer flame duration or longer  
188 pyrolysis. This result is a statistical confirmation of hypotheses and observations described in previous  
189 archaeological and ethnographic studies (Saario, 1962, p. 51; Costamagno et al., 1998; Chabal et al.,  
190 1999, p. 55; Théry-Parisot, 2000, 2002; Hoffecker, 2005; Glazewski et al., 2006, p. 18,23). Animal fat  
191 (oil, blubber, bones grease, marrow) is an important fuel that contributes to the versatility of hearth  
192 functions. The control of flames may have helped gain a higher luminosity, useful for manufacturing  
193 tools, socializing, and/or storytelling. Longer pyrolysis would have been required for heating, indirect  
194 cooking, slow roasting, fire maintenance (Théry-Parisot, 2013), and specialized combustion activities  
195 such as ceramic firing.

196 The other significant correlation, between "temperature" and "amount of charcoal" has a natural  
197 explanation: a higher temperature leads to more complete combustion and a smaller quantity of residual  
198 charcoal.  
199

### 200 3.1.3 Laboratory experiments: Adding fat tends to increase the duration of fires

201 We ran an MCA on all 21 fires (Table 4, Table 8). This plot shows that adding fat results in a longer fire  
202 ( $\pm 15$ -20min), although this relationship is not statistically significant (Burt Table test  $P > 0.1$ ).

203 This relationship however is similar to that tested as significant in the above outdoor experiments.  
204 This suggests that it is the same information which is conveyed in the two sets of experiments, outdoor  
205 and laboratory, and that the lack of statistical significance of the laboratory experimental results is due to  
206 a lower number of repeated fires than in the outdoor experiments. Especially since the MCA points to  
207 another minor association between the variables "temperature" and "quantities of charcoal", which is also  
208 not statistically significant but reflects the result obtained from the outdoor experiments as well (Figure  
209 5).  
210

### 211 3.1.4. Discussion: Establishing a minimum number of observations for experimental studies

212 How many observations are needed for a meaningful statistical analysis? This question has no  
213 absolute answer. A number of studies quote the value of  $n=30$  as sufficient for any statistical analysis  
214 (Hogg and Tanis, 2006; Sullivan and LaMorte, 2016). Here, we tested the relationships between variables  
215 by means of contingency tables crossing two variables. The minimum total number of observations to  
216 obtain meaningful results depends on the number of rows and columns (number of modalities of the two  
217 variables). The more this number increases, the greater the total number of observations must be. By  
218 using variables with only two modalities, we achieved significant results with 32 observations (outdoor  
219 experiments), but not with only 21 observations (laboratory experiments). This difference corroborates



220 the threshold of  $n=30$  mentioned above. So, further experimentation will use comparisons between two  
221 samples with a minimum size of 15 fires (i.e. the threshold of 30 individuals minimum), within each  
222 population defined by the experimental conditions (outdoors, and in the laboratory). We now know that  
223 this minimum of 30 individuals is needed to reach significance in statistical analyses of results in terms of  
224 differences based on one or a combination of parameters (with up to 10% risk for the observed difference  
225 to be due to chance). In all cases, the priority is to increase the number of laboratory experiments to reach  
226 this minimum threshold.

## 227 **3.2. Beyond statistical evidence, future research avenues**

### 228 **3.2.1. Different fire behavior of driftwood and non-drifted wood**

229  
230 In our laboratory experiments, we observe that driftwood has a greater sensitivity to the addition of  
231 fat in comparison to non-drifted wood. Six fires were operated in the laboratory with driftwood, including  
232 three where fat was added; the other 15 laboratory fires used non-drifted wood, including 10 where fat  
233 was added (Table 4). As discussed, these numbers of test assays are too small to meet statistical  
234 significance. However, our laboratory experiments show that the average maximum temperatures ( $557^{\circ}\text{C}$ )  
235 reached by the three driftwood and fat fires is higher than that of driftwood only fires ( $501^{\circ}\text{C}$ , Table 9).  
236 We do not observe such difference in experiments where non-drifted wood is used: the average maximum  
237 temperature of the 10 non-drifted wood and fat fires is, in fact, lower ( $510^{\circ}\text{C}$ ) than that of the 5 fires  
238 without fat ( $559^{\circ}\text{C}$ ).

239 In addition, when looking at fire duration, we observe, although with no statistical significance (see  
240 above 3.1.3), that fat has a greater lengthening effect when added on a driftwood fire. The average  
241 duration of fires using driftwood and fat (149') is 23 minutes longer than that of driftwood fires without  
242 fat (126'); it is only 10 minutes longer for fires using non-drifted wood (average duration is 139' for fires  
243 without fat, and 149' when fat is added, Table 9).

244 In our outdoor experiments using only driftwood to which fat was added, we also measured a  
245 statistically significant increase in fire duration. In terms of temperatures, even though the results are not  
246 all statistically significant, adding fat on driftwood in our outdoor fires did have an impact on the  
247 temperature of the fire (an increase of over 100 degrees, Table 10).

248  
249 With our laboratory fires, we observe that “driftwood only” fires reach a lower maximum  
250 temperature ( $501^{\circ}\text{C}$ ) than “non-drifted wood only” fires ( $559^{\circ}\text{C}$ ). It can be suggested that driftwood, or at  
251 least this combination of driftwood used, has less calorific value than the same non-drifted wood species.  
252 On the other hand, driftwood burned with fat (here pork fat) allows a maximum temperature of  $557^{\circ}\text{C}$   
253 to be obtained. This result approaches those obtained by a “non-drifted wood only” fire ( $559^{\circ}\text{C}$ , Table 9).  
254 This result is major because it seems that the addition of fat increases the efficiency of driftwood and  
255 therefore this fuel combination is “improved” and places them on the same level of fuel as wood in a  
256 forest environment.

257 This observed difference may be due to certain properties of driftwood, such as mineral salts  
258 [sodium ( $\text{Na}^{+}$ )] soaked in the wood cell structure due to seawater contamination (Caruso Fermé et al.,  
259 2014; Yamada et al., 2014; Steelandt et al., 2016; Mooney, 2018). This could depend on the consequences  
260 of drifting (washout, drying, etc.) on the mechanical qualities of wood (Alix, 2001, pp. 117–118, 2004, p.  
261 117).

262 This result allows us to better describe the fuel behavior of these resources, which are available but  
263 limited in the Arctic coast because these results do not correspond to what people say about driftwood in  
264 certain contexts. Interior Alaska people identify driftwood as lighter in weight, usually warmer than other  
265 wood if dried, a wood that burns well and throws a lot of heat (Williams, Sr., 2002). In other regions,  
266 driftwood is also described as a “clean fuel” due to the absence of sap (Russell, 1994; Lepofsky et al.,  
267 2003). On the northwest coast of Alaska, Burch (2006) and Saario and Kessel (1966) state that adding fat  
268 to a wood fire served to improve the heat capacity of a hearth.

269 These first concrete data on the fire behavior of driftwood, if confirmed, will have important  
270 implications for future studies of fireplaces in the Arctic and subarctic regions, in particular on the  
271 performance sought for a hearth according to its function. For our future fire experiments, the increase in  
272 test assays, with the same fuels and in the same quantities, will make it possible to reproduce these  
273 combinations and to test if they are statistically significant.

274 In this article, we discuss the modulation that can be obtained with different fuels (fat, bone, wood)  
275 in order to adapt the fire as needed. Here, we highlight the ability of people to adapt to available fuels to  
276 achieve similar or even better returns and the proof of a well mastered and optimized pyro-technology.

277 In addition to this important result, our observations in the laboratory also show the tendency for  
278 spruce to be better preserved when fat is added to a driftwood fire. Larger pieces of charcoal are  
279 produced; a phenomenon not observed when non-drifted spruce wood is burned. While spruce (*Picea* sp.)  
280 largely dominates Arctic driftwood deposits (Alix, 2005; Steelandt et al., 2015), our results suggest that  
281 the high ratio of spruce charcoal regularly identified in archaeological sites of northwestern coastal  
282 Alaska where fat is omnipresent as fuel, may also result from issues of differential species preservation  
283 leading to an overrepresentation of spruce. However, it may also reflect a deliberate selection of the  
284 abundant spruce driftwood preferred for certain hearths functions. Future experimental and archaeological  
285 work is needed to assess these questions.  
286

### 287 3.2.2. The question of mass and fragmentation of charcoal fragments

288 Charcoal analyses in Arctic contexts are rare and detailed data on driftwood used as fuel scant (Alix,  
289 2016). Experimental combustion allows for better documenting the physico-chemical and mechanical  
290 transformations of wood when fat is added and how this can affect residual mass and fragmentation in  
291 archaeological assemblages.  
292

293 Laboratory experiments showed that the addition of animal fat to a fire contributed to a higher  
294 quantity of charcoal remains and ashes (Table 10 and Table 11). In all our experiments, the presence of  
295 fat correlates with more combustion deformation of the wood's structure (radial cracks, shrinkage,  
296 vitrification, greasy appearance). This is consistent with the results obtained by Théry-Parisot (2000,  
297 2002) in contexts where bones are used as fuel. These experiments may encourage anthracologists to look  
298 for these specific anatomical alterations (*i.e.* cracks, local deformations, vitrification) which may be  
299 discrete indicators of fat addition in fires. The inclusion of fatty residues within the cell structure of  
300 charcoal remains has been proposed as a key feature to identify the use of fat as fuel in hearths (Crawford,  
301 2012). However, during the microscopic observation of charcoal remains from fires with fat, we found no  
302 trace or deposit of fat within the cell structures of the wood (Table 11).  
303

### 304 3.2.3. The development of fire bed encrustations

305 The action of each fire assays left visible physical traces in the sandy soil of outdoor fire pits with  
306 noticeable differences according to fuel types.

- 307 - Six driftwood fires burned the sand only superficially, producing a thin red layer, with white and  
308 black ash stains, which was hardened but friable (Figure 6-1).
- 309 - Seal fat in a driftwood fire left a thin crust after only one combustion test assay. After two  
310 successive assays, the walls of the firepit were burned and some agglomerates of fat-cemented  
311 sand and red ash stains were clearly visible. At the end of the third assay, these fatty and sandy  
312 agglomerates were even thicker and, after six successive combustions, the soil was completely  
313 burned and a 3cm thick hardened crust was formed (Figure 6-2).
- 314 - Caribou bones in driftwood fires did not produce the same hardened crust than when driftwood  
315 was burnt with seal oil. This is not surprising since the amount of fat present in 200 gr. of caribou  
316 bones is much lower than 200 gr. of pure seal oil. At the end of the six assays, a thin and brittle



317 burned layer covered the loose sand of the surface and walls of the hearth pit (Figure 6-3). The  
318 ash was thick (red, white and black) and we observed a loose and fatty mixture of ash and bone  
319 powder.  
320 - Fires with driftwood, seal fat, and caribou bones produced a cemented sand crust at the bottom of  
321 the pit, similar to that created by the driftwood and seal fire, but this time, embedded with caribou  
322 bones (Figure 6-4).

323 Given the rapid formation of this crust when fat is burned, we suggest that the thick burnt layers  
324 found in archaeological contexts (e.g. 50cm to 1m thick pits at the *Rising Whale* site) are not necessarily a  
325 sign of long-term occupation over many seasons, nor a period of extended hearth use. For future work, we  
326 will address questions such as: what does this mean when you have a large hearth (or small hearths lit in  
327 the same area)? If the fire goes on for an extended period of time, what is the rate of soil surface crusting  
328 thickening? Does the crust compact over time? Experimentation allows us to test the statistical  
329 significance of different fire configurations to create experimental references that can inform future  
330 analyses of archaeological combustion features

331 Soil micromorphology analyses of our experimental pits are on-going using Watzek methodological  
332 approach (Watzek, 1988, 1992, 2000; Vanlandeghem et al., 2016). This will help study the sedimentary  
333 expression of temperature's actions and address taphonomical and post-depositional questions. The future  
334 protocol will also stress the study of thermal alteration on the substrate of the combustion structures, and  
335 increasing the number of outdoor fires will help in obtaining statistically significant results for our  
336 analysis.

#### 337 338 3.2.4. The question of fire-related activities 339

340 Based on our results (Table 11), and considering the different characteristics of fuel types, past Arctic  
341 inhabitants may have strategized their use of fuel resources for specific activities. The wood-only fire  
342 heats quickly and powerfully but is of short duration. The temperatures reached in a driftwood and  
343 caribou bones fire are lower than in fires with seal oil but produce enough heat to meet basic energy  
344 requirements and intermediate heat needs for boiling, heating, or lighting. Seal oil seems to be an ideal  
345 fuel for activities requiring higher temperatures over a longer period, potentially for craft functions (firing  
346 of ceramics) or the thermal treatment of the specific resources (meat drying, hide smoking).

347  
348 The presence of marine mammal fat and burned bones in relatively high quantities in burned areas of  
349 some Arctic archaeological sites is unlikely to represent only the disposal of food refuse. Fat and bones  
350 recovered from these contexts are more likely the results of "secondary burning", meaning "not being  
351 prepared for consumption but rather burned as fuel during the process of cooking, heating, or lighting"  
352 (Norman, 2015, p. 126). Deliberately adding animal products as fuel to the fire would have allowed past  
353 inhabitants of coastal northwestern Alaska to alter the functions of their hearths according to their needs  
354 and supplement woody resources.  
355

## 356 4. Conclusion: implications for the archaeological record 357

358 Our results show that to statistically test two variables, a minimum of 30 observations is needed. We  
359 have found significant correlations between fire duration and the use of fat, and between fire temperature  
360 and the amount of charcoal. Observations also indicate that charcoal preservation changes with the  
361 addition of fat and that driftwood and non-drifted wood tend to burn differently in the presence of fat.

362 Using the threshold of 30 test assays as a necessary condition to reach statistical significance, future  
363 research will examine additional variables to further test for fuel characteristics of wood types (driftwood  
364 vs. non-drifted wood), of bone and fat (impact of animal products on fire brightness and smoke, incidence

365 of burning wood soaked in fat vs. coated in fat), as well as charcoal taphonomy (effect of fragmentation  
366 on quantifying wood charcoal; effect of animal fuel on differential preservation of charcoals).

367 Results from our laboratory and outdoor experiments provide a framework to discuss why, when, and  
368 how past inhabitants of coastal northern Alaska used fires. Based on our experimental protocol, we are  
369 able to test how our empirical knowledge of archaeological data compares to the technical realities of past  
370 societies. This research encourages to further explore the taphonomic processes of fuel residues formation  
371 and contributes to developing additional research on past pyrotechnology.

## Acknowledgements

372  
373  
374  
375  
376  
377  
378  
379  
380  
381  
382  
383  
384  
385  
386  
387  
388  
389  
390  
391  
392  
393  
394  
395  
396  
397  
398

This work is part of the doctoral research of the lead author at Paris 1 Pantheon Sorbonne University focusing on the fuel economy of late prehistoric coastal occupations in northwestern Alaska, supported by a Ph.D. fellowship from Paris 1 Pantheon Sorbonne University in France. An earlier draft of this research was presented at the 45<sup>th</sup> annual meeting of the Alaska Anthropological Association (AkAA) and was awarded a Travel Grant from the AkAA in 2018. This research is also part of a collaborative Project supported by the Office of Polar Programs (OPP) at the National Science Foundation (NSF) awarded to C. Alix and N.H. Bigelow at UAF (ARC-1523160), O.K. Mason at INSTAAR - University of Colorado Boulder (ARC-1523205), D.H. O'Rourke at the University of Kansas (ARC-1523059) and S. Anderson at Portland State University (ARC-1523079); and by a Grant from the Archaeology Commission of the French Ministry of Foreign Affairs to C. Alix at Paris 1 Pantheon Sorbonne University. We thank the National Park Service for their help and support throughout our activities. We extend our thanks to the Shishmaref community and especially the families who have ancestral links to Cape Espenberg for their participation in the Cape Espenberg project. We particularly thank Fred Goodhope Jr. Fred (Reb) Goodhope III, Nancy Kokeok, and Edgar Ningeulook from Shishmaref for providing fat and bone samples for the experiments. We also thank Shelby Anderson for contributing caribou bone and for early discussions on our experimental protocol. Our warmest thanks go to D. O'Rourke and the many Cape Espenberg Project participants, especially L. Poupon, J. Taïeb, M. Anoma, C. Mayeux, K. Jensen, S. Grieve-Rawson and J. Rawson for their help with processing the numerous driftwood samples, setting up and conducting the experiments. We sincerely thank the Archaeobotany laboratory (Archéologies Environnementales, ArscAn, UMR 7041) in Nanterre and the CEPAM laboratory (UMR 7264 – CNRS) in Nice, France, for our use of their equipment in the field. We extend our thanks to the Alaska Quaternary Center and especially Nancy Bigelow at UAF where part of the analysis took place. A sincere thank you also goes to Yan Axel Gómez Coutouly for his diligent proofreading of earlier versions of the paper. Finally, we thank the anonymous reviewer for the constructive comments and input.

## Author contributions

399  
400  
401  
402  
403  
404  
405  
406

MV, CA, CP, ME and IT-P contributed to the design and implementation of the research. MV, CA, TB, LN and AC have helped with collecting and preparing samples, performing the analyses, and collecting the data. MV, CA, and BD contributed to the analysis tools, discussed the results, performed the statistical analyses, and wrote the paper. All authors validated the results and contributed to the editing of this manuscript.

## References

- Alix, C., 2016. A Critical Resource: Wood Use and Technology in the North American Arctic, in: *The Oxford Handbook of the Prehistoric Arctic*. New York: Oxford University Press, pp. 109–129.
- Alix, C., 2008. Usage du bois en Alaska – Ethnoarchéologie et Dendrochronologie. *Nouvelles de l'archéologie, Des mers de glaces à la Terre de Feu. Archéologie française en Amérique* 111–112, 45–50.
- Alix, C., 2005. Deciphering the Impact of Change on the Driftwood Cycle: Contribution to the Study of Human Use of Wood in the Arctic. *Global and Planetary Change* 47, 83–98. <https://doi.org/10.1016/j.gloplacha.2004.10.004>
- Alix, C., 2004. Bois flottés et archéologie de l'Arctique : contribution à la préhistoire récente du détroit de Béring. *Études/Inuit/Studies* 28, 109–132.
- Alix, C., 2001. Exploitation du bois par les populations néo-eskimo entre le nord de l'Alaska et le haut-Arctique canadien (Thèse de doctorat). Université Paris 1 Panthéon-Sorbonne, France.
- Anderson, S., 2011. From Tundra to Forest: Ceramic Distribution and Social Interaction in Northwest Alaska (Unpublished Ph.D. dissertation). University of Washington.
- Anderson, S.L., 2017. Ethnographic and Archaeological Perspectives on the Use Life of Northwest Alaskan Pottery. *Anthropology Faculty Publications and Presentations* 139. <https://doi.org/10.1017/9781316339374.007>
- Anderson, S.L., Tushingham, S., Buonasera, T.Y., 2017. Aquatic Adaptations And The Adoption of Arctic Pottery Technology: Results of Residue Analysis. *American Antiquity* 82, 452–479. <https://doi.org/10.1017/aaq.2017.8>
- Baxter, M.J., 2003. *Statistics in archaeology, Arnold Applications of statistics*. ed. London : Arnold ; New York : distributed in the United States of America by Oxford University Press.
- Birket-Smith, K., 1929. *The Caribou Eskimos: material and social life and their cultural position*. Gyldendalske Boghandel, Nordisk Forlag, Copenhagen, Denmark.
- Bouroche, J.-M., Saporta, G., 1980. *L'Analyse des données, Que sais-je? 1854*. ed. Presses Universitaires de France.
- Buonasera, T., Herrera-Herrera, A.V., Mallol, C., 2019. Experimentally Derived Sedimentary, Molecular, and Isotopic Characteristics of Bone-Fueled Hearths. *Journal of Archaeological Method and Theory* 1–49. <https://doi.org/10.1007/s10816-019-09411-3>
- Burch, E.S., 2006. *Social Life in Northwest Alaska: The Structure of Inupiaq Eskimo Nations*. University of Alaska press, Fairbanks, Etats-Unis.
- Burch, E.S., 1998. *The Iñupiaq Eskimo Nations of Northwest Alaska*. University of Alaska Press, Fairbanks, Etats-Unis.
- Burch, E.S., 1985. *Subsistence Production in Kivalina, Alaska: A Twenty-year Perspective*. Division of Subsistence, Alaska Department of Fish and Game, Juneau, Alaska.
- Cain, C.R., 2005. Using burned animal bone to look at Middle Stone Age occupation and behavior. *Journal of Archaeological Science* 32, 873–884. <https://doi.org/10.1016/j.jas.2005.01.005>
- Caruso Fermé, L., 2012. *Modalidades de adquisición y usos del material leñoso entre grupos cazadores-recolectores patagónicos (Argentina)*. Métodos y técnicas de estudios del material leñoso arqueológico (Unpublished Ph.D. thesis). Universitat Autònoma de Barcelona (UAB), Barcelona, España.
- Caruso Fermé, L., Iriarte Avilés, E., Borrero, L.A., 2014. Tracing Driftwood in Archaeological Contexts: Experimental Data and Anthracological Studies at the Orejas De Burro 1 Site (Patagonia, Argentina). *Archaeometry* 57, 175–193.
- Chabal, L., Théry-Parisot, I., Fabre, L., Terral, J.-F., 1999. L'anthracologie, in: Bourquin-Mignot, C. (Ed.), *La Botanique, Archéologiques*. Paris, pp. 43–104.
- Costamagno, S., Griggo, C., Mourre, V., 1998. Approche expérimentale d'un problème taphonomique: utilisation de combustible osseux au Paléolithique. *Préhistoire Européenne* 13, 167–194.

- Costamagno, S., Thery-Parisot, I., Brugal, J.-P., Guibert, R., 2005. Taphonomic consequences of the use of bones as fuel. Experimental data and archaeological applications, in: 9th: Conference, International Council of Archaeozoology: Biosphere to Lithosphere New Studies in Vertebrate Taphonomy; 2002; Durham, England. Oxbow, Oxford, Royaume-Uni, pp. 52–63.
- Crass, B.A., Behm, J.A., 2005. Bone Burning Experiment (2005-7. DVD. Archaeology Laboratory). University of Wisconsin-Oshkosh.
- Crass, B.A., Kedrowski, B., Baus, J., Behm, J.A., 2011. Residue analysis of bone-fueled pleistocene hearths, in: From the Yenisei to the Yukon: Interpreting Lithic Assemblage Variability in Late Pleistocene/Early Holocene Beringia. College Station, pp. 192–198.
- Crawford, L.J., 2012. Thule Plant and Driftwood Use at Cape Espenberg, Alaska (Master's Thesis). University of Alaska Fairbanks, Alaska, Etats-Unis.
- Damas, D., 1984. Handbook of North American Indians: Arctic, Handbook of North American Indians. Smithsonian Institution.
- Djindjian, F., 1991. Méthodes pour l'archéologie, U. Archéologie. ed. Armand Collin, Paris.
- Foot, D.C., Cooke, A., 1960. The Eskimo hunter at Noatak, Alaska, Winter 1960. [publisher not identified], [Place of publication not identified].
- Giddings, J.L., 1952. Driftwood and Problems of Arctic Sea Currents. Proceedings of the American Philosophical Society 96, 129–142.
- Glazewski, M., Crass, B.A., Behm, J., 2006. Experiments in Bone Burning. Oshkosh Scholar 1, 17–25.
- Hall, E.S., 1975. Eskimo Storyteller: Folktales from Noatak, Alaska New Edition. University of Tennessee Press, Knoxville.
- Heizer, R.F., 1963. Domestic Fuel in Primitive Society. The Journal of the Royal Anthropological Institute of Great Britain and Ireland 93, 186–194.
- Hoare, S., 2020. Assessing the Function of Palaeolithic Hearths: Experiments on Intensity of Luminosity and Radiative Heat Outputs from Different Fuel Sources. J Paleo Arch. <https://doi.org/10.1007/s41982-019-00047-z>
- Hoffecker, J.F., 2005. A Prehistory of the North: Human Settlement of the Higher Latitudes. Rutgers University Press.
- Hogg, R.V., Tanis, E.A., 2006. Probability and Statistical Inference. Prentice Hall.
- Iverson, S.J., 2009. Blubber, in: Perrin, W.F., Würsig, B., Thewissen, J.G.M. (Eds.), Encyclopedia of Marine Mammals (Second Edition). Academic Press, London, pp. 115–120. <https://doi.org/10.1016/B978-0-12-373553-9.00032-8>
- Jenness, D., 1946. Material culture of the Copper Eskimo, Report of the Canadian Arctic Expedition, 1913–18. ed.
- Jenness, D., 1922. The life of the Copper Eskimos, Report of the Canadian Arctic Expedition 1913–18. Ottawa: F.A. Acland.
- Lejay, M., 2018. Approches combinées pour l'étude des structures de combustion : micromorphologie et géochimie organique. : application aux sites paléolithiques de Régismont-le-Haut et des Bossats. (Thèse de doctorat). Université de Toulouse-Jean Jaurès, Toulouse.
- Lejay, M., Alexis, M., Quéneá, K., Sellami, F., Bon, F., 2016. Organic signatures of fireplaces: Experimental references for archaeological interpretations. Organic Geochemistry 99, 67–77.
- Lepofsky, D., Lyons, N., Moss, M.L., 2003. The use of driftwood on the North Pacific Coast: An example from southeast Alaska. Journal of ethnobiology. 23, 125–141.
- Lyon, G.F., 1824. The private journal of Captain G.F. Lyon, of H.M.S. Hecla : during the recent voyage of discovery under Captain Parry. J. Murray, London.
- Mason, O.K., 1998. The Contest between the Ipiutak, Old Bering Sea, and Birnirk Polities and the Origin of Whaling during the First Millennium A.D. along Bering Strait. Journal of anthropological archaeology 17, 240–325.
- McGhee, R., 2001. Ancient People of the Arctic. University of British Columbia Press, Canada.
- Meng, M.S., West, G.C., Irving, L., 1969. Fatty acid composition of caribou bone marrow. Comparative Biochemistry and Physiology 30, 187–191. [https://doi.org/10.1016/0010-406X\(69\)91314-0](https://doi.org/10.1016/0010-406X(69)91314-0)

- Mialaret, G., 1996. *Statistiques appliquées aux sciences humaines*, Collection Premier cycle. ed, Fondamental. Presses universitaires de France, Paris.
- Møbjerg, T., 1999. New adaptive strategies in the Saqqaq culture of Greenland, c. 1600–1400 BC. *World Archaeology* 30, 452–465.
- Mooney, D.E., 2018. Does the ‘Marine Signature’ of Driftwood Persist in the Archaeological Record? An Experimental Case Study from Iceland. *Environmental Archaeology* 23, 217–227.
- Morseth, C.M., 1997. Twentieth-Century Changes in Beluga Whale Hunting and Butchering by the Kanigmiut of Buckland, Alaska. *Arctic* 50, 241–255.
- Norman, L., 2015. *Ethnography, Analogy, and Arctic Archaeofaunas: Assessing the Limits of Zooarchaeological Interpretation* (Thesis). University of Toronto.
- Odgaard, U., 2003. Hearth and Home of the Palaeo-Eskimos. *Études/Inuit/Studies* 27, 349–374.
- Plumet, P., 1989. Le foyer dans l’arctique, in: Olive, M., Taborin, Y. (Eds.), *Nature et Fonction Des Foyers Préhistoriques*. Presented at the Mémoires du Musée de Préhistoire d’Île de France, Nemours, pp. 313–325.
- Rucker, D.D., McShane, B.B., Preacher, K.J., 2015. A researcher’s guide to regression, discretization, and median splits of continuous variables. *Journal of Consumer Psychology* 25, 666–678. <https://doi.org/10.1016/j.jcps.2015.04.004>
- Russell, P.N., 1994. *Ninilchik plantlore: an ethnobotany of the Ninilchik Dena’ia, Aleut, and Russian peoples*. Ninilchik Traditional Council, Ninilchik, Alaska.
- Saario, D.J., 1962. *Human Ecological Investigations at Kivalina, Alaska. Project Chariot Final Report*. University of Alaska and Oak Ridge, TN: U.S. Atomic Energy Commission, Fairbanks, Alaska.
- Saario, D.J., Kessel, B., 1966. *Human Ecological Investigation at Kivalina*, in: Wilimovsky, N.J., Wolfe, J.N. (Eds.), *Environment of the Cape Thompson Region, Alaska*. Washington DC, États-Unis, pp. 969–1039.
- Schledermann, P., 1990. *Crossroads to Greenland: 3000 Years of Prehistory in the Eastern High Arctic*. The Arctic Institute of North America of the University of Calgary, Calgary.
- Spennemann, Dick H.R., Colley, S.M., 1989. Fire in a Pit: The Effects of the Burning on Faunal Remains. *Archaeozoology* 3, 51–64.
- Steelandt, S., Marguerie, D., Bhiry, N., Delwaide, A., 2015. A study of the composition, characteristics, and origin of modern driftwood on the western coast of Nunavik (Quebec, Canada). *Journal of Geophysical Research: Biogeosciences* 120, 480–501. <https://doi.org/10.1002/2014JG002731>
- Steelandt, S., Pierson-Wickmann, A.-C., Bhiry, N., Marguerie, D., Coz, M.B.-L., 2016. Chemical Differentiation between Immersed and Dry Wood Samples in Nunavik (Northern Quebec, Canada): Preliminary Results. *Arctic, Antarctic, and Alpine Research* 48, 315–325.
- Sullivan, L., LaMorte, W.W., 2016. Central Limit Theorem [WWW Document]. The Role of Probability. URL [http://sphweb.bumc.bu.edu/otlt/MPH-Modules/BS/BS704\\_Probability/BS704\\_Probability\\_print.html](http://sphweb.bumc.bu.edu/otlt/MPH-Modules/BS/BS704_Probability/BS704_Probability_print.html) (accessed 10.10.19).
- Théry-Parisot, I., 2013. *Gestion des ressources combustibles et environnements des sociétés préhistoriques du sud de la France (Mémoire d’HDR)*. Université de Nice Sophia Antipolis.
- Théry-Parisot, I., 2002. Fuel Management (Bone and Wood) during the Lower Aurignacian in the Pataud Rock Shelter (Lower Palaeolithic, les Eyzies de Tayac, Dordogne, France). *Contribution of Experimentation. Journal of Archaeological Science* 29, 1415–1421.
- Théry-Parisot, I., 2000. *Economie du combustible et paléoécologie en contexte glaciaire et périglaciaire, paléolithique moyen et supérieur du sud de la France (anthracologie, expérimentation, taphonomie)* (Thèse de doctorat). Université Paris 1 Panthéon-Sorbonne, Lille : Atelier national de Reproduction des Thèses.
- Théry-Parisot, I., Costamagno, S., Brugel, J.-P., Fossa, P., Guilbert, R., 2005. The use of bone as fuel during the palaeolithic, experimental study of bone combustible properties, in: *The Zooarchaeology of Fats, Oils, Milk and Dairying*. Proceedings of the 9th Conference of the International Council of Archaeozoology, Durham, August 2002.



- Vanlandeghem, M., 2017. Archaeological Experiments, in: Alix, C., Mason, O.K. (Eds.), *Field Investigations at Cape Espenberg, 2016. Annual Report to the National Park Service U. S. Department of the Interior., Birnirk Prehistory and the Emergence of the Inupiaq Culture in Northwestern Alaska : Archaeological and Anthropological Perspectives.* University of Alaska Fairbanks, Fairbanks.
- Vanlandeghem, M., 2014. *Le bois de feu au Cap Espenberg, nord-ouest de l'Alaska : protocole expérimental et premier référentiel anthracologique à partir de bois actuels du littoral alaskien (Mémoire de Master 1 non publié).* Université Paris 1 Panthéon-Sorbonne, Paris, France.
- Vanlandeghem, M., Wattez, J., Alix, C., Elliott, M., Petit, C., 2016. Fuel use and hearth function in the later prehistory of Northwestern Alaska – micromorphology of combustion structures at Birnirk and Thule Site of the Cape Espenberg Spit. Poster presented at the 22nd Annual Meeting of the EAA, 31 Aout – 4 septembre 2016.
- Wattez, J., 2000. Enregistrement sédimentaire des structures de combustion et fonctionnement de l'espace dans les campements de la fin du Paléolithique : Exemples des sites magdaléniens de Monruz (Neuchâtel, Suisse) et d'Etiolles (Soisy-sur-Seine, France) et du site azilien du Closeau (Rueil-malmaison, Hauts-de-Seine, France), in: *Approches Fonctionnelles En Préhistoire, Mémoire de La SPF, Actes Du XXVème Congrès Préhistorique de France.* Nanterre, pp. 225–237.
- Wattez, J., 1992. *Dynamique de formation des structures de combustion de la fin du Paléolithique au Néolithique moyen. Approche méthodologique et implications culturelles (Thèse de doctorat).* Université Paris 1 Panthéon-Sorbonne.
- Wattez, J., 1988. Contribution à la connaissance des foyers préhistoriques par l'étude des cendres. *bspf* 85, 352–366. <https://doi.org/10.3406/bspf.1988.9864>
- Williams, Sr., P., 2002. Taped Interview. Interviewed by Karen Brewster, Claire Alix, June 10. Clémence Martin operating the video camera. Interviewed at his home in Beaver, Yukon River, Alaska. *Catching the Drift project, Alaska and Polar Regions Collections & Archives.* Elmer E. Rasmuson Library, University of Alaska Fairbanks.
- Yamada, H., Yamauchi, H., Kurimoto, Y., 2014. Color analysis of combustion ashes of seawater-soaked wood: estimation of salt concentration. *J Mater Cycles Waste Manag* 16, 576–582. <https://doi.org/10.1007/s10163-013-0212-z>

## Main Appendices

### List of Figures

Figure 1: Cape Espenberg spit, in northwestern Alaska, location where the archaeological burnt areas were excavated and the outdoor experiments carried out. Inset map shows the study area (modified map © Alaska Office of History and Archaeology)-----	17
Figure 2: Schematic representation illustrating the several types of fire set up in this experimental protocol, in laboratory conditions in France and in outdoor arctic conditions at Cape Espenberg, Alaska.-----	18
Figure 3: Hierarchical ascendant classification tree (left) and Symmetric Correspondence Map (right) with net partition between laboratory fires (triangle) and outdoor fires at Cape Espenberg (square)---	19
Figure 4: Scatter plot of individuals in the first plan of the MCA for the 32 experimental outdoor fires at Cape Espenberg-----	20
Figure 5: Scatter plot of individuals in the first plan of the MCA for the 21 experimental laboratory fires-----	21
Figure 6: Encrustation of firebeds after six trials of each experimental outdoor combustion type at Cape Espenberg-----	22

### List of Tables

Table 1: Composition of the fire in wood taxa-----	24
Table 2: Composition of the fire and wood batches for outdoor experiments (above) and laboratory experiments (below) prior to combustion-----	24
Table 3: Complete instrumentation chain, from sample preparation to experimental combustions' data processing-----	26
Table 4: Results from the different types of experiments and their values (55 individuals x 21 variables) used for the multidimensional analysis (Figure 3) where the measured variables were grouped into two classes separated by the median. The underscore symbol means that data were not obtained.-----	27
Table 5: Results from the outdoors experiments and their values (32 individuals x 4 variables) used for the multidimensional analysis ; the measured variables (amount of charcoal, fire duration and temperatures) were each grouped into two classes separated by the median of Cape Espenberg observations-----	30
Table 6: Burt Table for the 32 experimental outdoor fires at Cape Espenberg. Framed in bold: the contingency matrices (Burt's table sub-tables) that gave us significant results-----	31
Table 7: Chi-square test on different values tested statistically for the 32 experimental outdoor fires at Cape Espenberg-----	31
Table 8: Results from the laboratory experiments and their values (21 individuals x 4 variables) used for the multidimensional analysis ; the measured variables (amount of charcoal, fire duration and temperatures) were each grouped into two classes separated by the median of laboratory observations-----	32
Table 9 : Mean calculated from the results of the experimental fires-----	33

Table 10: Observations after our experiments, concerning all types of fuels used ----- 34  
Table 11: Comparison table between fires where fat has been added (wood fires are used as reference):  
✓ variables that seem to be impacted by the addition of animal fat, × variables that do not show any  
difference following the addition of animal fat----- 35

Figure 1: Cape Espenberg spit, in northwestern Alaska, location where the archaeological burnt areas were excavated and the outdoor experiments carried out. Inset map shows the study area (modified map © Alaska Office of History and Archaeology)

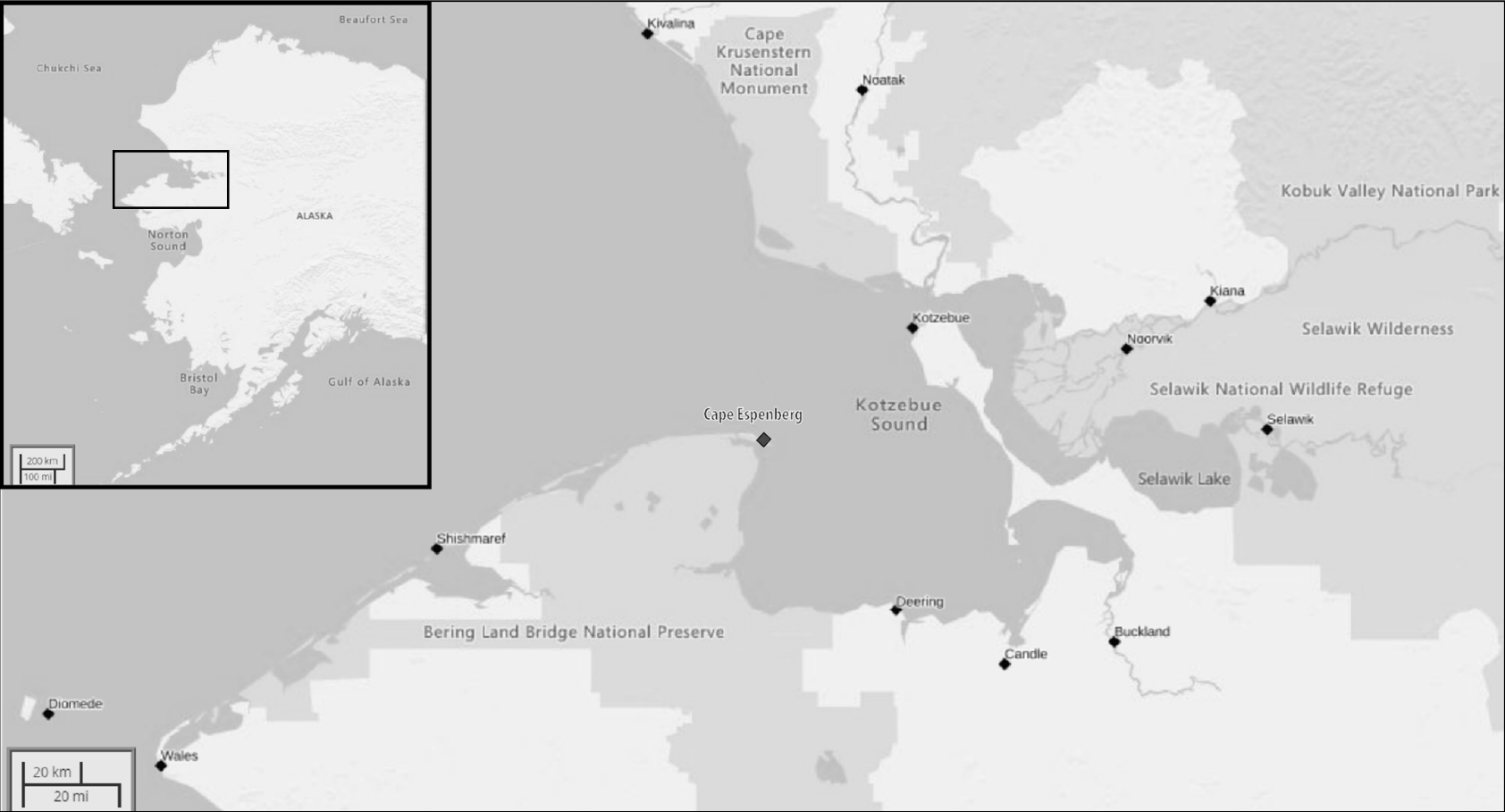


Figure 2: Schematic representation illustrating the several types of fire set up in this experimental protocol, in laboratory conditions in France and in outdoor arctic conditions at Cape Espenberg, Alaska.




Figure 3: Hierarchical ascendant classification tree (left) and Symmetric Correspondence Map (right) with net partition between laboratory fires (triangle) and outdoor fires at Cape Espenberg (square)

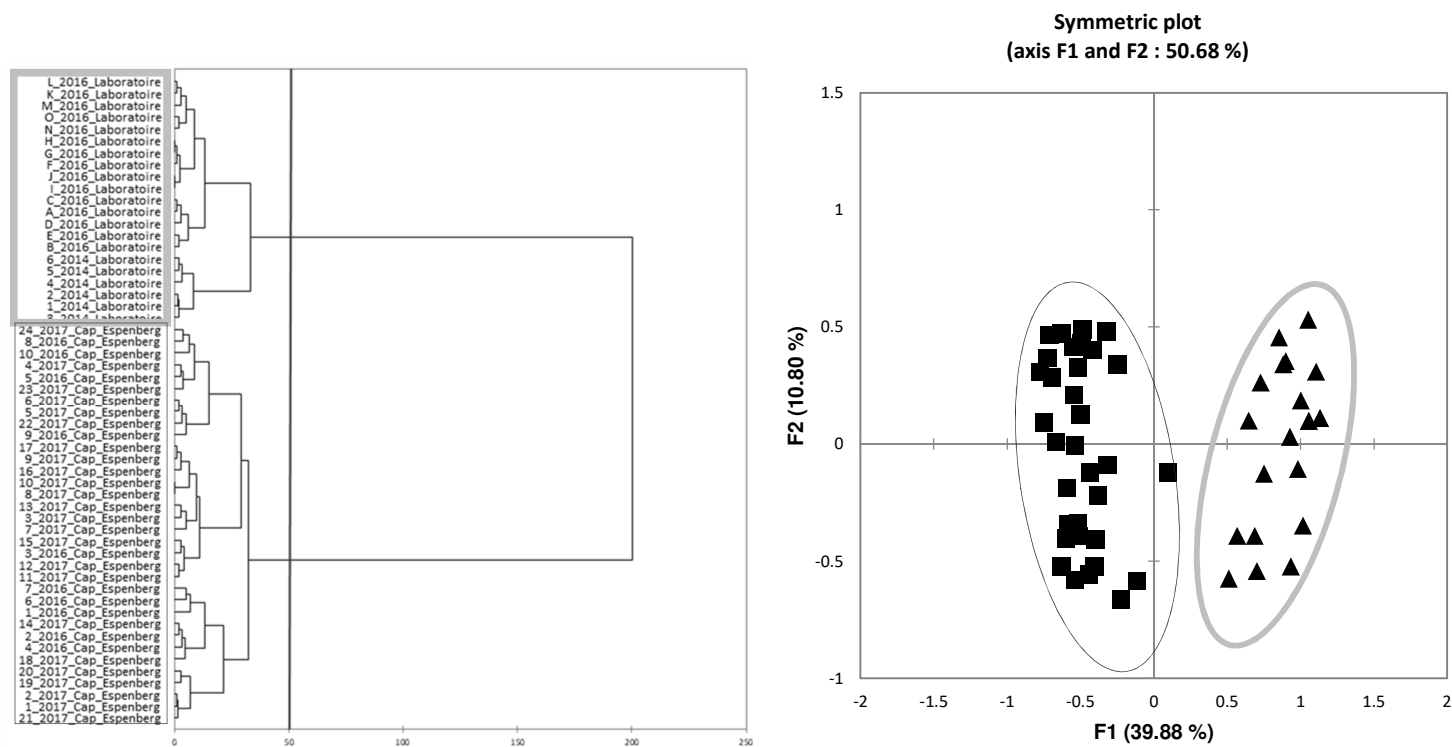




Figure 4: Scatter plot of individuals in the first plan of the MCA for the 32 experimental outdoor fires at Cape Espenberg

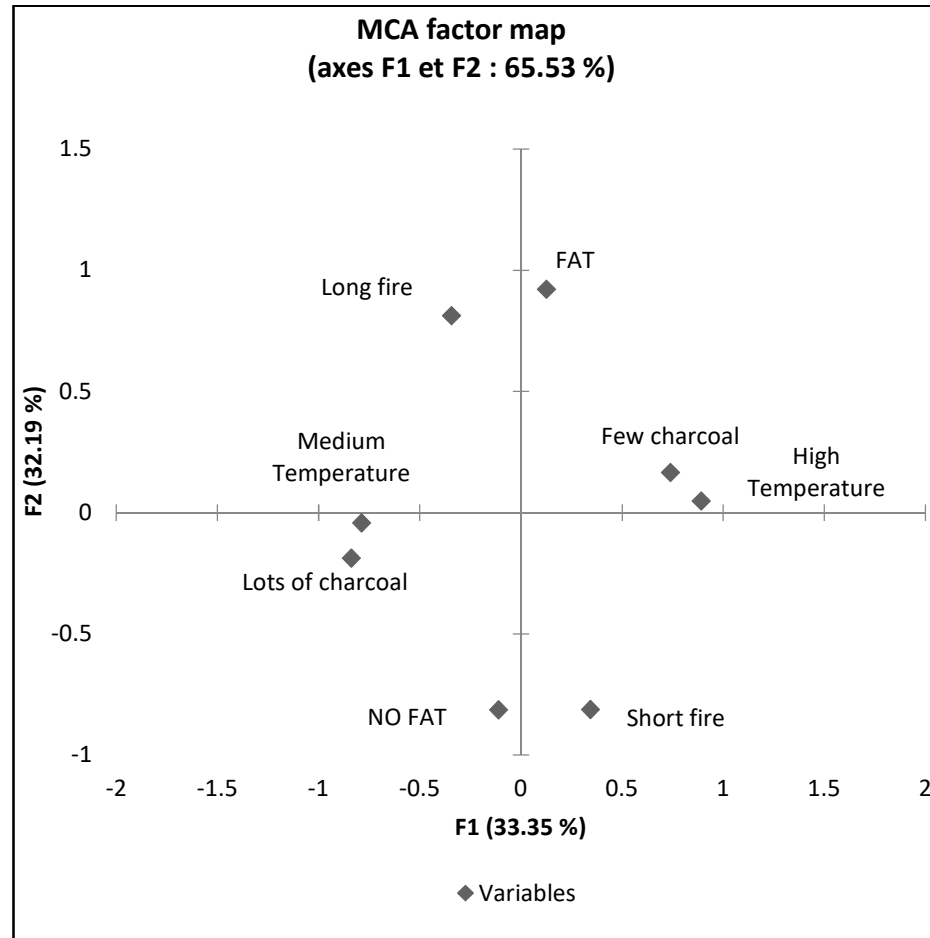


Figure 5: Scatter plot of individuals in the first plan of the MCA for the 21 experimental laboratory fires

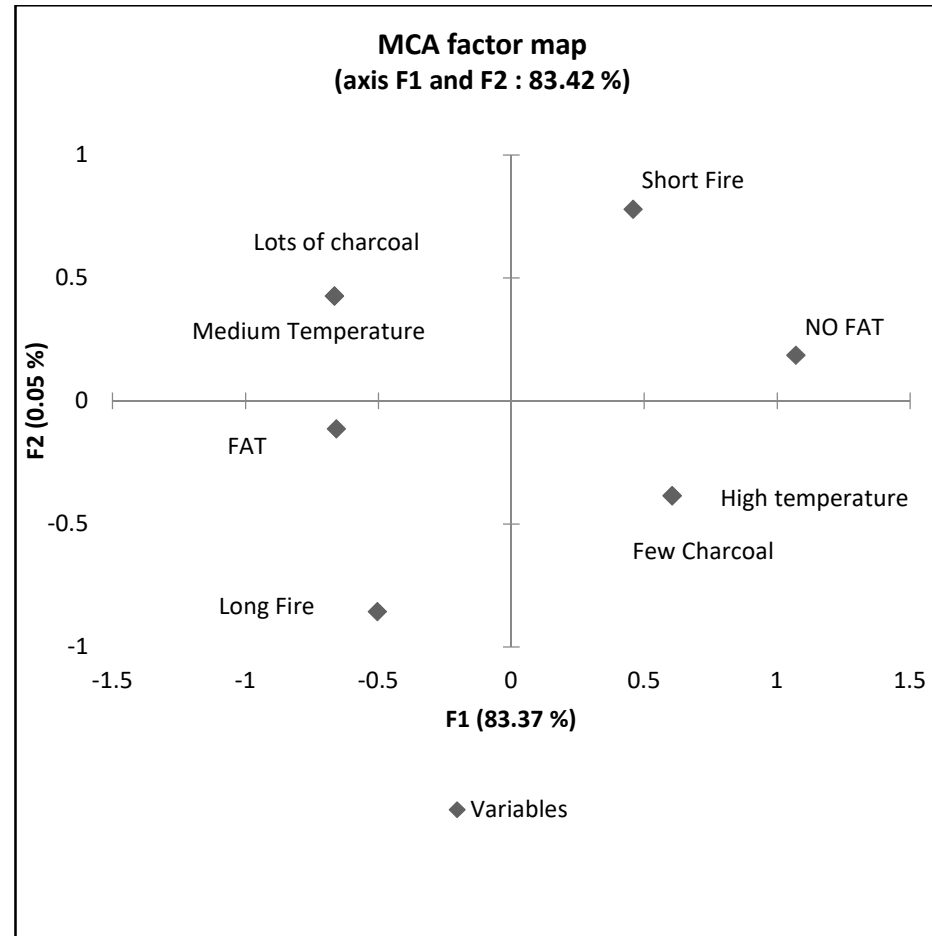


Figure 6: Encrustation of firebeds after six trials of each experimental outdoor combustion type at Cape Espenberg

**1. Driftwood only fires**

Driftwood only fire after the 6<sup>th</sup> assay



**2. Driftwood and Seal oil fires**

Driftwood and Seal oil fire after the 2<sup>nd</sup> assay




Driftwood and Seal oil fire after the 6<sup>th</sup> assay





**3. Driftwood and Caribou bones fires**

Driftwood and Caribou bones fire after the 6<sup>th</sup> assay



**4. Driftwood, Seal oil and Caribou bones fires**

Driftwood, Seal oil and Caribou bones fire after the 4<sup>th</sup> assay



Table 1: Composition of the fire in wood taxa

Wood taxa	Genera	Outdoor		Laboratory
		Driftwood	Driftwood	Non-drifted wood
<b>Spruce</b>	<i>Picea glauca</i> , <i>Picea mariana</i>	X	X	X
<b>Poplar</b>	<i>Populus tremuloides</i> , <i>Populus balsamifera</i>	X	X	X
<b>Willow</b>	<i>Salix</i> sp.	X	X	X
<b>Birch</b>	<i>Betula nana</i> , <i>Betula papyrifera</i> , <i>Betula neoalaskana</i>		X	X
<b>Alder</b>	<i>Alnus crispa</i>		X	X
<b>Tamarack</b>	<i>Larix laricina</i>		X	X
<b>Local crowberry shrubs</b>	<i>Empetrum nigrum</i>		X	

Table 2: Composition of the fire and wood batches for outdoor experiments (above) and laboratory experiments (below) prior to combustion

# Experiments	Fuel Mass (grams)	Total Mass (Fat, bones, wood)	Fat	Bones	Wood ( <i>Picea</i> , <i>Salix</i> , <i>Populus</i> )	<i>Picea</i> sp.	<i>Salix</i> sp.	<i>Populus</i> sp.
<b>Outdoor - Cape Espenberg</b>		<b>111911</b>	<b>3320</b>	<b>2810</b>	<b>105781</b>	<b>25580</b>	<b>43951</b>	<b>36250</b>
<i>Driftwood</i>		<b>111911</b>	3320	2810	105781	25580	43951	36250
Driftwood fire		<b>33771</b>	0	0	33771	8110	14091	11570
1		3120	0	0	3120	820	1290	1010
2		3260	0	0	3260	800	1330	1130
3		3140	0	0	3140	700	1270	1170
4		3170	0	0	3170	690	1360	1120
5		3020	0	0	3020	770	1250	1000
6a		2980	0	0	2980	800	1200	980
6b		3171	0	0	3171	770	1281	1120
7		2750	0	0	2750	570	1250	930
8		3010	0	0	3010	750	1240	1020
9		3250	0	0	3250	820	1400	1030
10		2900	0	0	2900	620	1220	1060
Driftwood and seal oil fire		<b>36750</b>	2420	0	34330	8440	14380	11510
1		3290	220	0	3070	850	1280	940
2		3580	220	0	3360	990	1300	1070
3		3080	220	0	2860	650	1250	960
4		3510	220	0	3290	850	1420	1020
5		3090	220	0	2870	610	1340	920
13		3380	220	0	3160	640	1320	1200
14		3540	220	0	3320	870	1350	1100
15		3250	220	0	3030	760	1250	1020
16		3260	220	0	3040	730	1290	1020
17		3320	220	0	3100	740	1160	1200
18		3450	220	0	3230	750	1420	1060
Driftwood and caribou bones fire		<b>20550</b>	0	1670	18880	4540	7770	6570
19		3540	0	350	3190	760	1350	1080
20		3540	0	420	3120	740	1330	1050
21		3220	0	280	2940	760	1140	1040
22		3590	0	190	3400	810	1390	1200
23		3110	0	190	2920	620	1240	1060
24		3550	0	240	3310	850	1320	1140
Driftwood, seal oil, and caribou bones fire		<b>20840</b>	900	1140	18800	4490	7710	6600
7		3560	150	190	3220	710	1440	1070
8		3550	150	190	3210	770	1280	1160
9		3500	150	190	3160	750	1310	1100
10		3420	150	190	3080	830	1230	1020
11		3390	150	190	3050	730	1210	1110
12		3420	150	190	3080	700	1240	1140

<b>Fuel Mass (grams)</b> <b># Experiments</b>	<b>Total Mass (Fat, Wood)</b>	<b>Fat</b>	<b>Wood</b>	<i>Picea</i> sp.	<i>Larix</i> sp.	<i>Picea/Larix cf. Picea</i> sp.	<i>Salix</i> sp.	<i>Populus</i> sp.	<i>Populus/Salix</i> sp.	<i>Alnus</i> sp.	<i>Betula</i> sp.	<i>Empetrum</i> sp.
<b>Laboratory</b>	<b>18132</b>	<b>4054</b>	<b>14078</b>	<b>2672</b>	<b>1833</b>	<b>40</b>	<b>4133</b>	<b>2170</b>	<b>99</b>	<b>1425</b>	<b>1457</b>	<b>258</b>
<i>Driftwood</i>	<b>7201</b>	1972	5229	1204	0	40	2554	939	99	82	54	258
Driftwood soaked in pork fat fire	<b>4581</b>	1972	2609	606	0	20	1262	473	54	40	25	129
4	1537	664	873	193	0	9	428	161	14	16	10	43
5	1538	664	874	213	0	6	407	169	16	12	7	44
6	1506	644	862	201	0	5	427	143	24	13	8	42
Driftwood fire	<b>2620</b>	0	2620	598	0	20	1292	466	45	41	29	129
1	877	0	877	214	0	7	429	146	15	13	11	43
2	871	0	871	200	0	7	425	157	15	15	10	43
3	871	0	871	184	0	7	439	162	15	13	8	43
<i>Non-drifted wood</i>	<b>10930</b>	2082	8848	1469	1833	0	1579	1232	0	1343	1403	0
Wood fire	<b>2925</b>	0	2925	490	611	0	526	409	0	445	465	0
A	590	0	590	98	121	0	106	82	0	89	95	0
B	567	0	567	97	122	0	105	82	0	88	93	0
C	592	0	592	98	124	0	104	82	0	89	95	0
D	590	0	590	98	123	0	106	82	0	90	92	0
E	586	0	586	99	121	0	106	81	0	89	90	0
Wood coated with pork fat fire	<b>4006</b>	1050	2956	489	610	0	528	409	0	447	472	0
K	800	210	590	96	124	0	106	82	0	89	94	0
L	805	210	595	98	122	0	105	85	0	89	96	0
M	795	210	585	98	120	0	106	81	0	88	91	0
N	803	210	593	100	121	0	106	80	0	90	95	0
O	803	210	593	97	123	0	106	81	0	90	96	0
Wood soaked in pork fat fire	<b>4000</b>	1032	2968	489	612	0	524	414	0	451	467	0
F	816	223	593	97	122	0	105	82	0	93	94	0
G	799	202	597	99	123	0	106	86	0	89	94	0
H	787	197	590	98	123	0	105	82	0	90	92	0
I	786	190	596	97	121	0	105	81	0	90	92	0
J	812	220	592	98	124	0	105	82	0	89	95	0



Table 3: Complete instrumentation chain, from sample preparation to experimental combustions' data processing




	<p><b>Pre-combustion</b></p> 	<p><b>Combustion</b></p> 	<p><b>Post-combustion</b></p> 
<b>Fire</b>	<p><b>Preparation of the experimental form</b></p> <ul style="list-style-type: none"> <li>- Fire identification number</li> <li>- Date and time</li> <li>- Combustion surface (shape, size)</li> <li>- Fuel setting up</li> <li>- Installation of probes with thermal sensors for simultaneous recording</li> </ul>	<p><b>Weather conditions measurement</b></p> <ul style="list-style-type: none"> <li>- Atmospheric humidity</li> <li>- Wind speed</li> <li>- Atmospheric temperature</li> </ul> <p><b>Fire conduct measurements</b></p> <ul style="list-style-type: none"> <li>- Duration of the three phases (ignition, flames, pyrolysis)</li> <li>- Total duration of the fire</li> <li>- Temperatures reached during these three phases (average and maximum temperatures)</li> </ul>	<p><b>Observations and photographs</b></p> <ul style="list-style-type: none"> <li>- Encrustation of the fire bed</li> <li>- Fire residues</li> </ul> <p><b>Analyzes</b></p> <ul style="list-style-type: none"> <li>- Impact of the addition of animal fuel on the duration and temperature of wood fire</li> </ul> <p><b>Other studies</b></p> <ul style="list-style-type: none"> <li>- Micromorphology</li> <li>- Lipids and Isotopes</li> <li>- Magnetic Susceptibility</li> </ul>
<b>Fuel</b>	<p><b>Preparation</b></p> <ul style="list-style-type: none"> <li>- Wood cutting devices</li> <li>- Drying oven</li> <li>- Cutting of bones and extraction of the marrow</li> </ul> <p><b>Measures</b></p> <ul style="list-style-type: none"> <li>- Mass, volume, humidity and wood size</li> <li>- Mass of fat</li> <li>- Mass and size of bones</li> <li>- Total fuel mass</li> </ul> <p><b>Batch registration</b></p> <ul style="list-style-type: none"> <li>- Standardization of identical batches of wood and animal fuel</li> <li>- Organization of reference fires (wood only) and specialized fires (with fat and/or bones) and duplicates of these experiments</li> </ul>	<p><b>Setting up</b></p> <ul style="list-style-type: none"> <li>- Lighting of wood with a blowtorch</li> <li>- Addition of animal fuel when lighting the wood (T = 10min)</li> <li>- Notes and photographs</li> </ul>	<p><b>Anthracological analysis</b></p> <ul style="list-style-type: none"> <li>- Use of a 5 mesh-screen (4 mm, 2 mm, 1 mm, 0.5 mm, vat),</li> <li>- Mass of charcoal (4mm, 2mm, 1 mm, 500 µm, tank)</li> <li>- Amount of charcoal (4mm, 2mm)</li> <li>- Total residual mass of wood</li> <li>- 4mm charcoal's study: wood deformations, taxonomic assemblage' representativity, diagnostic anatomical signatures of fat and bone used as fuels.</li> </ul> <p><b>Other analyzes</b></p> <ul style="list-style-type: none"> <li>- Size and appearance of burned bones</li> <li>- Total residual mass of fuels</li> <li>- Total residual mass of bones</li> </ul>

Table 4: Results from the different types of experiments and their values (55 individuals x 21 variables) used for the multidimensional analysis (Figure 3) where the measured variables were grouped into two classes separated by the median. The underscore symbol means that data were not obtained.

#ID	Experimental conditions	Wood	Fat	Type of Fat	Bones	Addition of fat	Initial mass of wood (g.)	Wood moisture (%)	Ratio <i>Picea</i> (g.) / Total Wood Mass	Flame phase duration (min)	Pyrolysis phase duration (min)	Fire total duration (min)	Maximum temperatures (° C)	Average temperatures during flame phase (° C)	Atmospheric humidity (%)	Wind speed (m/s)	Amount of charcoal (>4mm)	Amount of coniferous charcoal fragments (>4mm)	Amount of deciduous charcoal fragments (>4mm)	Amount of indeterminate charcoal fragments (>4mm)	Ratio Fragments of <i>Picea</i> sp. Charcoal (>4mm)
1_2016_Cap_Espenberg	Cape Espenberg	Driftwood	Fat	Seal	None	Coated	3070	29	0.28	-	-	-	-	-	-	-	191	36	72	83	0.188481675
1_2017_Cap_Espenberg	Cape Espenberg	Driftwood	None	None	None	None	3120	34	0.26	60	82	142	992	562	86	2.3	156	46	110	0	0.294871795
10_2016_Cap_Espenberg	Cape Espenberg	Driftwood	None	None	None	None	2900	32	0.21	41	39	80	901,1	393	80	4.8	77	4	60	0	0.051948052
10_2017_Cap_Espenberg	Cape Espenberg	Driftwood	Fat	Seal	Caribou	Coated	3080	33	0.27	65	82	147	1095	675	73	2.5	55	37	18	0	0.672727273
11_2017_Cap_Espenberg	Cape Espenberg	Driftwood	Fat	Seal	Caribou	Coated	3050	30	0.24	65	46	111	1100	557	90	3.5	107	25	82	0	0.23364486
12_2017_Cap_Espenberg	Cape Espenberg	Driftwood	Fat	Seal	Caribou	Coated	3080	34	0.23	65	35	100	887	555	82	5	31	18	13	0	0.580645161
13_2017_Cap_Espenberg	Cape Espenberg	Driftwood	Fat	Seal	None	Coated	3160	30	0.20	95	140	235	901	557	87	1.5	114	27	87	0	0.236842105
14_2017_Cap_Espenberg	Cape Espenberg	Driftwood	Fat	Seal	None	Coated	3320	31	0.26	70	127	197	1229	526	73	1	130	33	96	1	0.253846154
15_2017_Cap_Espenberg	Cape Espenberg	Driftwood	Fat	Seal	None	Coated	3030	36	0.25	75	75	150	1081	570	90	0.8	25	8	17	0	0.32
16_2017_Cap_Espenberg	Cape Espenberg	Driftwood	Fat	Seal	None	Coated	3040	34	0.24	55	100	155	1148	466	64	4.2	10	8	2	0	0.8
17_2017_Cap_Espenberg	Cape Espenberg	Driftwood	Fat	Seal	None	Coated	3100	35	0.24	60	98	158	924	466	77	3	15	6	9	0	0.4
18_2017_Cap_Espenberg	Cape Espenberg	Driftwood	Fat	Seal	None	Coated	3230	34	0.23	65	83	148	960	602	73	5	-	-	-	-	-
19_2017_Cap_Espenberg	Cape Espenberg	Driftwood	None	None	Caribou	None	3190	30	0.24	80	121	201	858	387	87	1.5	194	48	146	0	0.24742268
2_2016_Cap_Espenberg	Cape Espenberg	Driftwood	Fat	Seal	None	Coated	3360	30	0.29	73	112	185	745,1	477	67	4.2	157	32	90	35	0.203821656
2_2017_Cap_Espenberg	Cape Espenberg	Driftwood	None	None	None	None	3260	33	0.25	70	74	144	1182	630	73	2	167	58	109	0	0.347305389
20_2017_Cap_Espenberg	Cape Espenberg	Driftwood	None	None	Caribou	None	3120	31	0.24	80	80	160	809	438	73	1	158	51	107	0	0.32278481
21_2017_Cap_Espenberg	Cape Espenberg	Driftwood	None	None	Caribou	None	2940	36	0.26	65	65	130	889	471	90	0.8	178	79	99	0	0.443820225
22_2017_Cap_Espenberg	Cape Espenberg	Driftwood	None	None	Caribou	None	3400	34	0.24	55	65	120	968	465	64	4.2	99	23	76	0	0.232323232
23_2017_Cap_Espenberg	Cape Espenberg	Driftwood	None	None	Caribou	None	2920	35	0.21	70	78	148	974	471	77	3	70	10	60	0	0.142857143
24_2017_Cap_Espenberg	Cape Espenberg	Driftwood	None	None	Caribou	None	3310	34	0.26	65	71	136	945	464	73	5	48	8	38	2	0.166666667

#ID	Experimental conditions	Wood	Fat	Type of Fat	Bones	Addition of fat	Initial mass of wood (g.)	Wood moisture (%)	Ratio <i>Picea</i> (g.) / Total Wood Mass	Flame phase duration (min)	Pyrolysis phase duration (min)	Fire total duration (min)	Maximum temperatures (° C)	Average temperatures during flame phase (° C)	Atmospheric humidity (%)	Wind speed (m/s)	Amount of charcoal (>4mm)	Amount of coniferous charcoal fragments (>4mm)	Amount of deciduous charcoal fragments (>4mm)	Amount of indeterminate charcoal fragments (>4mm)	Ratio Fragments of <i>Picea</i> sp. Charcoal (>4mm)
3_2016_Cap_Espenberg	Cape Espenberg	Driftwood	Fat	Seal	None	Coated	2860	35	0.23	73	82	155	764,8	506	79	4.5	42	9	14	19	0.214285714
3_2017_Cap_Espenberg	Cape Espenberg	Driftwood	None	None	None	None	3140	35	0.22	65	97	162	996	608	76	3	59	31	28	0	0.525423729
4_2016_Cap_Espenberg	Cape Espenberg	Driftwood	Fat	Seal	None	Coated	3290	32	0.26	71	104	175	769,35	601	64	1.5	188	25	152	5	0.132978723
4_2017_Cap_Espenberg	Cape Espenberg	Driftwood	None	None	None	None	3170	33	0.22	65	50	115	946	672	73	2.5	79	25	54	0	0.316455696
5_2016_Cap_Espenberg	Cape Espenberg	Driftwood	Fat	Seal	None	Coated	2870	29	0.21	73	67	140	947,2	580	57	2.3	53	6	46	0	0.113207547
5_2017_Cap_Espenberg	Cape Espenberg	Driftwood	None	None	None	None	3020	33	0.25	36	68	104	828	541	68	5	114	51	63	0	0.447368421
6_2016_Cap_Espenberg	Cape Espenberg	Driftwood	None	None	None	None	2980	32	0.27	100	100	200	842	438	_	_	173	29	132	12	0.167630058
6_2017_Cap_Espenberg	Cape Espenberg	Driftwood	None	None	None	None	3171	33	0.24	50	40	90	939	612	84	5.5	105	34	71	0	0.323809524
7_2016_Cap_Espenberg	Cape Espenberg	Driftwood	None	None	None	None	2750	31	0.21	60	65	125	731,5	444	79	4.5	194	32	147	15	0.164948454
7_2017_Cap_Espenberg	Cape Espenberg	Driftwood	Fat	Seal	Caribou	Coated	3220	32	0.22	60	90	150	932	632	86	2.3	173	53	120	0	0.306358382
8_2016_Cap_Espenberg	Cape Espenberg	Driftwood	None	None	None	None	3010	31	0.25	60	150	210	578,5	390	75	1.2	25	4	15	6	0.16
8_2017_Cap_Espenberg	Cape Espenberg	Driftwood	Fat	Seal	Caribou	Coated	3210	32	0.24	75	85	160	1063	568	73	2	92	33	59	0	0.358695652
9_2016_Cap_Espenberg	Cape Espenberg	Driftwood	None	None	None	None	3250	33	0.25	50	75	125	661,5	530	70	0.8	171	61	83	6	0.356725146
9_2017_Cap_Espenberg	Cape Espenberg	Driftwood	Fat	Seal	Caribou	Coated	3160	34	0.24	75	107	182	1194	552	76	3	62	24	38	0	0.387096774
1_2014_Laboratoire	Laboratory	Driftwood	None	None	None	None	877	10.54	0.24	28	111	139	447	305	_	_	115	22	86	1	_
2_2014_Laboratoire	Laboratory	Driftwood	None	None	None	None	871	10.55	0.23	33	77	110	569	406	_	_	23	0	12	5	0.00
3_2014_Laboratoire	Laboratory	Driftwood	None	None	None	None	871	10.55	0.21	36	94	130	486	358	_	_	37	4	11	10	0.027027027
4_2014_Laboratoire	Laboratory	Driftwood	Fat	Pork	None	Soaked	873	10.55	0.22	40	116	156	494	342	_	_	102	5	95	2	_
5_2014_Laboratoire	Laboratory	Driftwood	Fat	Pork	None	Soaked	874	10.55	0.24	40	100	140	606	408	_	_	53	14	20	11	0.26
6_2014_Laboratoire	Laboratory	Driftwood	Fat	Pork	None	Soaked	862	10.55	0.23	45	106	151	571	369	_	_	65	6	26	16	0.030769231
A_2016_Laboratoire	Laboratory	Non-drifted wood	None	None	None	None	590	13	0.17	42	83	125	549	382	_	_	167	40	94	4	0.131736527
B_2016_Laboratoire	Laboratory	Non-drifted wood	None	None	None	None	567	13	0.17	40	125	165	587	398	_	_	160	20	132	19	0.05

#ID	Experimental conditions	Wood	Fat	Type of Fat	Bones	Addition of fat	Initial mass of wood (g.)	Wood moisture (%)	Ratio <i>Picea</i> (g.) / Total Wood Mass	Flame phase duration (min)	Pyrolysis phase duration (min)	Fire total duration (min)	Maximum temperatures (° C)	Average temperatures during flame phase (° C)	Atmospheric humidity (%)	Wind speed (m/s)	Amount of charcoal (>4mm)	Amount of coniferous charcoal fragments (>4mm)	Amount of deciduous charcoal fragments (>4mm)	Amount of indeterminate charcoal fragments (>4mm)	Ratio Fragments of <i>Picea</i> sp. Charcoal (>4mm)
C_2016_Laboratoire	Laboratory	Non-drifted wood	None	None	None	None	592	13	0.17	33	97	130	556	400	-	-	184	33	144	29	0.027173913
D_2016_Laboratoire	Laboratory	Non-drifted wood	None	None	None	None	590	13	0.17	32	83	115	611,25	435	-	-	166	35	123	0	0.114457831
E_2016_Laboratoire	Laboratory	Non-drifted wood	None	None	None	None	586	13	0.17	35	125	160	493,13	344	-	-	164	25	123	0	0.024390244
F_2016_Laboratoire	Laboratory	Non-drifted wood	Fat	Pork	None	Soaked	593	13	0.16	50	140	190	572	393	-	-	172	30	112	35	0.029069767
G_2016_Laboratoire	Laboratory	Non-drifted wood	Fat	Pork	None	Soaked	597	13	0.17	50	90	140	634	366	-	-	159	28	122	28	0.031446541
H_2016_Laboratoire	Laboratory	Non-drifted wood	Fat	Pork	None	Soaked	590	13	0.17	35	105	140	495	387	-	-	184	32	130	32	0.02173913
I_2016_Laboratoire	Laboratory	Non-drifted wood	Fat	Pork	None	Soaked	596	13	0.16	33	92	125	516	366	-	-	224	44	167	0	0.049107143
J_2016_Laboratoire	Laboratory	Non-drifted wood	Fat	Pork	None	Soaked	592	13	0.17	35	110	145	457	282	-	-	246	26	190	0	0.06097561
K_2016_Laboratoire	Laboratory	Non-drifted wood	Fat	Pork	None	Coated	590	13	0.16	34	81	115	458	348	-	-	175	24	111	41	0.022857143
L_2016_Laboratoire	Laboratory	Non-drifted wood	Fat	Pork	None	Coated	595	13	0.16	35	110	145	525	399	-	-	144	24	91	38	0.055555556
M_2016_Laboratoire	Laboratory	Non-drifted wood	Fat	Pork	None	Coated	585	13	0.17	33	117	150	581	466	-	-	168	21	105	48	0.011904762
N_2016_Laboratoire	Laboratory	Non-drifted wood	Fat	Pork	None	Coated	593	13	0.17	30	135	165	446	320	-	-	205	40	136	0	0.048780488
O_2016_Laboratoire	Laboratory	Non-drifted wood	Fat	Pork	None	Coated	593	13	0.16	35	140	175	415	299	-	-	243	-	-	-	-

Table 5: Results from the outdoors experiments and their values (32 individuals x 4 variables) used for the multidimensional analysis ; the measured variables (amount of charcoal, fire duration and temperatures) were each grouped into two classes separated by the median of Cape Espenberg observations

#ID	Fat	Fire duration (min)	Max. Temperatures (°C)	Charcoal fragments (> 4mm)
1_2017_Cap_Espenberg	None	Short fire	High Temperature	Lots of charcoal
10_2016_Cap_Espenberg	None	Short fire	Medium Temperature	Few charcoal
10_2017_Cap_Espenberg	Fat	Short fire	High Temperature	Few charcoal
11_2017_Cap_Espenberg	Fat	Short fire	High Temperature	Lots of charcoal
12_2017_Cap_Espenberg	Fat	Short fire	Medium Temperature	Few charcoal
13_2017_Cap_Espenberg	Fat	Long fire	Medium Temperature	Lots of charcoal
14_2017_Cap_Espenberg	Fat	Long fire	High Temperature	Lots of charcoal
15_2017_Cap_Espenberg	Fat	Long fire	High Temperature	Few charcoal
16_2017_Cap_Espenberg	Fat	Long fire	High Temperature	Few charcoal
17_2017_Cap_Espenberg	Fat	Long fire	Medium Temperature	Few charcoal
19_2017_Cap_Espenberg	None	Long fire	Medium Temperature	Lots of charcoal
2_2016_Cap_Espenberg	Fat	Long fire	Medium Temperature	Lots of charcoal
2_2017_Cap_Espenberg	None	Short fire	High Temperature	Lots of charcoal
20_2017_Cap_Espenberg	None	Long fire	Medium Temperature	Lots of charcoal
21_2017_Cap_Espenberg	None	Short fire	Medium Temperature	Lots of charcoal
22_2017_Cap_Espenberg	None	Short fire	High Temperature	Few charcoal
23_2017_Cap_Espenberg	None	Short fire	High Temperature	Few charcoal
24_2017_Cap_Espenberg	None	Short fire	High Temperature	Few charcoal
3_2016_Cap_Espenberg	Fat	Long fire	Medium Temperature	Few charcoal
3_2017_Cap_Espenberg	None	Long fire	High Temperature	Few charcoal
4_2016_Cap_Espenberg	Fat	Long fire	Medium Temperature	Lots of charcoal
4_2017_Cap_Espenberg	None	Short fire	High Temperature	Few charcoal
5_2016_Cap_Espenberg	Fat	Short fire	High Temperature	Few charcoal
5_2017_Cap_Espenberg	None	Short fire	Medium Temperature	Lots of charcoal
6_2016_Cap_Espenberg	None	Long fire	Medium Temperature	Lots of charcoal
6_2017_Cap_Espenberg	None	Short fire	Medium Temperature	Few charcoal
7_2016_Cap_Espenberg	None	Short fire	Medium Temperature	Lots of charcoal
7_2017_Cap_Espenberg	Fat	Long fire	Medium Temperature	Lots of charcoal
8_2016_Cap_Espenberg	None	Long fire	Medium Temperature	Few charcoal
8_2017_Cap_Espenberg	Fat	Long fire	High Temperature	Few charcoal
9_2016_Cap_Espenberg	None	Short fire	Medium Temperature	Lots of charcoal
9_2017_Cap_Espenberg	Fat	Long fire	High Temperature	Few charcoal

Table 6: Burt Table for the 32 experimental outdoor fires at Cape Espenberg.  
 Framed in bold: the contingency matrices (Burt's table sub-tables) that gave us significant results

	Fat - No	Fat - Yes	Charcoal - A lot	Charcoal - Few	Duration - Shorter	Duration - Longer	Temperatures - High	Temperatures - Medium
<b>Fat-No</b>	17	0	9	8	12	5	7	10
<b>Fat-Yes</b>	0	15	6	9	4	11	8	7
<b>Charcoal-A lot</b>	9	6	15	0	7	8	4	11
<b>Charcoal -Few</b>	8	9	0	17	9	8	11	6
<b>Duration-Shorter</b>	12	4	7	9	16	0	9	7
<b>Duration-Longer</b>	5	11	8	8	0	16	6	10
<b>Temperatures -High</b>	7	8	4	11	9	6	15	0
<b>Temperatures -Medium</b>	10	7	11	6	7	10	0	17

Table 7: Chi-square test on different values tested statistically for the 32 experimental outdoor fires at Cape Espenberg

Tests (null hypothesis tested: there is no link between rows and columns)	Variables	“Temperatures” and “Amount of charcoal”	“Fat” and “Fire duration”	“Fat” and “Amount of charcoal”	“Fat” and “Temperatures”
<b>Chi-Squared test</b> (with Yate's Correction for Continuity) ;	<b>Chi<sup>2</sup> (observed value)</b>	3.229	4.518	0.142	0.111
	<b>Chi<sup>2</sup> (critical value)</b>	2.706	2.706	2.706	2.706
	<b>DDL</b>	1	1	1	1
	<b>p-value (bilateral)</b>	0.072	0.034	0.706	0.739
	<b>Probability of rejecting the null hypothesis when it is actually true</b>	< 7.24% null hypothesis can be rejected (alpha 0.1)	< 3.35% null hypothesis can be rejected (alpha 0.05)	70.61% null hypothesis cannot be rejected	73.93% null hypothesis cannot be rejected
<b>Fisher's exact test</b>	<b>p-value (bilateral)</b>	0.042	0.032	0.502	0.723
	<b>Probability of rejecting the null hypothesis when it is actually true</b>	< 4.16% null hypothesis can be rejected (alpha 0.05)	< 3.20% null hypothesis can be rejected (alpha 0.05)	50.23% null hypothesis cannot be rejected	72.35% null hypothesis cannot be rejected

Table 8: Results from the laboratory experiments and their values (21 individuals x 4 variables) used for the multidimensional analysis ; the measured variables (amount of charcoal, fire duration and temperatures) were each grouped into two classes separated by the median of laboratory observations

#ID	Fat	Fire duration (min)	Max. Temperatures (°C)	Charcoal fragments (> 4mm)
1_2014_Laboratoire	None	Short fire	Medium temperature	Few charcoal
2_2014_Laboratoire	None	Short fire	High temperature	Few charcoal
3_2014_Laboratoire	None	Short fire	Medium temperature	Few charcoal
4_2014_Laboratoire	Fat	Long fire	Medium temperature	Few charcoal
5_2014_Laboratoire	Fat	Short fire	High temperature	Few charcoal
6_2014_Laboratoire	Fat	Long fire	High temperature	Few charcoal
A_2016_Laboratoire	None	Short fire	High temperature	Lots of charcoal
B_2016_Laboratoire	None	Long fire	High temperature	Few charcoal
C_2016_Laboratoire	None	Short fire	High temperature	Lots of charcoal
D_2016_Laboratoire	None	Short fire	High temperature	Few charcoal
E_2016_Laboratoire	None	Long fire	High temperature	Few charcoal
F_2016_Laboratoire	Fat	Long fire	High temperature	Lots of charcoal
G_2016_Laboratoire	Fat	Short fire	High temperature	Few charcoal
H_2016_Laboratoire	Fat	Short fire	Medium temperature	Lots of charcoal
I_2016_Laboratoire	Fat	Short fire	Medium temperature	Lots of charcoal
J_2016_Laboratoire	Fat	Long fire	Medium temperature	Lots of charcoal
K_2016_Laboratoire	Fat	Short fire	Medium temperature	Lots of charcoal
L_2016_Laboratoire	Fat	Long fire	Medium temperature	Few charcoal
M_2016_Laboratoire	Fat	Long fire	High temperature	Lots of charcoal
N_2016_Laboratoire	Fat	Long fire	Medium temperature	Lots of charcoal
O_2016_Laboratoire	Fat	Long fire	Medium temperature	Lots of charcoal



Table 9 : Mean calculated from the results of the experimental fires

<b>Outdoor Fires</b>	<b>Fire total duration (min)</b>	<b>Maximum temperatures (° C)</b>	<b>Average temperatures during flame phase (° C)</b>
Mean Driftwood + Fat (n=15)	159	1043	556
Mean Driftwood only (n=17)	141	936	501

<b>Laboratory Fires</b>	<b>Fire total duration (min)</b>	<b>Maximum temperatures (° C)</b>	<b>Average temperatures during flame phase (° C)</b>
Mean Driftwood + Fat (n=3)	149	557	373
Mean Driftwood only (n=3)	126	501	356
Mean Non-drifted wood + Fat (n=10)	149	510	363
Mean non-drifted wood only (n=5)	139	559	392
Mean all wood + fat (n=13)	149	521	365
Mean all wood only (n=8)	134	537	378.5

Table 10: Observations after our experiments, concerning all types of fuels used

Fires  Variables	Laboratory conditions		Outdoor conditions		
	Driftwood + Pork fat <i>versus</i> Driftwood only	Non-drifted wood + Pork fat <i>versus</i> Non-drifted wood only	Driftwood + Seal oil <i>versus</i> Driftwood only	Driftwood + Caribou bones <i>versus</i> Driftwood only	Driftwood + Seal oil + Caribou bones <i>versus</i> Driftwood only
<b>Temperatures</b>	• Driftwood + Pork fat = Higher Temperature (56°C)	• Non-drifted wood + Pork fat: Lower Temperature (-48°C).	• Driftwood + Seal oil = Higher temperatures (107°C)	• Driftwood + Caribou bones = Lower temperatures	• Driftwood + Seal oil + Caribou bones = Higher temperatures reached abruptly
<b>Duration</b>	• Driftwood + Pork fat = Longer fire (23 min.)	• Non-drifted wood + Pork fat = Longer fire (10 min.)	• Driftwood + Seal oil = Longer Fire (±20 min)	• Driftwood + Caribou bones = Longer Fire (±10 min)	• Driftwood + Seal oil + Caribou bones = Longer Fire (±15 min)
<b>Charcoal preservation</b>	<ul style="list-style-type: none"> <li>• Driftwood + Pork fat = Higher residual mass (ashes and charcoals)</li> <li>• Driftwood + Pork fat = Larger and tougher 2mm- and 4mm charcoal</li> <li>• Driftwood + Pork fat = More deformation of the wood's anatomical structures</li> </ul>	<ul style="list-style-type: none"> <li>• Non-drifted wood + Pork fat = Higher residual mass (ashes and charcoals)</li> <li>• Non-drifted wood + Pork fat = Larger and tougher 2mm- and 4mm charcoal</li> <li>• Non-drifted wood + Pork fat = More deformation of the wood's anatomical structures</li> </ul>	<ul style="list-style-type: none"> <li>• Driftwood + Seal oil = Higher residual mass (charcoals)</li> <li>• Driftwood + Seal oil = Larger and tougher 2mm- and 4mm charcoal</li> <li>• Driftwood + Seal oil = More deformation of the wood's anatomical structures</li> </ul>	• <i>No difference</i>	• Driftwood + Seal oil + Caribou bones = More deformation of the wood's anatomical structures
<b>Taxa preservation</b>	• Driftwood + Pork fat = Better preservation of spruce ( <i>Picea</i> sp.) charcoal fragments	• <i>No difference</i>	• Driftwood + Seal oil = Better preservation of spruce ( <i>Picea</i> sp.) charcoal fragments	• <i>No difference</i>	• Driftwood + Seal oil + Caribou bones = Better preservation of spruce ( <i>Picea</i> sp.) charcoal fragments

Table 11: Comparison table between fires where fat has been added (wood fires are used as reference): ✓ variables that seem to be impacted by the addition of animal fat, ✗ variables that do not show any difference following the addition of animal fat

Fires Variables		Laboratory conditions		Outdoor conditions	
		Driftwood + Pork fat	Non-drifted wood + Pork fat	Driftwood + Seal oil	Driftwood + Seal oil + Caribou bones
<b>Temperatures</b>	Higher Temperature	✓	✗	✓	✓
<b>Duration</b>	Longer flame phase	✓	✓ when soaked ✗ when coated	✓	✓
	Longer Pyrolysis	✓	✓	✓	✓
	Longer fire	✓	✓	✓	✓
<b>Charcoal Fragmentation</b>	Better spruce preservation	✓	✗	✓	✓
<b>Charcoal Analysis</b>	Higher quantities of remains	✓	✓	✓	✗
	Higher deformation of wood's structures	✓	✓	✓	✓
	Fat-like substance deposits	✗	✗	✗	✗