



# Flexural strength improvement for structural glass A numerical study

R Hin, K. Cheng, V. Han, Fabrice Bernard, C Seang, V. Keryvin,  
Jean-Christophe Sangleboeuf

## ► To cite this version:

R Hin, K. Cheng, V. Han, Fabrice Bernard, C Seang, et al.. Flexural strength improvement for structural glass A numerical study. 4th International Conference on Construction and Building Engineering and 12th Regional Conference in Civil Engineering, ICONBUILD and RCCE 2019, Aug 2019, Langkawi, Malaysia. pp.012083, 10.1088/1757-899X/849/1/012083 . hal-02892630

**HAL Id: hal-02892630**

**<https://hal.science/hal-02892630>**

Submitted on 9 Jul 2020

**HAL** is a multi-disciplinary open access archive for the deposit and dissemination of scientific research documents, whether they are published or not. The documents may come from teaching and research institutions in France or abroad, or from public or private research centers.

L'archive ouverte pluridisciplinaire **HAL**, est destinée au dépôt et à la diffusion de documents scientifiques de niveau recherche, publiés ou non, émanant des établissements d'enseignement et de recherche français ou étrangers, des laboratoires publics ou privés.

PAPER • OPEN ACCESS

## Flexural strength improvement for structural glass: a numerical study

To cite this article: R Hin *et al* 2020 *IOP Conf. Ser.: Mater. Sci. Eng.* **849** 012083

View the [article online](#) for updates and enhancements.

# Flexural strength improvement for structural glass: a numerical study

**R Hin<sup>1,4</sup>, K Cheng<sup>1</sup>, V Han<sup>1</sup>, F Bernard<sup>2</sup>, C Seang<sup>1</sup>, V Keryvin<sup>3</sup>, J-C Sanglebœuf<sup>4</sup>**

<sup>1</sup> Institute of Technology of Cambodia, Russian Federation Blvd., P.O. Box 86, Phnom Penh, Cambodia.

<sup>2</sup> Institut National des Sciences Appliquées de Rennes, 20 avenue des Buttes de Coësmes 35708 Rennes France

<sup>3</sup> Institut de Recherche Dupuy de Lôme, University of South Brittany, UMR CNRS 6027, F-56321 Lorient, France

<sup>4</sup> Institute of Physics of Rennes, University of Rennes 1, UMR CNRS 6251, F-35042 Rennes, France


**Abstract.** Glass is generally known as a fragile material. It is sensible to the cracks created from manufacturing or contact damage. The strength of a perfect glass without crack could reach 10 GPa. By mean of strengthening such as thermal tempering, glass can be safely use for building as architectural elements and very limited to the structural elements. The authors have been developing glass strengthening methods and structural design for large scale glass beam. Some influencing factors are considered: material, premature crack effect, geometry of sample and bolt. The mechanical behaviour of glass is modelled as elastic-plastic material, which show significant results in glass-bolt contact problem. The crack length, size and position provide information of a critical angle that allow to govern the crack effect in the beam connection.

## 1. Introduction

In construction building, the usage of glass material increases remarkably for architectural elements and also structural elements. We can see some innovative glass structures such as the Apple Glass Cube canopy in New York [1], the renovated pavilion of the Eiffel Tower's first floor [2], etc. To be a primary structural element, glass need to sustain safely with high load and the glass connections must be able to transfer the load to other elements of building. In the flexural strength of a glass beam, the connection strength is predominant over the bearing capacity of the beam itself. According to the previous studies [3], the load-carrying of glass connection is still limited because of the local failure at the contact areas. Fractography analyses by using SEM observation shown that the interaction between the glass and metal assembly excites a flaw on the lateral surface of the glass's hole. Furthermore, the distribution of principle stresses is also an important factor. A study on the geometrical optimization of the bolt and hole shape shows that, the conical bolt with chamfered glass hole presents the maximum stresses 1.5 times higher than the stiff cylindrical bolt with cylindrical glass hole [4]. Some experiments on a monolithic annealed glass shown in figure 1 and figure 2 confirmed that the origin of failure is initiated from where the principle stresses reach the maximum value, that is at the angle of 90° from the contact loading direction. Underneath the glass-bolt contact, a high compressive stress field is generated where the favourable densification phenomena could occur [5]. On the other hand, an observation on the hole's surface shows that the drilling process induced some crack and important roughness on the lateral face of the hole. The machining with cemented carbide or diamond bits causes chatter cracks similar to a scratch event on a brittle material [6]. The crack diameter is in a range of




300-400 $\mu\text{m}$  [7]. This machining default is the main factor controlling the strength of glass-bolt connection. The polishing [8] and ion exchange [9] processes could decrease the crack size and thus improve the connection strength. The authors aim to study on the effects of connection conditions on the bearing capacity of the glass beam.



**Figure 2.** Glass-Bolt connection test: (a) testing assembly, (b) tested sample, (c) failure observation.



**Figure 1.** Glass drilling process.



**Figure 3.** Glass hole strengthening by chemical tempering.

## 2. Methodology

The current studies are conducted to understand the behaviour of the glass-bolt connection and a way to improve its capacity. Some influencing factors are considered: material, premature crack effect, geometry of sample and bolt. Base on the 2-dimensional finite element analysis, the results of simulations such as the intermediate (middle) principal stress, are compared for a given loading.

### 2.1. Material

The common glass used in building is soda-lime-silica glass. Its macroscopic mechanical behaviour is known as isotropic elastic linear with Young modulus of 72 GPa and Poisson ratio of 0.21 [10]. The glass's strength is not intrinsic property because of the surface's flaws from which the glass failure is almost unpredictable. Though, a microscopic observation shows some permanent deformation without failure on a scratched glass's surface. There are two mechanisms involving in this deformation: densification and shear flow. According to Rouxel *et al.* [11], the initial densification threshold pressure of the soda-lime-silica glass is 3 GPa and the saturation level of densification is 6.3%. The shear flow threshold was identified by comparing the numerical simulations with a constitutive model of Keryvin *et al.* [12] and the experimental load-displacement curves and imprints of nano-indentations and nano-scratches. The equivalent yield strength is found to 3.81 GPa [13]. Due to the difficulty of numerical solution for a fully modelled behaviour of glass and small amount of the densification effect comparing to the global mechanical responses, the authors simplify the mechanical behaviour of the glass to be elastic linear and perfectly plastic with the yield strength of 3.81 GPa. The contact behaviour between glass and metal bolt is a hard contact with friction coefficient of 0.2.

## 2.2. Glass strengthening effect

Thermal and chemical tempering strengthens the glass by introducing the residual stresses in the glass volume. A chemical tempering by ion exchange modifies the composition of the glass from the surface to a deep less than 100 $\mu$ m ([14], [15]). This gradient of properties is assumed to have less effect on the study. The only one effect of the strengthening is the residual stresses. The surface's compressive stresses induced by thermal and chemical strengthening are respectively 100 MPa and 250 MPa with the respective depths of one-fifth of the glass thickness and 90 $\mu$ m [16].

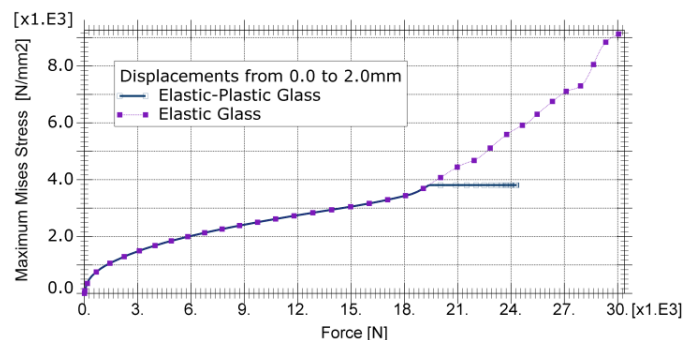
## 2.3. Geometry and numerical modelling

The glass specimen's size is 150mm x 300mm x 12mm with two holes of diameter of 12mm drilled along the centre axis and the diameter of bolt is 10 mm. The crack's opening is fixed  $a = 0.050$  mm and the its depth,  $b = [0.000 : 0.750]$  mm, is a parameter for glass strength observations. Another parameter from the premature crack is its position comparing to the loading direction, that is studied between 0° to 90°. Since the geometry and loading are symmetric for the axes perpendicular to the loading direction, the sample and bolt are modelled as a perforated square contacted to a circle. The meshes are gradually changed size from 0.170 mm to 6.00 mm with a 4-node bilinear plane stress quadrilateral, reduced integration, hourglass control, CPS4R mesh type.

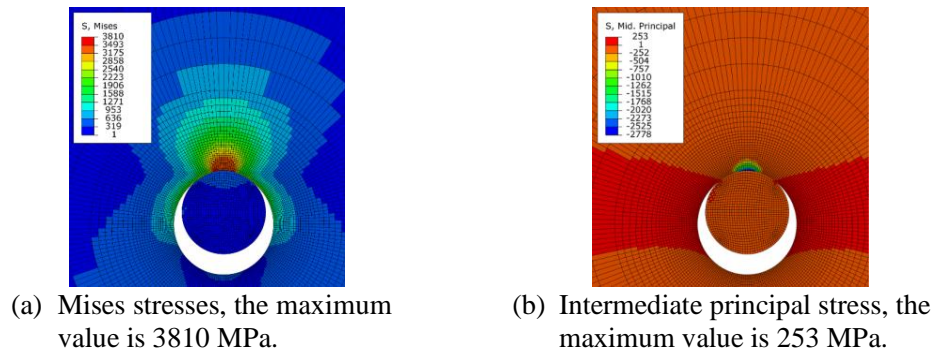
## 3. Results and discussion

### 3.1. Mechanical properties of glass

The figure 4 shows the relationship between loading value and the corresponding maximum Mises stress in the sample. The properties of glass are discussed: purely elastic and elastic perfectly plastic. Prior to the shear threshold (3.810 GPa), the Mises stress-force responses of both cases are identical. However, from that point forward, it is obvious that the very small amount of plastic zone (figure 5.a.) need to be taken into account in the glass material modelling. In addition, we observed that the middle principal stresses illustrate the tensile stress field that would initiate the failure more clearer than the Mises stress (figure 5.b. and figure 6).



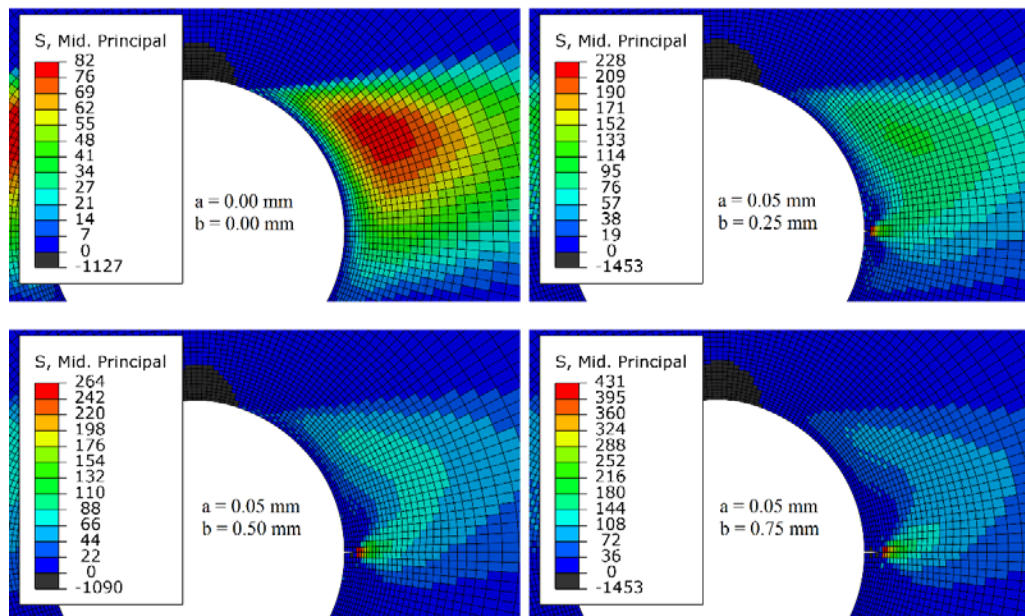
**Figure 4.** Comparison of Mises stress - Force responses of different behaviours of the glass sample. Loading by the imposed displacement on the perimeter of bolt.



**Figure 5.** Stresses distributions in the glass for elastic-plastic behaviour with yield strength of 3810 MPa. The images in (a) and (b) are captured at the same time increment. The positive value of Mid. Principal stresses could be illustrated more clearer by graded more colours.

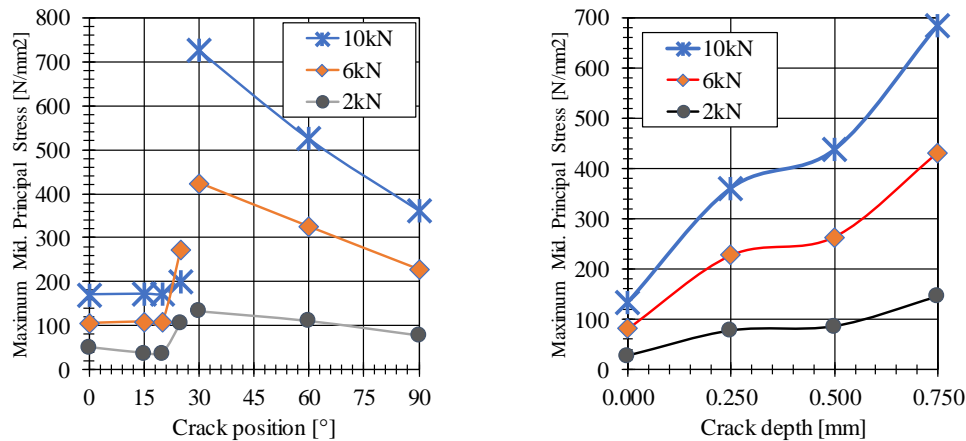
### 3.2. Effect of the premature crack

The parametric studies of the position and the depth of premature cracking along the perimeter of the glass hole are presented in figure 6 and figure 7. At a given load, the maximum value of the middle stresses presented in the glass increases importantly with the greater depth of the premature crack opening. On the other hand, the position of the crack comparing to the loading direction show two groups of tendency. The presence of a single crack at a vicinity of the contact area at an angle less than  $30^\circ$  has less effects on the glass failure. The region between  $15^\circ$  to  $30^\circ$  is where there are transitions of tensile and compressive zone due to the stress fields of the Hertzian contact and crack tip. The value of  $30^\circ$  is the critical angle which depends on the bolt-hole diameter ratio and the crack size and depth.



**Figure 6.** Intermediate (Mid.) principal stress distribution at load = 6kN on samples with different crack depth  $b$ . The crack openings are equal:  $a = 0.05$  mm.





**Figure 7.** Observation on the maximum value of intermediate (Mid.) principal stresses for samples with different factors: (left) crack position of a 0.250 mm depth comparing to the loading direction, (right) cracks depth at 90° crack position.

#### 4. Summary and conclusion

The studies have shown some important results for understanding and improving the flexural behaviour of structural glass. It is very important to model the plastic behaviour for glass material in the glass-bolt contact problem. In order to observe or compare the stress field in glass material that present very limited plastic zone, the intermediate principle stress is a better criterion comparing to the Mises stress. On the other hand, the crack length is predominant in failure mechanisms, which could be minimize thanks to the compressive residual stresses, e.g. in a tempered glass. The surface compressive stresses prevent crack's growth unless the external tensile stresses overpass their values. However, it is a challenge to model the effect of tempering in glass. The profiles of the residual stresses at the edge of a tempered glass, especially around a hole, are more appropriate with the 3-D modelling than the 2-D one. Another method to improve the glass connection strength is to govern the contact surface between the bolt and the glass's hole. The critical angle of 30° could be modified since the Hertzian contact provides stresses distribution depending on the radii of the both surfaces. It could be also suppressed by introducing multiple contact surfaces along the hole's perimeter.

#### Acknowledgments

The authors gratefully acknowledge financial support from the Royal Government of Cambodia.

#### References

- [1] O'Callaghan J, Bostick C, 2012. *The Apple Glass Cube: Version 2.0*. Challenging Glass 3 – Conference on Architectural and Structural Application of Glass.
- [2] Leduc N, Raynaud J, Baldassini N, 2012. *Project for the Eiffel Tower: Constructive Geometry*. Challenging Glass 3 – Conference on Architectural and Structural Application of Glass.
- [3] Bernard F, Daudeville L, 2009. *Point fixings in annealed and tempered glass structures: Modeling and optimization of bolted connections*. Eng. Struct. **31** 946–55.
- [4] Cheng K, Hin R, Han V, Bernard F, 2019. *Development of Connection of Glass Beam: A Numerical Study*. Tech. Sci. Res. J. **6** (preprint-0609).
- [5] Keryvin V, Charleux L, Hin R, Guin JP, Sanglebœuf JC 2017. *Mechanical behaviour of fully densified silica glass under Vickers indentation*. Acta Mat. **129** 492–9.

- [6] Graham J, 1972. *Damage induced by a sliding diamond – an approach to hard rock drilling*. Rock mechanics **4**(4) 192-202.
- [7] Kim HH, Chung S, Kim SC, Jee WH, Chung SC, 2006. *Condition monitoring of micro-drilling processes on glass by using machine vision*. Proceedings of the ASPE Challenges at the Intersection of Precision Engineering and Vacuum Technology, Pittsburgh, PA, USA, 1-2.
- [8] Datsiou KC, Hall D, Overend M, 2018. *Repair of soda-lime-silica glass*. Glass Struct. Eng. **3** 125-37.
- [9] Nordberg ME, Mochel EL, Garfinkel HM, Olcott JS, 1964. *Strengthening by ion exchange*. J. Am. Ceram. Soc. **47**(5) 215-9.
- [10] Yoshida S, Sanglebœuf JC, Rouxel T, 2005. *Quantitative evaluation of indentation-induced densification in glass*. J. Mat. Res., **20**(12), 3404-12.
- [11] Rouxel T, Ji H, Keryvin V, Hammouda T, Yoshida S, 2008. *Poisson's Ratio and the Glass Network Topology-Relevance to High Pressure Densification and Indentation Behavior*. Adv. Mat. Res., **39** 137-46.
- [12] Keryvin V, Meng JX, Gicquel S, Guin JP, Charleux L, Sanglebœuf JC, Pilvin P, Rouxel P, Le Quilliec G, 2014. *Constitutive modeling of the densification process in silica glass under hydrostatic compression*. Acta Mat., **62**(1) 250-7.
- [13] Hin R, 2017. *Comportement à l'indentation et à la rayure de verres métalliques et silicatés*. Matériaux. Université Rennes 1, NNT : 2017REN1S141ff. tel-01818097
- [14] Kistler SS, 1962, *Stresses in glass produced by nonuniform exchange of monovalent ions*. J. Am. Ceram. Soc., **45**(2) 59–68.
- [15] Abrisa Technologies. 2011. *Glass strengthening*. Technical Report 877, Abrisa Technologies, Santa Paula, CA 93060.
- [16] Gy R, 2008, *Ion exchange for glass strengthening*. Mat. Sci. Eng. B: Solid-State Mat. for Adv. Tech., **149**(2) 159–165.
- [17] Nielson JH, 2009. *Tempered glass: bolted connections and related Problems*. PhD Thesis. Danmarks Tekniske Universitet.