

Dimension reduction and surrogate-modelling for uncertain auto-igniting flame simulations

Guilhem LAVABRE, Olivier GICQUEL, Ronan VICQUELIN
guilhem.lavabre@centralesupelec.fr


Laboratoire EM2C, CNRS, CentraleSupélec, Université Paris-Saclay

25/06/2020

A few words about combustion

A few words about combustion

A range of applications



Independence from fossil fuels

- Non-hydrocarbon fuels (e.g. Hydrogen-based)
- Bio-fuels

Risks and safety

- Extinction and ignition
- Transition towards detonation
- Wildfire propagation

Process improvement

- Pollutants prediction and reduction (Soot particules and NO_x)
- Lean combustion
- Thermo-acoustic instabilities
- Plasma-assisted combustion


Transverse tools

- Experimental setups and diagnostics
- Simulation tools

An example of LES at EM2C

- Light-round ignition of the MICCA chamber^a
- TFLES and subgrid-scale wrinkling model, 2-step global chemistry
- 2M CPU-hours on 10000 cores

^aPhilip et al. 2014.



A few words about combustion

Why Large Eddy Simulation ?

For a typical jet flame simulation:

RANS

- ~ 10k cells
- 1 CPU-hour
- Limited to steady states, models a lot of things

⇒ Cheap, but no very precise

DNS

- ~ 10G cells
- 100M CPU-hour
- Resolves everything

⇒ Intractable for practical cases

LES

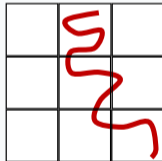
- ~ 10M cells
- 10k CPU-hour
- Captures unsteady phenomena and some details, models small scales

⇒ Sweet spot for combustion simulations

Resolution issue

Problem:

The flame front (~ 0.1 mm) is much thinner than the typical LES mesh cell (~ 1 mm)



Solution:

Subgrid-scale models

"Curse" of the chemistry

Problem:

- Fluid dynamics alone: 5 transport equations
- Fluid dynamics + CH_4 combustion: 57 transport equations + 325 reaction source terms

Solution:

Chemistry reduction methods

We need approximate models to deal with combustion in LES

We pay for accuracy while uncertainties can be significant

Possible consequences of a deterministic approach

- Difficult comparison of simulations and experiment
- Poor pollution prediction
- Untimely ignition or extinction

Uncertainty sources

- Fuel composition (e.g. bio-fuels)
- Geometry (injector, swirler...)
- Operating point (Temperature, pressure, flow rate...)
- Combustion and turbulence models
- Chemical kinetic mechanism

Chemistry only

- ^aSensitivity analysis on kinetic mechanisms
- ^bConsistency of a kinetic mechanism from a UQ standpoint, 102 Uncertain Parameters (UP)
- ^{cd}Uncertain H_2/O_2 mechanism

^aMiller and Frenklach 1983.

^bFrenklach, Packard, and Seiler 2002.

^cKonnov 2008.

^dBell et al. 2019.

Reactive CFD

- ^aLES, 1UP (chemical kinetics)
- ^bLES, 3UP (turbulence model)
- ^cRANS, 7UP (operating conditions)
- ^dRANS, 21UP (chemical kinetics)

The way forward

Complex UQ studies on LES

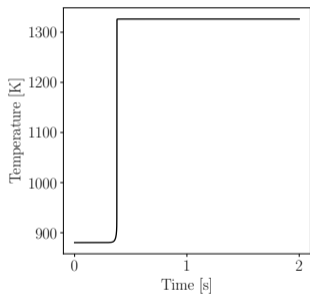
^aMueller, Iaccarino, and Pitsch 2013.

^bKhalil et al. 2015.

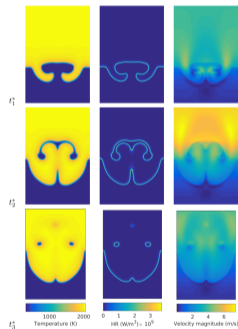
^cConstantine et al. 2015.

^dJi et al. 2019.

Nicolas DUMONT: Mostly theoretical work on 0D reactors, enables the use of chemistry tabulation for uncertain LES



Jan MATEU ARMENGOL: Parallel approach, up to 2D DNS



Goal of the study

Scaling up to handle 3D LES with uncertain chemistry

- 1 The case study
- 2 Reducing the physics
- 3 Reducing the uncertain dimension
- 4 Design of experiment for the unmitigated problem

The case study

Configuration

- Lifted H_2 diffusion flame in a vitiated co-flow
- Quantity of interest: Lift-off height

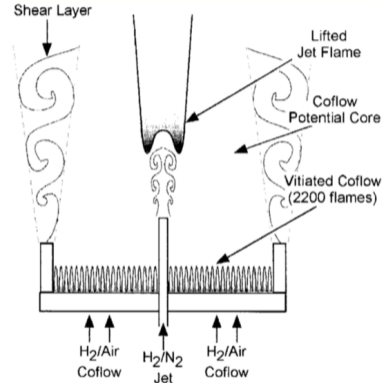
Why study this flame ?

- Simple flow configuration
- Flame stabilized in vitiated atmosphere
- Lift-off mainly piloted by auto-ignition delay^{ab}

^aCao, Pope, and Masri 2005.

^bMasri et al. 2004.

The Cabra^a setup




^aCabra et al. 2002.

The case study

LES of the Cabra- H_2 flame

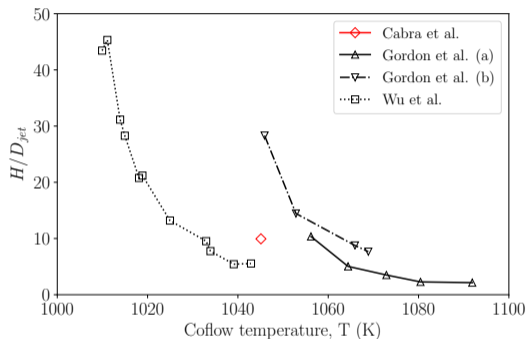
LES of the Cabra flame	
Mesh size	10M cells
CPU cost	10k hours
Turb. model	WALE
Comb. model	UFPV tabulation



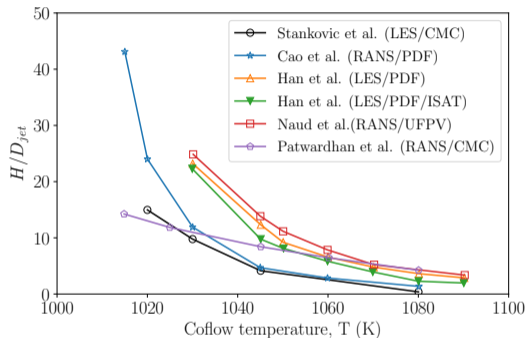
The case study

Variance of the QoI

In experiments^{abc}



In simulations^{abcde}



^a Cabra et al. 2002.

^b Gordon et al. 2007.

^c Wu, Masri, and Bilger 2006.

^a Stanković, Mastorakos, and Merci 2013.

^b Cao, Pope, and Masri 2005.

^c Han, Raman, and Chen 2016.

^d Naud et al. 2015.

^e Patwardhan et al. 2009.

Kinetic uncertainties

- Uncertain $H_2 - O_2$ kinetic mechanism: Konnov^a
- Log normal distributions (eq. 2) of Arrhenius rate constants
- The other kinetic parameters are constant
- 33 uncertain variables

^aKonnov 2008.

Arrhenius law:

$$k_j = A_j T^{\beta_j} \exp\left(\frac{-E_{a_j}}{RT}\right) \quad (1)$$

$$\xi_j = \frac{\ln(A_j/A_j^0)}{\frac{1}{3}\ln(UF_j)} \sim \mathcal{N}(0, 1), j = 1, \dots, 33 \quad (2)$$

Kinetic uncertainties

- Uncertain $H_2 - O_2$ kinetic mechanism: Konnov^a
- Log normal distributions (eq. 2) of Arrhenius rate constants
- The other kinetic parameters are constant
- 33 uncertain variables

^aKonnov 2008.

Arrhenius law:

$$k_j = A_j T^{\beta_j} \exp\left(\frac{-E_{a_j}}{RT}\right) \quad (1)$$

$$\xi_j = \frac{\ln(A_j/A_j^0)}{\frac{1}{3}\ln(UF_j)} \sim \mathcal{N}(0, 1), j = 1, \dots, 33 \quad (2)$$

Kinetic uncertainties

- Uncertain $H_2 - O_2$ kinetic mechanism: Konnov^a
- Log normal distributions (eq. 2) of Arrhenius rate constants
- The other kinetic parameters are constant
- 33 uncertain variables

^aKonnov 2008.

Arrhenius law:

$$k_j = A_j T^{\beta_j} \exp\left(\frac{-E_{a_j}}{RT}\right) \quad (1)$$

$$\xi_j = \frac{\ln(A_j/A_j^0)}{\frac{1}{3}\ln(UF_j)} \sim \mathcal{N}(0, 1), j = 1, \dots, 33 \quad (2)$$

Kinetic uncertainties

- Uncertain $H_2 - O_2$ kinetic mechanism: Konnov^a
- Log normal distributions (eq. 2) of Arrhenius rate constants
- The other kinetic parameters are constant
- 33 uncertain variables

^aKonnov 2008.

Arrhenius law:

$$k_j = A_j T^{\beta_j} \exp\left(\frac{-E_{a_j}}{RT}\right) \quad (1)$$

$$\xi_j = \frac{\ln(A_j/A_j^0)}{\frac{1}{3}\ln(UF_j)} \sim \mathcal{N}(0, 1), j = 1, \dots, 33 \quad (2)$$

Co-flow temperature uncertainty

- Cabra^a: 3% ($\pm 30K$) uncertainty on co-flow temperature
- Must be taken into account to compare the simulation with the experimental results
- Uniform distribution (eq. 3) of co-flow temperature

$$T \sim \mathcal{U}(T_{Min}, T_{Max}) \quad (3)$$

^aCabra et al. 2002.

Cost of the Monte-Carlo approach

- Unitary simulation cost: $\approx 10^4 h$
- Thumb-rule of the number of necessary runs with Monte-Carlo methods: 10^4
- Total cost of the "naive" approach: $10^8 h$

Cost-reduction levers

- Surrogate modelling:
Building a surrogate model of the configuration with a few points and resample it to obtain the statistics
- Uncertain-dimension reduction
⇒ Reduce the number of runs to build the surrogate

This study

Identifying a reduced set of uncertain variables and a surrogate modelling approach suitable for dealing with the case study.

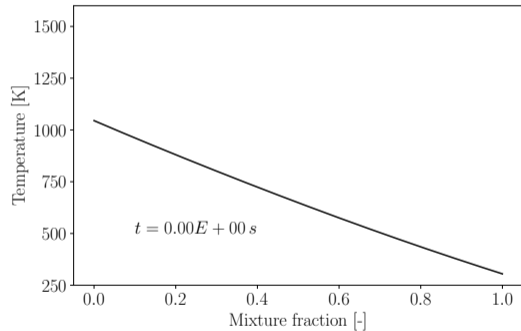
Reducing the physics

Auto-igniting diffusion flamelet - RP1

- Ihme et al.^a: Chemistry in Cabra flame well emulated with UFPV tabulation
- UFPV = Auto-igniting diffusion flamelets
- A UQ study on unsteady diffusion flamelets should be representative for kinetic uncertainties
- Computation time / sample: ~ 10 min

^aIhme and See 2010.

Auto-ignition of diffusion flamelet Konnov^a mechanism



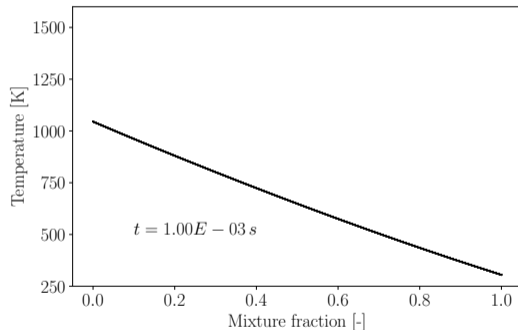
^aKonnov 2008.

Auto-igniting diffusion flamelet - RP1

- Ihme et al.^a: Chemistry in Cabra flame well emulated with UFPV tabulation
- UFPV = Auto-igniting diffusion flamelets
- A UQ study on unsteady diffusion flamelets should be representative for kinetic uncertainties
- Computation time / sample: ~ 10 min

^aIhme and See 2010.

Auto-ignition of diffusion flamelet Konnov^a mechanism



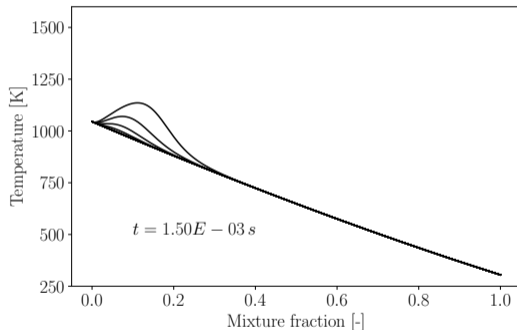
^aKonnov 2008.

Auto-igniting diffusion flamelet - RP1

- Ihme et al.^a: Chemistry in Cabra flame well emulated with UFPV tabulation
- UFPV = Auto-igniting diffusion flamelets
- A UQ study on unsteady diffusion flamelets should be representative for kinetic uncertainties
- Computation time / sample: ~ 10 min

^aIhme and See 2010.

Auto-ignition of diffusion flamelet Konnov^a mechanism



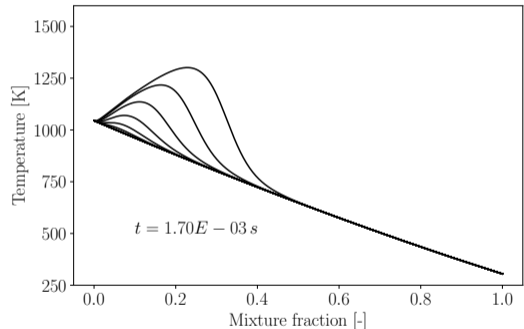
^aKonnov 2008.

Auto-igniting diffusion flamelet - RP1

- Ihme et al.^a: Chemistry in Cabra flame well emulated with UFPV tabulation
- UFPV = Auto-igniting diffusion flamelets
- A UQ study on unsteady diffusion flamelets should be representative for kinetic uncertainties
- Computation time / sample: ~ 10 min

^aIhme and See 2010.

Auto-ignition of diffusion flamelet Konnov^a mechanism



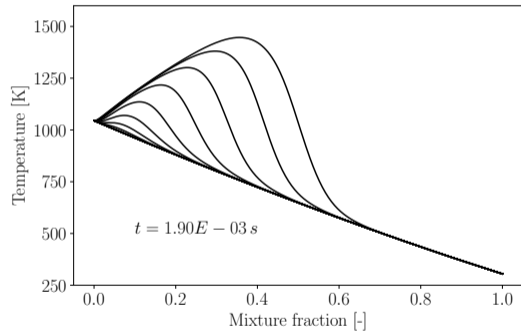
^aKonnov 2008.

Auto-igniting diffusion flamelet - RP1

- Ihme et al.^a: Chemistry in Cabra flame well emulated with UFPV tabulation
- UFPV = Auto-igniting diffusion flamelets
- A UQ study on unsteady diffusion flamelets should be representative for kinetic uncertainties
- Computation time / sample: ~ 10 min

^aIhme and See 2010.

Auto-ignition of diffusion flamelet Konnov^a mechanism



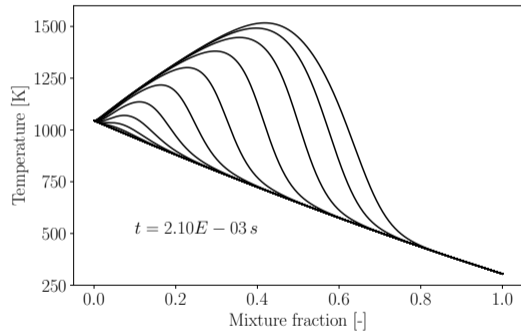
^aKonnov 2008.

Auto-igniting diffusion flamelet - RP1

- Ihme et al.^a: Chemistry in Cabra flame well emulated with UFPV tabulation
- UFPV = Auto-igniting diffusion flamelets
- A UQ study on unsteady diffusion flamelets should be representative for kinetic uncertainties
- Computation time / sample: ~ 10 min

^aIhme and See 2010.

Auto-ignition of diffusion flamelet Konnov^a mechanism



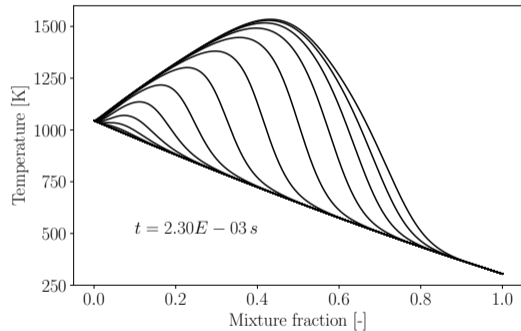
^aKonnov 2008.

Auto-igniting diffusion flamelet - RP1

- Ihme et al.^a: Chemistry in Cabra flame well emulated with UFPV tabulation
- UFPV = Auto-igniting diffusion flamelets
- A UQ study on unsteady diffusion flamelets should be representative for kinetic uncertainties
- Computation time / sample: ~ 10 min

^aIhme and See 2010.

Auto-ignition of diffusion flamelet Konnov^a mechanism



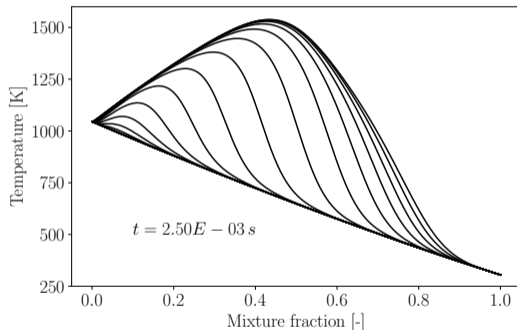
^aKonnov 2008.

Auto-igniting diffusion flamelet - RP1

- Ihme et al.^a: Chemistry in Cabra flame well emulated with UFPV tabulation
- UFPV = Auto-igniting diffusion flamelets
- A UQ study on unsteady diffusion flamelets should be representative for kinetic uncertainties
- Computation time / sample: ~ 10 min

^aIhme and See 2010.

Auto-ignition of diffusion flamelet Konnov^a mechanism



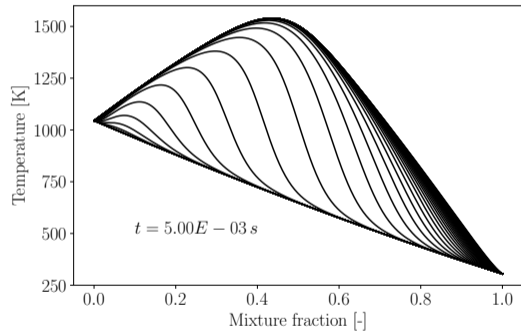
^aKonnov 2008.

Auto-igniting diffusion flamelet - RP1

- Ihme et al.^a: Chemistry in Cabra flame well emulated with UFPV tabulation
- UFPV = Auto-igniting diffusion flamelets
- A UQ study on unsteady diffusion flamelets should be representative for kinetic uncertainties
- Computation time / sample: ~ 10 min

^aIhme and See 2010.

Auto-ignition of diffusion flamelet Konnov^a mechanism



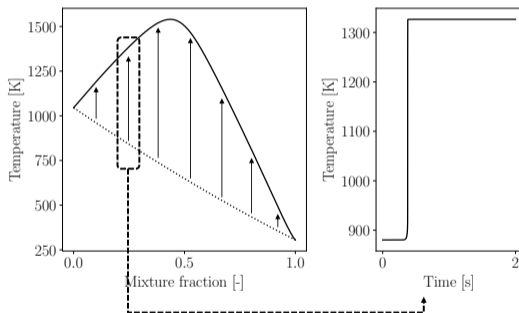
^aKonnov 2008.

Auto-igniting diffusion flamelet - RP1

- Ihme et al.^a: Chemistry in Cabra flame well emulated with UFPV tabulation
- UFPV = Auto-igniting diffusion flamelets
- A UQ study on unsteady diffusion flamelets should be representative for kinetic uncertainties
- Computation time / sample: ~ 10 min

^aIhme and See 2010.

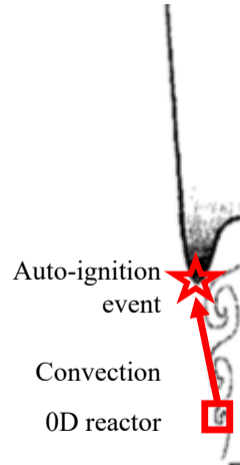
Auto-ignition of diffusion flamelet Konnov^a mechanism



^aKonnov 2008.

An even more reduced model: Homogeneous reactor - RP0

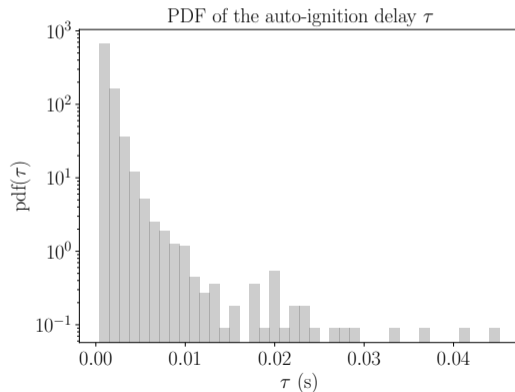
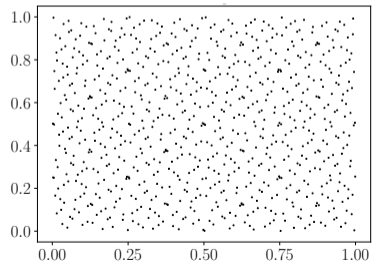
- Most reactive fuel/air ratio found in the flamelet model
- Very fuel lean, very hot
- The QoI becomes the auto-ignition delay time (τ)
- Computation time / sample: ~ 0.1 s



Quasi Monte-Carlo Sampling

10^5 samples drawn from the 34D Sobol sequence

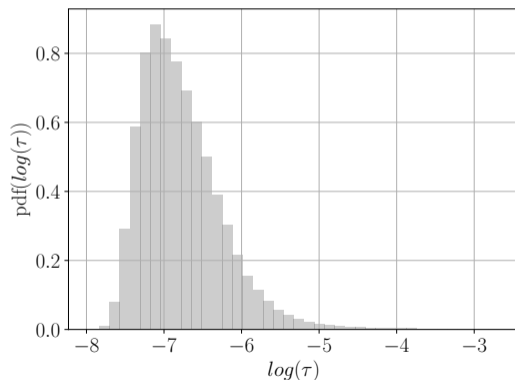
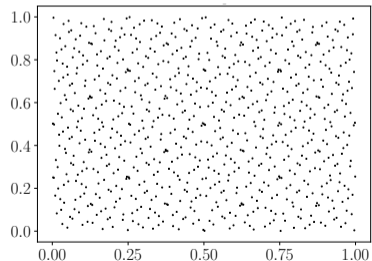
Illustration of a 2D Sobol sequence



Quasi Monte-Carlo Sampling

10^5 samples drawn from the 34D Sobol sequence

Illustration of a 2D Sobol sequence



Useful statistics

- mean:
1.40 ms
- Result of nominal simulation:
1.02 ms
- 95% confidence interval:
[0.54 ms, 4.1 ms]

A bit of perspective

- H_2/O_2 is one of the simplest/most studied mechanisms
- Here, CFD studies use kinetic mechanisms that are highly uncertain
- Depending on the case, confidence in CFD results should be carefully weighted

Reducing the uncertain dimension

Method 1: "Sobol" reduction

We use the Sobol' sensitivity indices (portions of the variance of the QoI explained by variables and groups of variables) to reduce the uncertain dimension.

Sobol-Hoeffding decomposition (hierarchical and orthogonal, unique):

$$F(\boldsymbol{\xi}) = \sum_{\iota \subseteq \mathcal{D}} F_{\iota}(\boldsymbol{\xi}_{\iota}) \quad (4)$$

Definition of Sobol indices:

$$\mathcal{S}_{\iota} = \frac{\mathbb{V}[F_{\iota}]}{\mathbb{V}[F]} \leq 1, \quad \sum_{\iota \subseteq \mathcal{D} \setminus \emptyset} \mathcal{S}_{\iota} = 1 \quad (5)$$

Method 1: "Sobol" reduction

We use the Sobol' sensitivity indices (portions of the variance of the QoI explained by variables and groups of variables) to reduce the uncertain dimension.

Sobol-Hoeffding decomposition for 2 variables:

$$F(\xi_1, \xi_2) = F_0 + F_1(\xi_1) + F_2(\xi_2) + F_{12}(\xi_1, \xi_2) \quad (4)$$

Definition of Sobol indices:

$$\mathcal{S}_\iota = \frac{\mathbb{V}[F_\iota]}{\mathbb{V}[F]} \leq 1, \quad \sum_{\iota \subseteq \mathcal{D} \setminus \emptyset} \mathcal{S}_\iota = 1 \quad (5)$$

Method 1: "Sobol" reduction

We use the Sobol' sensitivity indices (portions of the variance of the QoI explained by variables and groups of variables) to reduce the uncertain dimension.

Polynomial Chaos Expansion for 2 variables:

$$F(\xi_1, \xi_2) \approx \mathcal{P}(\xi_1, \xi_2) = \mathcal{P}_0 + \mathcal{P}_1(\xi_1) + \mathcal{P}_2(\xi_2) + \mathcal{P}_{12}(\xi_1, \xi_2) \quad (4)$$

Approximation of Sobol indices:

$$S_\iota = \frac{\mathbb{V}[F_\iota]}{\mathbb{V}[F]} \approx \frac{\mathbb{V}[\mathcal{P}_\iota]}{\mathbb{V}[\mathcal{P}]} \leq 1 \quad (5)$$

Obtaining the PCE of the auto-ignition delay

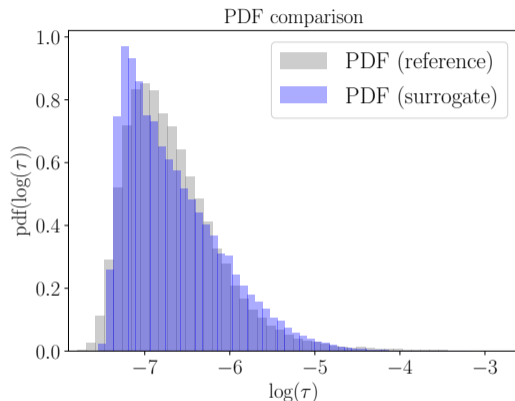
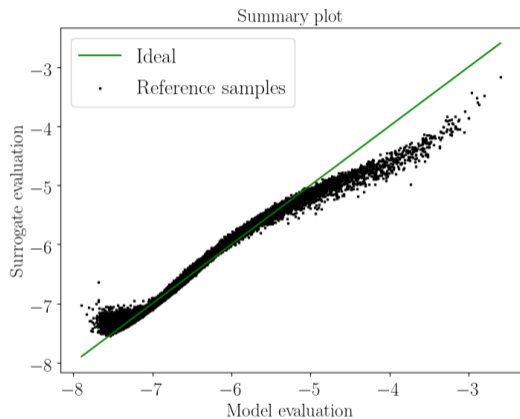
- We recycle the QMC samples already computed
- We generate a hybrid Legendre-Hermite polynomial basis of total order 2.
- We use a regression method to compute the PCE coefficients

What about the quality of the PCE ?

- The QoI may not be adequately emulated
- We need a proper validation of the PCE

Reducing the uncertain dimension

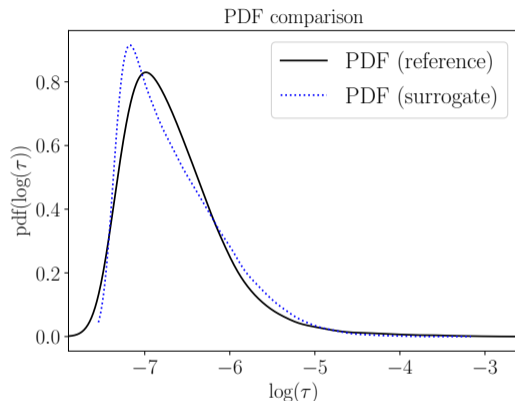
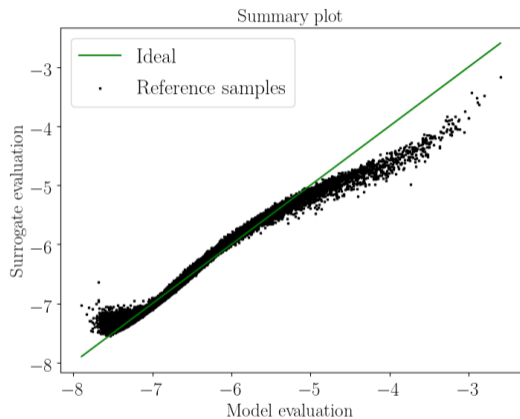
"Sobol" reduction



The surrogate is not ideal but it still captures the main feature of the distribution. Further validation will be necessary when reducing the uncertain dimension.

Reducing the uncertain dimension

"Sobol" reduction

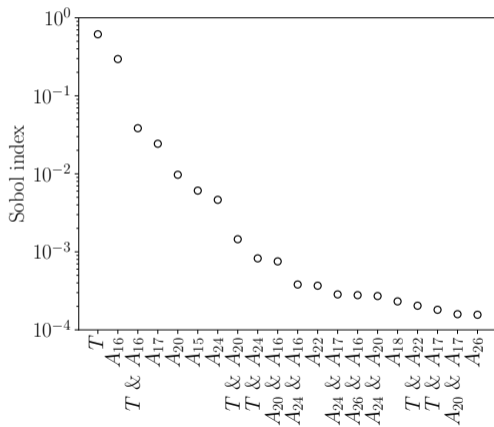


The surrogate is not ideal but it still captures the main feature of the distribution. Further validation will be necessary when reducing the uncertain dimension.

Reducing the uncertain dimension

"Sobol" reduction

We plot the first- and second-order Sobol indices of the QoI in decreasing order:



- **Temperature** uncertainty is predominant
- The uncertainty on the 16th reaction is next
 - $H + O_2 = OH + O$
 - Explained by very high sensitivity despite low uncertainty factor^a
 - Consistent with the literature^b

^a Masten, Hanson, and Bowman 1990.

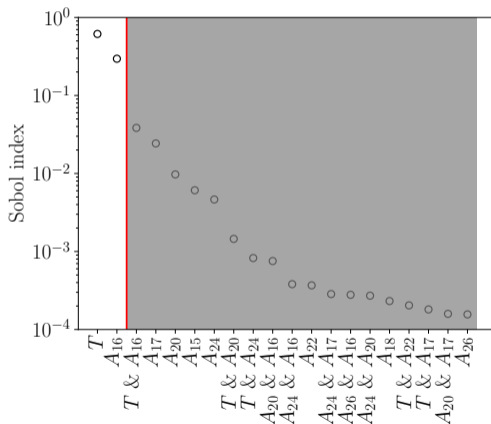
^b Ji et al. 2019.

Reducing the uncertain dimension

"Sobol" reduction

Selection of relevant uncertainties

- $\mathcal{S}_T \sim \mathcal{S}_{A_{16}}$
- Every other sobol indices are at least one order of magnitude lower

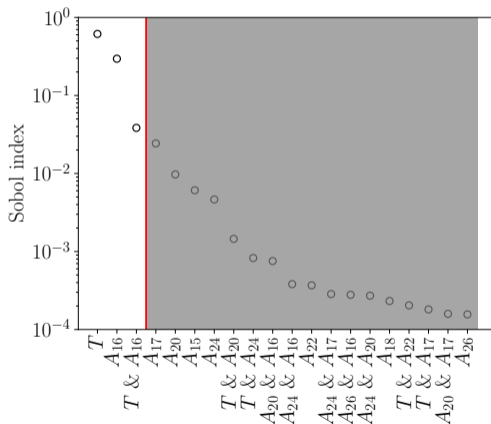


Reducing the uncertain dimension "Sobol" reduction

Selection of relevant uncertainties

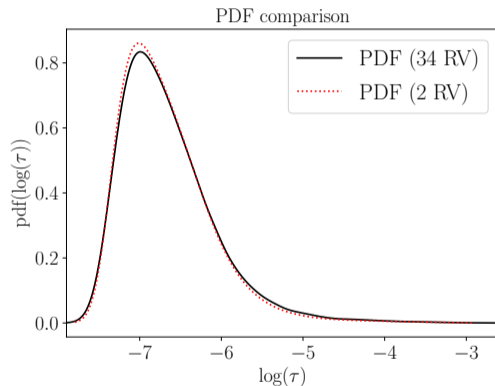
- $\mathcal{S}_T \sim \mathcal{S}_{A_{16}}$
- Every other sobol indices are at least one order of magnitude lower

⇒ Over 95% of the variance should be explained in a 2D uncertain space



Validation

- We sample again RP0 in the reduced uncertain space
- We compare the PDF of the QoI for 34 and 2 input random variables (RV)
- The PDF nearly collapse
⇒ The dimension reduction is validated



Method 2: Active direction detection

We sort the directions \mathbf{w}_i in which the QoI F encounters the steepest gradients, and then retain only the most important direction.

Assumptions:

- F is monotonous with each ξ_i
- An Active Direction (AD) can be discovered
- On the AD, F is not too far from a linear function

We can then determine the AD \mathbf{w}_1 with a linear regression of F :

$$F(\boldsymbol{\xi}) = \mathbf{b}^T \boldsymbol{\xi} + b_0 + \tilde{F}(\boldsymbol{\xi}) \quad (6)$$

And:

$$\mathbf{w}_1 = \mathbf{b}^T / \|\mathbf{b}\|_2 \quad (7)$$

Expectations

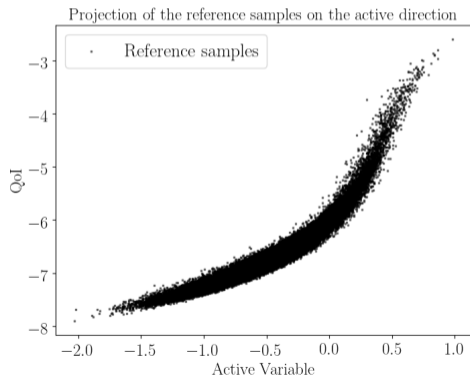
- Most of the variability should be retained on the AD
- A surrogate built on the AD should also be a good approximation of F

Warning

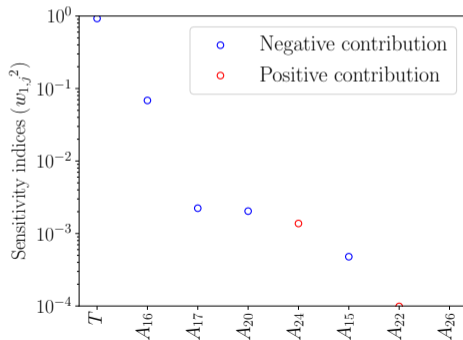
There is no a priori quantitative guarantee of the quality of the active direction

Application to the Full chemistry + Temperature (34D)

We obtain a "noisy" 1D dataset

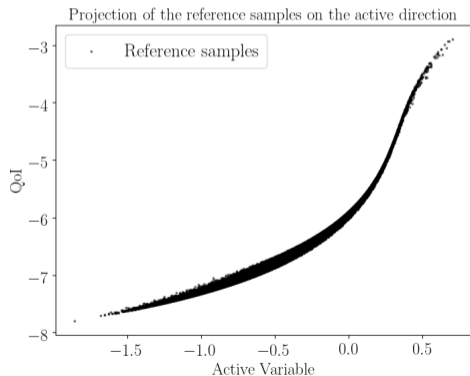


We can extract sensitivity indices from the AD coordinates

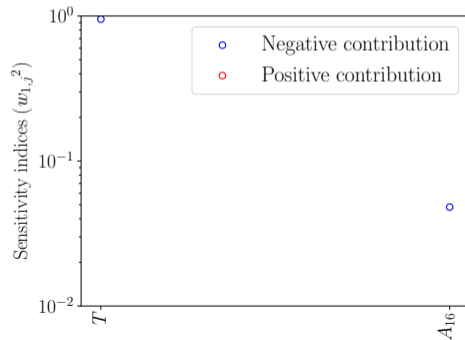


Combining the two methods: Application to the Sobol-reduced dataset (2D)

We obtain a much less noisy 1D dataset



We can extract sensitivity indices from the AD coefficients



Design of experiment for the unmitigated problem

Roadmap

- 1 Identify several surrogate modelling methods
- 2 Benchmark them on the RP0
⇒ Representative of the performance on the unmitigated physical problem (LES)
- 3 Validation tests of the best method on different problems
- 4 If conclusive, keep on with the method for the uncertain LES

Reduction method	Short form
Sobol indices (2D)	Sob
Active direction (1D)	AD

Surrogate method	Short form
PCE (Projection)	PCE-P
PCE (Regression)	PCE-R
Kriging	Kr
Spline	Sp

Methodology example: Sob+PCE-P

The projection method

- Based on the computation of integrals
- Accesible with advanced quadrature rules
- Should not need many sample points to build a decent surrogate

To compute the PCE coefficients, we project the QoI on each basis polynomial. With:

$$F(\boldsymbol{\xi}) \approx \mathcal{P}^P(\boldsymbol{\xi}) = \sum_{k=0}^P f_k \cdot \psi_k(\boldsymbol{\xi})$$

We have:

$$f_k = \frac{\langle F, \psi_k \rangle}{\langle \psi_k, \psi_k \rangle} \quad (8)$$

The projection method

- Based on the computation of integrals
- Accesible with advanced quadrature rules
- Should not need many sample points to build a decent surrogate

To compute the PCE coefficients, we project the QoI on each basis polynomial. With:

$$F(\boldsymbol{\xi}) \approx \mathcal{P}^P(\boldsymbol{\xi}) = \sum_{k=0}^P f_k \cdot \psi_k(\boldsymbol{\xi})$$

We have:

$$f_k = \frac{1}{\langle \psi_k, \psi_k \rangle} \int_{\Xi} F(\mathbf{x}) \psi_k(\mathbf{x}) \pi_{\boldsymbol{\xi}}(\mathbf{x}) d\mathbf{x} \quad (9)$$

The projection method

- Based on the computation of integrals
- Accesible with advanced quadrature rules
- Should not need many sample points to build a decent surrogate

To compute the PCE coefficients, we project the QoI on each basis polynomial. With:

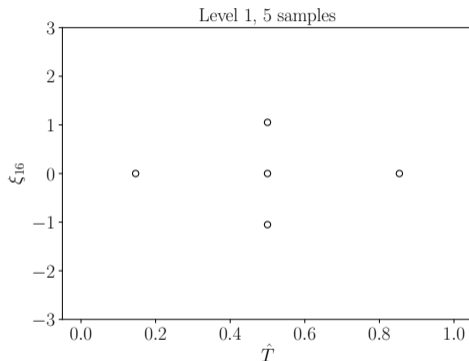
$$F(\boldsymbol{\xi}) \approx \mathcal{P}^P(\boldsymbol{\xi}) = \sum_{k=0}^P f_k \cdot \psi_k(\boldsymbol{\xi})$$

We have:

$$f_k \approx \frac{1}{\langle \psi_k, \psi_k \rangle} \sum_{i=1}^N w^{(i)} F(\boldsymbol{\xi}^{(i)}) \psi_k(\boldsymbol{\xi}^{(i)}) \quad (10)$$

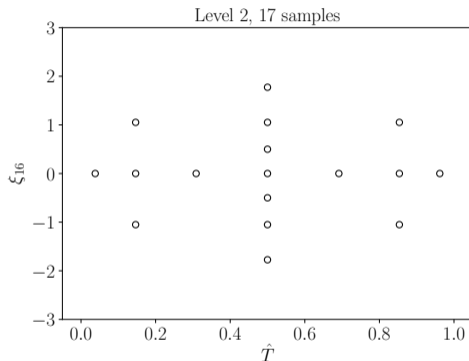
Sampling method

- Nested quadrature method:
Fejer of the second kind
- Tensorisation
- Sparse "Smolyak" tensorisation
- Easy addition of new dimensions if necessary



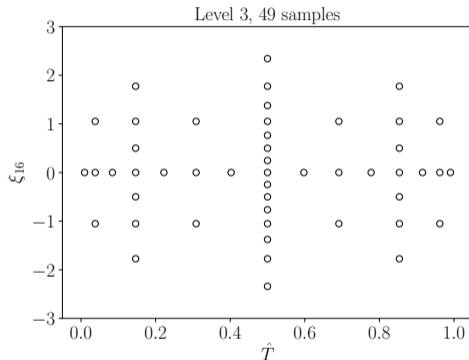
Sampling method

- Nested quadrature method:
Fejer of the second kind
- Tensorisation
- Sparse "Smolyak" tensorisation
- Easy addition of new dimensions if necessary



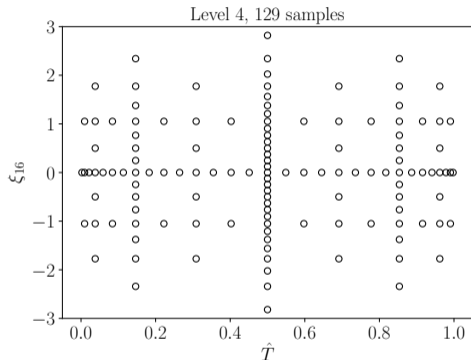
Sampling method

- Nested quadrature method:
Fejer of the second kind
- Tensorisation
- Sparse "Smolyak" tensorisation
- Easy addition of new dimensions if necessary




Sampling method

- Nested quadrature method:
Fejer of the second kind
- Tensorisation
- Sparse "Smolyak" tensorisation
- Easy addition of new dimensions if necessary

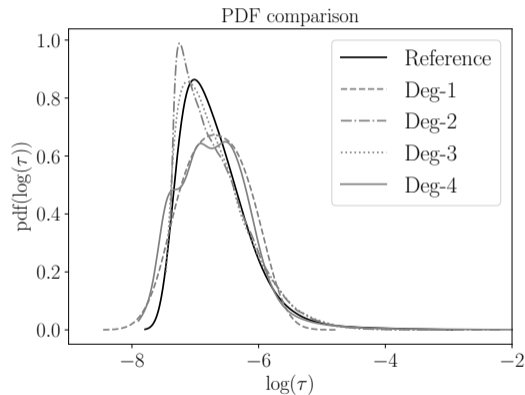


Sampling method

- Nested quadrature method:
Fejer of the second kind
- Tensorisation
- Sparse "Smolyak" tensorisation
- Easy addition of new dimensions if necessary



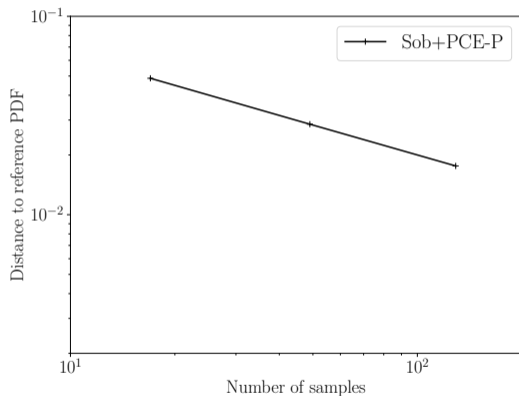
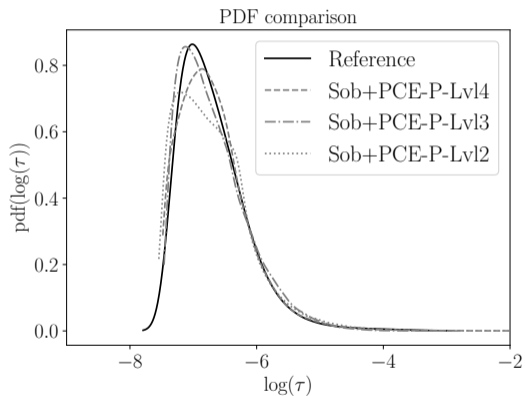
Selection of the best PCE for a level 3 quadrature (49 samples)



Based on the Wasserstein distance to the reference, the PCE of total order 3 is the best performing for 49 samples with the projection method

Design of experiment for the unmitigated problem

Sob+PCE-P



Sampling method

Quasi Monte-Carlo method: Sobol sequence

Because very few points and:

- Not really interested in randomization
- Very interested in filling the uncertain space

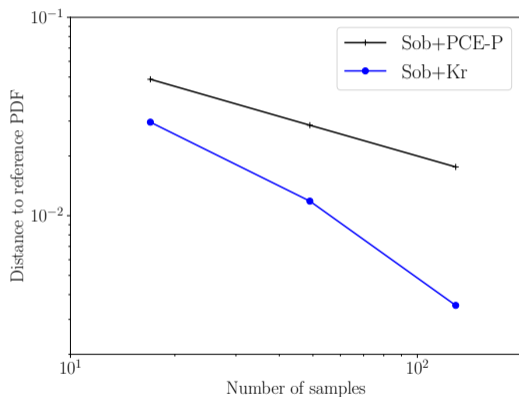
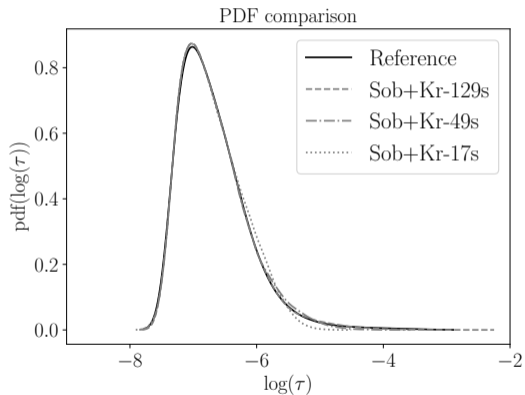
Kriging settings

Beginner's choice:

- Matérn covariance kernel
- Linear trend

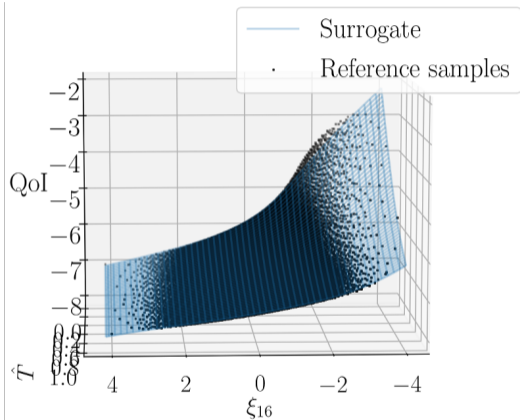
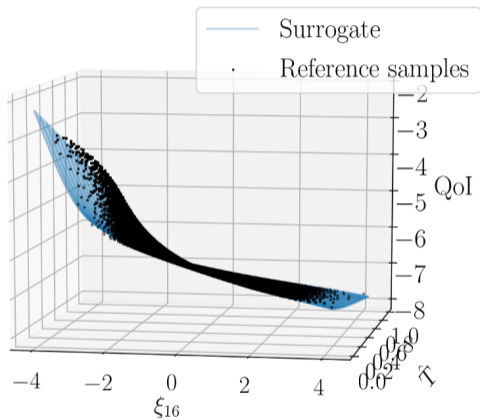
Design of experiment for the unmitigated problem

Sob+Kr 2/3



Design of experiment for the unmitigated problem

Sob+Kr 3/3



Global fit \Rightarrow more relevant for non-polynomial QoI

Sampling method

Quasi Monte-Carlo method: Sobol sequence

Because very few points and:

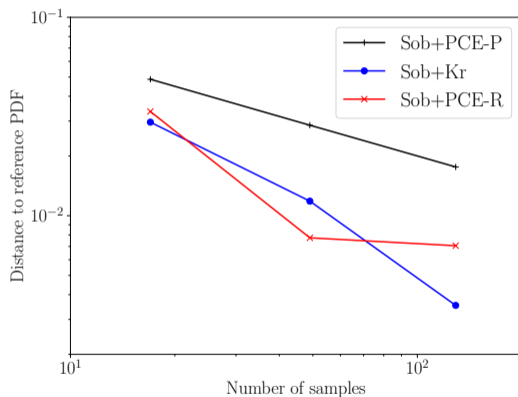
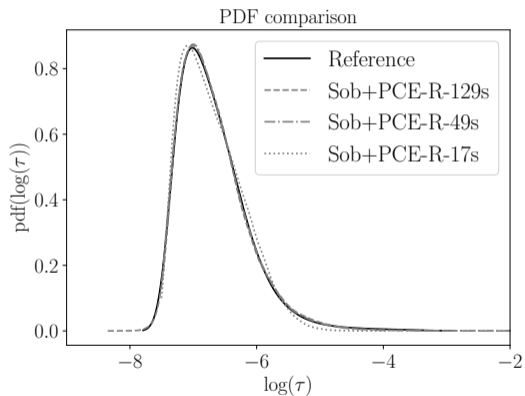
- Not really interested in randomization
- Very interested in filling the uncertain space

PCE-R settings

- Parametric study on total degree (Fixed basis)
- Least-square optimisation to find the coefficients, K-fold cross validation

Design of experiment for the unmitigated problem

Sob+PCE-R 2/2



There is no guarantee the AD stays strictly the same when we change the physical model
⇒ We need to determine a new AD for each physical problem.

Situation 1: Direct AD

- The original uncertain space has 34D
- We consider sampling a few tens of realisations

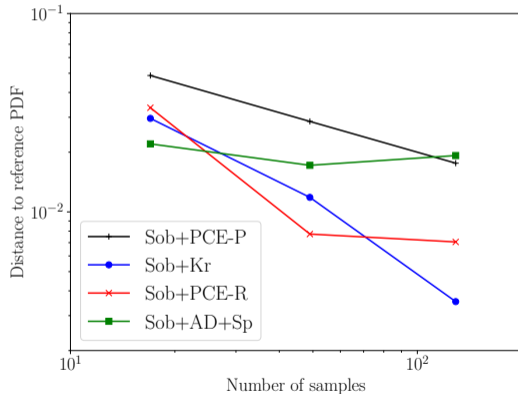
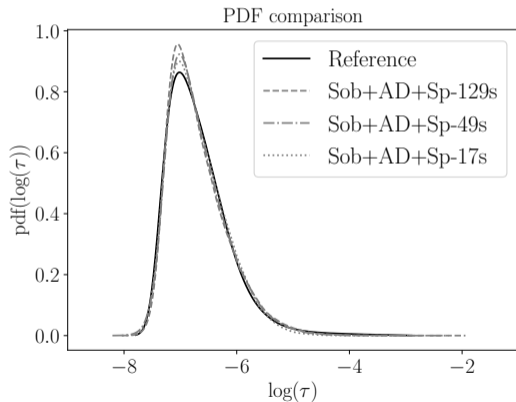
⇒ The direct determination of an AD on the original uncertain space (linear regression) is not over-determined enough

Situation 2: Sob+AD

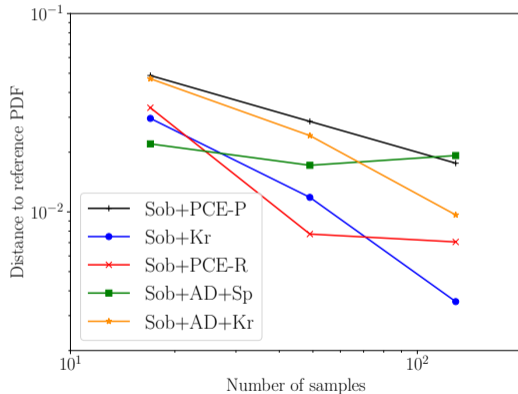
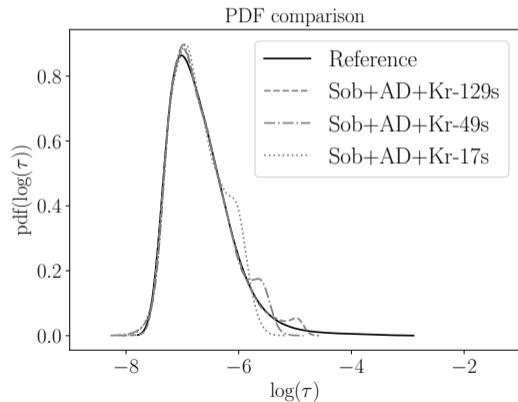
- The reduced uncertain space has only 2D
- We consider sampling a few tens of realisations

⇒ The direct AD is well over-determined

With spline surrogates

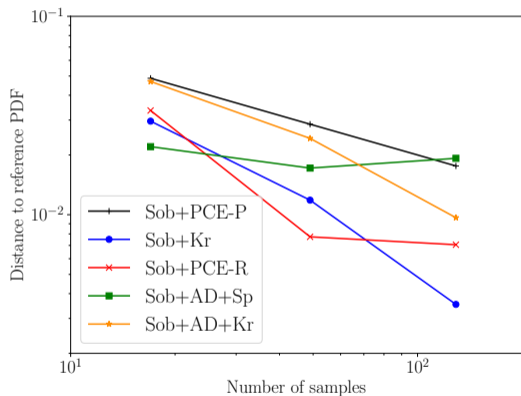


With kriging surrogates



Design of experiment for the unmitigated problem

Comparison of the different approaches



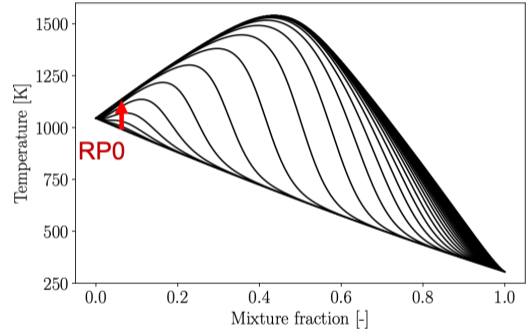
Remarks

- The global fit provided by PCE-R is always better than PCE-P in this case
- The surrogates built on active directions are not performing as well as expected
- Kriging and PCE-R are performing better than the other methods for nearly every dataset size

Design of experiment for the unmitigated problem

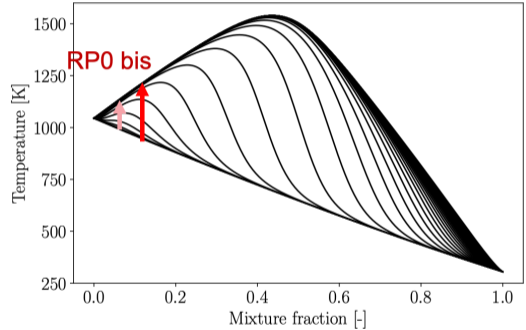
Validation of the approach

Check #1: RP0 bis



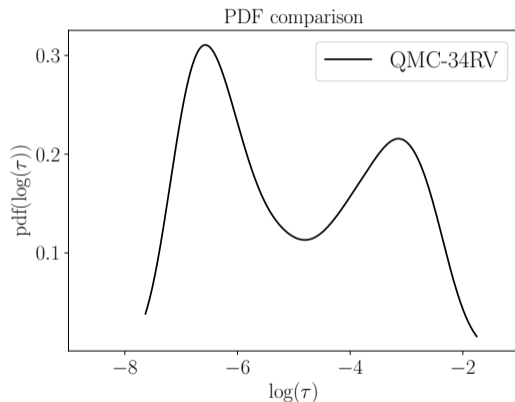
Check #1: RP0 bis

- We change the fuel-air ratio of the reactor



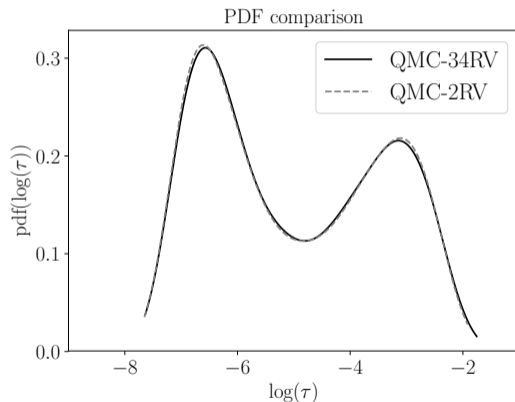
Check #1: RP0 bis

- We change the fuel-air ratio of the reactor
- The distribution of the QoI becomes bimodal



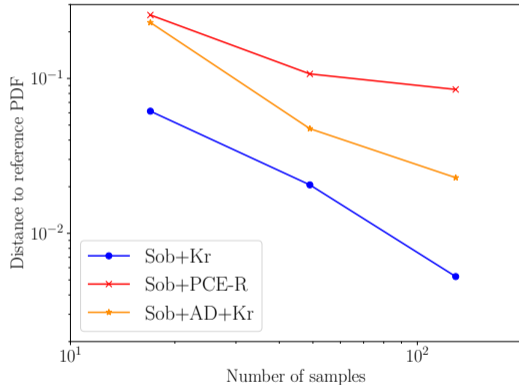
Check #1: RP0 bis

- We change the fuel-air ratio of the reactor
- The distribution of the QoI becomes bimodal
- The uncertain dimension reduction still holds



Check #1: RP0 bis

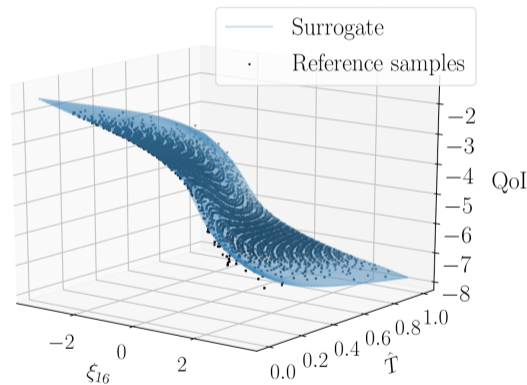
- We change the fuel-air ratio of the reactor
- The distribution of the QoI becomes bimodal
- The uncertain dimension reduction still holds
- Kriging on the 2D space is still the best performing method
- Regression PCE is not robust enough for this configuration



Check #1: RP0 bis

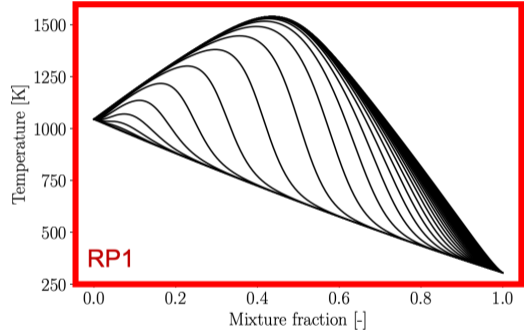
- We change the fuel-air ratio of the reactor
- The distribution of the QoI becomes bimodal
- The uncertain dimension reduction still holds
- Kriging on the 2D space is still the best performing method
- Regression PCE is not robust enough for this configuration

Kriging response surface



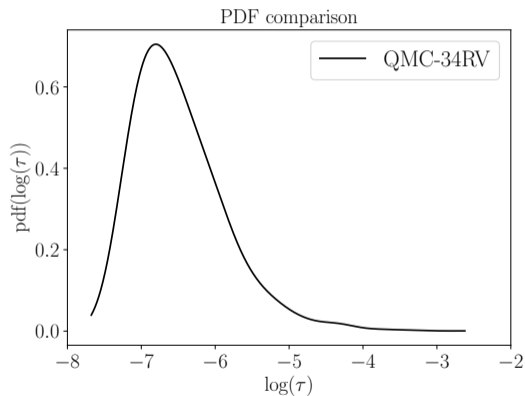
Check #2: RP1

- Now we look at the whole flamelet model (RP1)



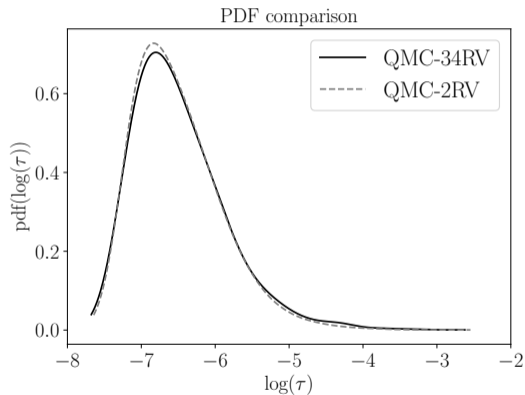
Check #2: RP1

- Now we look at the whole flamelet model (RP1)



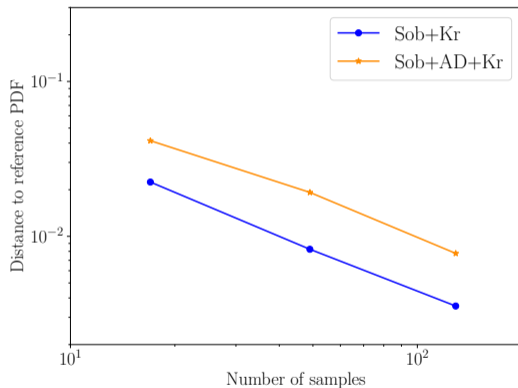
Check #2: RP1

- Now we look at the whole flamelet model (RP1)
- The uncertain dimension reduction still holds



Check #2: RP1

- Now we look at the whole flamelet model (RP1)
- The uncertain dimension reduction still holds
- Kriging on the 2D space is still the best performing method



Conclusion

Dimension reduction

- We used a representative reduced problem to perform sensitivity analysis
- A 2D uncertain space has been found in which most of the variance is reproduced
- When such preliminary study is not doable for some variables, one can still try to reduce the uncertain dimension with active directions

Dimension reduction

- We used a representative reduced problem to perform sensitivity analysis
- A 2D uncertain space has been found in which most of the variance is reproduced
- When such preliminary study is not doable for some variables, one can still try to reduce the uncertain dimension with active directions

Surrogate modelling

- Quadrature sampling can be ruled out in this case as PCE-P is performing worse than every other method
- Kriging seems to be the best candidate for efficient surrogate modelling on very reduced dataset
- If an active direction can be found, 1D surrogates on this direction can also perform quite well

Dimension reduction

- We used a representative reduced problem to perform sensitivity analysis
- A 2D uncertain space has been found in which most of the variance is reproduced
- When such preliminary study is not doable for some variables, one can still try to reduce the uncertain dimension with active directions

Surrogate modelling

- Quadrature sampling can be ruled out in this case as PCE-P is performing worse than every other method
- Kriging seems to be the best candidate for efficient surrogate modelling on very reduced dataset
- If an active direction can be found, 1D surrogates on this direction can also perform quite well

Conclusion

- For the uncertain LES, a limited Sobol-sequence sampling will be performed on the 2D uncertain space
- On this small dataset, Kriging will be performed to obtain a surrogate of the lift-off height of the Cabra flame

Perspectives

Now we "only" need to compute a few tens of LES !

Questions ?

- John Bell et al. (2019). “A Bayesian approach to calibrating hydrogen flame kinetics using many experiments and parameters”. In: Combustion and Flame 205, pp. 305–315. DOI: <https://doi.org/10.1016/j.combustflame.2019.04.023>. URL: <http://www.sciencedirect.com/science/article/pii/S0010218019301683>.
- R. Cabra et al. (2002). “Simultaneous laser raman-rayleigh-lif measurements and numerical modeling results of a lifted turbulent H₂/N₂ jet flame in a vitiated coflow”. In: Proceedings of the Combustion Institute 29.2, pp. 1881–1888.
- Renfeng Richard Cao, Stephen B. Pope, and Assaad R. Masri (2005). “Turbulent lifted flames in a vitiated coflow investigated using joint PDF calculations”. In: Combustion and Flame 142.4, pp. 438–453.
- P. G. Constantine et al. (2015). “Exploiting active subspaces to quantify uncertainty in the numerical simulation of the HyShot II scramjet”. In: Journal of Computational Physics 302, pp. 1–20. DOI: <https://doi.org/10.1016/j.jcp.2015.09.001>. URL: <http://www.sciencedirect.com/science/article/pii/S002199911500580X>.
- M. Frenklach, A. Packard, and P. Seiler (2002). “Prediction uncertainty from models and data”. In: Proceedings of the 2002 ACC Vol. 5, 4135–4140 vol.5. DOI: 10.1109/ACC.2002.1024578.
- R. L. Gordon et al. (2007). “A numerical study of auto-ignition in turbulent lifted flames issuing into a vitiated co-flow”. In: Combustion Theory and Modelling 11.3, pp. 351–376. ISSN: 1364-7830.
- Wang Han, Venkat Raman, and Zheng Chen (Sept. 2016). “LES/PDF modeling of autoignition in a lifted turbulent flame: Analysis of flame sensitivity to differential diffusion and scalar mixing time-scale”. In: Combustion and Flame 171, pp. 69–86. DOI: <http://dx.doi.org/10.1016/j.combustflame.2016.05.027>. URL: <http://www.sciencedirect.com/science/article/pii/S0010218016301195>.

- Matthias Ihme and Yee Chee See (2010). "Prediction of autoignition in a lifted methane/air flame using an unsteady flamelet/progress variable model". In: Combustion and Flame 157.10, pp. 1850–1862. DOI: <https://doi.org/10.1016/j.combustflame.2010.07.015>. URL: <http://www.sciencedirect.com/science/article/pii/S0010218010002038>.
- Weiqi Ji et al. (2019). "Quantifying kinetic uncertainty in turbulent combustion simulations using active subspaces". In: Proceedings of the Combustion Institute 37.2, pp. 2175 –2182. ISSN: 1540-7489. DOI: <https://doi.org/10.1016/j.proci.2018.06.206>. URL: <http://www.sciencedirect.com/science/article/pii/S1540748918303924>.
- Mohammad Khalil et al. (2015). "Uncertainty quantification in LES of a turbulent bluff-body stabilized flame". In: Proceedings of the Combustion Institute 35.2, pp. 1147–1156. DOI: <https://doi.org/10.1016/j.proci.2014.05.030>. URL: <http://www.sciencedirect.com/science/article/pii/S1540748914000339>.
- Alexander A. Konnov (2008). "Remaining uncertainties in the kinetic mechanism of hydrogen combustion". In: Combustion and Flame 152.4, pp. 507 –528. ISSN: 0010-2180. DOI: <https://doi.org/10.1016/j.combustflame.2007.10.024>. URL: <http://www.sciencedirect.com/science/article/pii/S0010218007003318>.
- A. R. Masri et al. (2004). "PDF calculations of turbulent lifted flames of H₂/N₂ fuel issuing into a vitiated co-flow.". In: Combustion Theory and Modelling 8, pp. 1–22.
- David A. Masten, Ronald K. Hanson, and Craig T. Bowman (Sept. 1990). "Shock tube study of the reaction hydrogen atom + oxygen → hydroxyl + oxygen atom using hydroxyl laser absorption". In: The Journal of Physical Chemistry 94.18, pp. 7119–7128. DOI: [10.1021/j100381a033](https://doi.org/10.1021/j100381a033). URL: <https://doi.org/10.1021/j100381a033>.
- David Miller and Michael Frenklach (1983). "Sensitivity analysis and parameter estimation in dynamic modeling of chemical kinetics". In: International Journal of Chemical Kinetics 15.7, pp. 677–696.

- Michael E. Mueller, Gianluca Iaccarino, and Heinz Pitsch (2013). "Chemical kinetic uncertainty quantification for Large Eddy Simulation of turbulent nonpremixed combustion". In: Proceedings of the Combustion Institute 34.1, pp. 1299–1306. DOI: <https://doi.org/10.1016/j.proci.2012.07.054>. URL: <http://www.sciencedirect.com/science/article/pii/S154074891200346X>.
- Bertrand Naud et al. (Apr. 2015). "RANS modelling of a lifted H₂/N₂ flame using an unsteady flamelet progress variable approach with presumed PDF". In: Combustion and Flame 162.4, pp. 893–906. DOI: <http://dx.doi.org/10.1016/j.combustflame.2014.09.014>. URL: <http://www.sciencedirect.com/science/article/pii/S0010218014002831>.
- S. S. Patwardhan et al. (2009). "CMC simulations of lifted turbulent jet flame in a vitiated coflow". English. In: Proceedings of the Combustion Institute 32.Part 2, 1705–1712. ISSN: 1540-7489.
- Maxime Philip et al. (Mar. 2014). "Simulation of the Ignition Process in an Annular Multiple-Injector Combustor and Comparison With Experiments". In: Journal of Engineering for Gas Turbines and Power 137, pp. 031501–031501. DOI: 10.1115/1.4028265.
- I. Stanković, E. Mastorakos, and B. Merci (2013). "LES-CMC Simulations of Different Auto-ignition Regimes of Hydrogen in a Hot Turbulent Air Co-flow". In: Flow, Turbulence and Combustion 90.3, pp. 583–604. DOI: 10.1007/s10494-013-9443-2. URL: <https://doi.org/10.1007/s10494-013-9443-2>.
- Z. J. Wu, A. R. Masri, and R. W. Bilger (2006). "An experimental investigation of the turbulence structure of a lifted H₂/N₂ jet flame in a vitiated co-flow". In: Flow, Turbulence and Combustion 76.1, pp. 61–81. ISSN: 1386-6184.

Backup slides

Let $(F : \boldsymbol{\xi} \in \Xi) \in \mathbb{R}^d \rightarrow \mathbb{R}$ be the physical model where $\boldsymbol{\xi} = (\xi_1, \dots, \xi_d)$ are independent real valued random variables of joint-PDF $p_{\boldsymbol{\xi}}$

Let $\{\psi_{\alpha}\}$ be the set of d -variate orthogonal polynomials

$$\psi_{\alpha}(\boldsymbol{\xi}) = \prod_{i=1}^d \psi_{\alpha_i}^{(i)}(\xi_i) \quad (11)$$

If $F \in \mathcal{L}_2(\Xi, p_{\boldsymbol{\xi}})$, it has a (spectrally) convergent PC expansion:

$$F(\boldsymbol{\xi}) = \lim_{N \rightarrow \infty} \sum_{\|\alpha\| \leq N} \psi_{\alpha}(\boldsymbol{\xi}) F_{\alpha}, \quad \|\alpha\| = \sum_{i=1}^d |\alpha_i| \quad (12)$$

With the Sobol-Hoeffding decomposition written as:

$$F(\boldsymbol{\xi}) = \sum_{\iota \subseteq \mathcal{D}} F_{\iota}(\boldsymbol{\xi}_{\iota}) \quad (13)$$

We get the approximate S-H functionals as truncated PC terms:

$$F_{\iota}(\boldsymbol{\xi}_{\iota}) \approx \sum_{\|\alpha\| \in \mathcal{A}_{\iota}} \psi_{\alpha}(\boldsymbol{\xi}_{\iota}) F_{\alpha} \quad (14)$$

With $\mathcal{A}_{\iota} = \{\alpha \in \mathcal{A}, \alpha_i > 0 \text{ for } i \in \iota, \alpha_i = 0 \text{ for } i \notin \iota\} \subsetneq \mathcal{A}$ Then:

$$S_{\iota}(F) \approx \frac{\sum_{\alpha \in \mathcal{A}_{\iota}} F_{\alpha}^2 \langle \psi_{\alpha}, \psi_{\alpha} \rangle}{\sum_{\alpha \in \mathcal{A}} F_{\alpha}^2 \langle \psi_{\alpha}, \psi_{\alpha} \rangle} \quad (15)$$

Finding an active subspace (AS) starts with performing a base change on the uncertain space:

$$\mathbf{C}_F = \int_{\Xi} (\nabla_{\xi} F(\mathbf{x})) (\nabla_{\xi} F(\mathbf{x}))^T \pi_{\xi}(\mathbf{x}) d\mathbf{x} = \mathbf{W} \Lambda \mathbf{W}^T \quad (16)$$

Where $\mathbf{W} = (\mathbf{w}_1, \dots, \mathbf{w}_d)$ is a unitary matrix and :

$$\Lambda = \mathbf{Diag}(\lambda_1, \dots, \lambda_d), \forall i \in \llbracket 1, d-1 \rrbracket, \lambda_i > \lambda_{i-1}$$

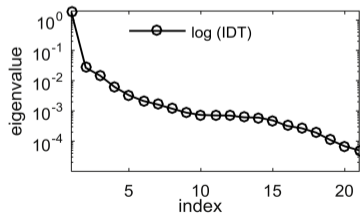
Goal of the operation

Sort the directions \mathbf{w}_i in which the QoI F encounters the greatest gradients

Basis truncature

Truncature possible at rank r whenever $\lambda_r \gg \lambda_{r+1}$
 $\text{Span}(\mathbf{w}_1, \dots, \mathbf{w}_r)$ is called the active subspace

Illustration of AS eigenvalues^a



^aJi et al. 2019.

Expectations

- Most of the variability should be retained on the AS
- A surrogate built on the AS should also be a good approximation of F

Warning

There is no a priori quantitative guarantee of the adequacy of the reduced space

Practical obtention of the active subspace

M is the necessary number of samples, d the initial dimension of the problem, α an over-sampling factor, β the largest dimension acceptable for the AS

1st Scenario

Gradient obtained "for free" with each sample (adjoint simulation)

$$M = \alpha \cdot \beta \cdot \log(d)$$

2nd Scenario

Gradient information computed with finite differences

$$M = \alpha \cdot \beta \cdot d \cdot \log(d)$$

3rd Scenario

Assumptions:

- F is monotonous with each ξ_i
- A 1D AS can be discovered (Active Direction)
- On the AD, F is not too far from a linear function

We can then determine the AD with a linear regression of F :

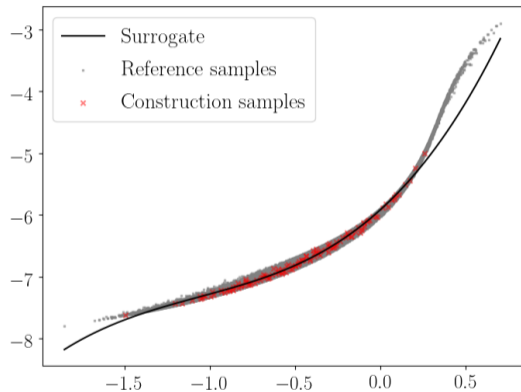
$$F(\boldsymbol{\xi}) = \mathbf{b}^T \boldsymbol{\xi} + b_0 + \tilde{F}(\boldsymbol{\xi}) \quad (17)$$

And:

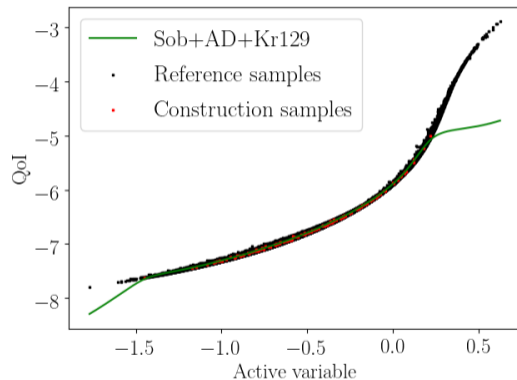
$$\mathbf{w}_1 = \mathbf{b}^T / \|\mathbf{b}\|_2 \quad (18)$$

With the cost: $M = \alpha \cdot d$

Spline, 129 samples



Kriging, 129 samples



Backup slides

Surrogates on the AD - RP0bis

