



HAL
open science

Plasma distribution around comet 67P in the last month of the Rosetta mission

Z. Nemeth, A. Timar, K. Szego, Pierre Henri, R. Hajra, Gaëtan Wattieaux

► To cite this version:

Z. Nemeth, A. Timar, K. Szego, Pierre Henri, R. Hajra, et al.. Plasma distribution around comet 67P in the last month of the Rosetta mission. *Icarus*, 2020, 350, pp.113924. 10.1016/j.icarus.2020.113924 . hal-02880906

HAL Id: hal-02880906

<https://hal.science/hal-02880906v1>


Submitted on 26 Jun 2020

HAL is a multi-disciplinary open access archive for the deposit and dissemination of scientific research documents, whether they are published or not. The documents may come from teaching and research institutions in France or abroad, or from public or private research centers.

L'archive ouverte pluridisciplinaire **HAL**, est destinée au dépôt et à la diffusion de documents scientifiques de niveau recherche, publiés ou non, émanant des établissements d'enseignement et de recherche français ou étrangers, des laboratoires publics ou privés.



Distributed under a Creative Commons Attribution - NonCommercial 4.0 International License



Plasma distribution around comet 67P in the last month of the Rosetta mission

Z. Nemeth^{a,*}, A. Timar^{a,b}, K. Szego^a, P. Henri^{c,d}, R. Hajra^e, G. Wattiaux^f

^a Wigner Research Centre for Physics, Konkoly-Thege M. Rd. 29-33 Budapest, Hungary

^b Eötvös Loránd University, 1117 Pázmány Péter sétány 1/A, Budapest, Hungary

^c LPC2E, CNRS, Orléans, France

^d Laboratoire Lagrange, OCA, CNRS, UCA, Nice, France

^e Indian Institute of Technology Indore, Simrol, Indore 453552, India

^f Laboratoire Plasma et Conversion d'Énergie (LAPLACE), Université de Toulouse, CNRS, Toulouse, France

ARTICLE INFO

Keywords:

Comets
Plasmas
Comet 67P/Churyumov–Gerasimenko
Magnetospheres

ABSTRACT

After accompanying comet 67P/Churyumov–Gerasimenko on its journey around the Sun and observing the evolution of its induced magnetosphere throughout the comet's life-cycle, the Rosetta operations concluded at the end of September 2016 with a controlled impact on the cometary nucleus. At that time, the comet was located more than 3.7 AU from the Sun, but the data still show clear indications of a weak but well developed plasma environment around the nucleus. Rosetta observed this fading cometary magnetosphere along multiple recurring elliptical orbits, which allow us to investigate its properties and spatial structure. We examined the measured electron and neutral densities along these consecutive orbits, from which we were able to determine the structure of the spatial plasma distribution using a simple latitude and longitude dependent model.

1. Introduction

At 3.6 AU from the Sun, on 6 August 2014, the Rosetta spacecraft (Glassmeier et al., 2007) has rendezvoused with comet 67P/Churyumov–Gerasimenko (67P) (Churyumov and Gerasimenko, 1972) and began to monitor its nascent atmosphere as the comet travelled towards its perihelion. The Jupiter-family comet 67P currently has a 6.44 years long orbit around the Sun with an aphelion distance of 5.68 AU and a perihelion distance of 1.24 AU. After accompanying 67P on its journey and observing the evolution of its plasma environment throughout the comet's life-cycle for more than two years, the operations of the Rosetta orbiter concluded on 30 September 2016, at 3.8 AU from the Sun, with a controlled impact on the cometary nucleus. Throughout these two years, the ESA Rosetta mission collected a variety of measurements that provide an immense insight into cometary physics.

Nearing perihelion, the activity of comets rises, and the neutral coma expands (Hansen et al., 2016; Biver et al., 2019). The large number of neutral particles are continuously ionized by photoionization, electron impact ionization and charge exchange with solar wind ions (Mendis et al., 1985; Cravens, 1991; Vigren et al., 2015; Galand et al., 2016; Madanian et al., 2016; Wedlund et al., 2017; Heritier et al., 2018). During the evolution of the cometary coma of 67P, photoionization and electron impact ionization were both shown to be necessary

to explain the observed electron densities over the southern, winter hemisphere while over the illuminated, northern hemisphere photoionization alone was reported to dominate the ionization processes (Galand et al., 2016; Vigren et al., 2016). After perihelion, at large heliospheric distances (2 AU), electron impact ionization dominated over photoionization and was predominant during the last 4 months of the mission on both the southern and the northern hemispheres (Heritier et al., 2018).

An early sign of the cometary plasma environment around comet 67P was observed by Nilsson et al. (2015) through the detection of water ions in the coma on 7 August 2014. At this time, the comet was located 3.6 AU from the Sun and the comet-spacecraft distance was approximately 100 km. The newly created heavy cometary ions are accelerated by the solar wind convective electric field and are picked up by the solar wind flow. As a result of the mass loading of the solar wind with cometary ions, the solar wind suffers an energy loss and is slowed down, piled up and deflected upstream of the comet (Coates, 1997; Szegő et al., 2000) although this close to the nucleus the spacecraft detected only the beginning of the mass loading process, apparent in the deflection of the solar wind ions (Behar et al., 2016).

During early activity, the high density plasma in the inner coma was investigated by Yang et al. (2016) who found that comet 67P's

* Corresponding author.

E-mail address: nemeth.zoltan@wigner.hu (Z. Nemeth).

<https://doi.org/10.1016/j.icarus.2020.113924>

Received 4 April 2020; Received in revised form 27 May 2020; Accepted 10 June 2020

Available online 13 June 2020

0019-1035/© 2020 The Authors. Published by Elsevier Inc. This is an open access article under the CC BY license (<http://creativecommons.org/licenses/by/4.0/>).

early plasma environment at a heliocentric distance of 3.4 AU consisted of two regions: an outer part mostly dominated by the solar wind convection electric field and an inner region of enhanced plasma density.

The evolution of the cometary ion environment was described during early activity in 2014 as the heliocentric distance decreased from 3.6 to 2.0 AU (Nilsson et al., 2015) as well as throughout the entirety of the mission (Nilsson et al., 2017). As the activity of the comet increased, the accelerated cometary ions became more common and reached higher energies. In April 2015, the solar wind disappeared from the vicinity of Rosetta – a solar wind cavity formed around the cometary nucleus (Behar et al., 2017). Inside the boundary called cometopause, the ion composition changes from a mixture of cometary and solar wind ions to picked-up cometary ions (Mandt et al., 2016).

In the coma of comet 67P, at relatively large heliocentric distances (2.5 AU), the ion densities fall off with the radial distance from the comet with approximately r^{-1} based on both photochemical equilibrium and transport dominant models (Galand et al., 2016; Vigren et al., 2016). In a model, presented by Nemeth (2020), in addition to the transport, production and loss, the effects of the magnetic field gradients were also taken into account. It was shown, that even in the presence of strong magnetic field gradients the plasma density features a r^{-1} radial dependence, except in the immediate vicinity of the diamagnetic cavity boundary. Edberg et al. (2015) reported a r^{-1} dependence of the electron densities based on Rosetta measurements performed in early 2015 within 260 km from the nucleus. These results also agree with the observations made at comet 1P/Halley during the Giotto mission (Cravens, 1987).

This observed vertical cometary density profile has been confirmed down to about 3 km from the nucleus surface with the observations made on the last day of operations (30 September 2016), during the controlled descend of the Rosetta orbiter (Heritier et al., 2018), using the combined measurements of the Mutual Impedance Probe (RPC MIP) (Trotignon et al., 2007) and the Langmuir Probe (RPC LAP) (Eriksson et al., 2007) instruments of the Rosetta Plasma Consortium (Carr et al., 2007). The findings were in a close agreement with cometary vertical ionosphere models predicting a maximum in the ionospheric densities close to the surface (Vigren and Galand, 2013) and a sharp decrease below this ionospheric peak (Galand et al., 2016).

Rosetta offers the unique opportunity to observe the fading cometary plasma environment in September 2016 through several similar, consecutive orbits. Our aim in this paper is to map the plasma environment around the nucleus of comet 67P through the electron densities measured by the RPC MIP experiment during the last month of the Rosetta mission. Our findings are explained and summarized by a distance, latitude and longitude dependent model of the plasma density of comet 67P.

2. Data

We investigated the spatial distribution of the cometary plasma around comet 67P in September 2016, more than one year after perihelion. At that time the comet was located at 3.7–3.8 AU, with sub-solar latitudes around $18\text{--}20^\circ$ on the northern hemisphere (Preusker et al., 2017). The Rosetta spacecraft had a highly elliptical orbit at 4–17 km from the nucleus with periods of approximately 3 days (Fig. 1). The nucleus had a rotation rate of 12.4 h. The top panel of the figure shows the trajectory in comet-centred solar equatorial (CSEQ) coordinates (the +X axis points from centre of mass of the nucleus towards the Sun, the +Z axis is the component of the Sun’s north pole of date orthogonal to the +X axis, the +Y axis completes the right-handed reference frame). The bottom panel uses the body-fixed 67P/C-G_{CK} coordinate frame. (The origin of the frame is located in the centre of the comet, the +X axis points towards the prime meridian, the +Z axis towards the north pole while the +Y axis completes the right handed frame.) During this month, Rosetta performed eight very similar, consecutive orbits

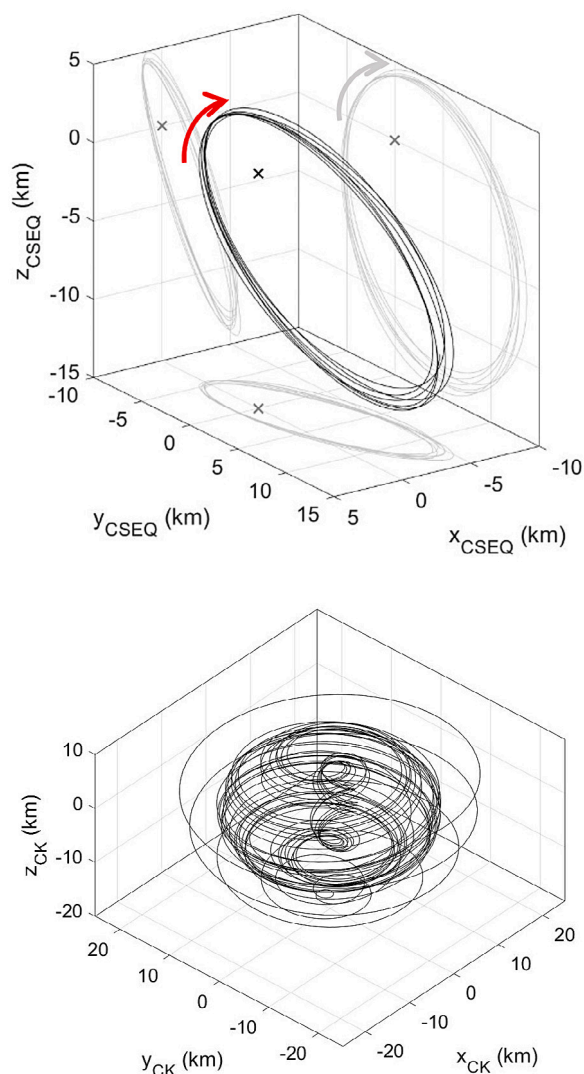


Fig. 1. The trajectory of the Rosetta spacecraft in September 2016 shown in the CSEQ frame (top panel), where the +X axis points towards the Sun. The spacecraft orbited approximately in the comet’s terminator plane (± 5 km). The red arrow shows the direction of the spacecraft’s orbit. The spacecraft’s orbit in the comet-fixed (CK) frame is on the bottom panel.

around comet 67P, suitable to perform a comprehensive 3D mapping of the cometary ionosphere.

We show the total electron density measured by RPC MIP and the total neutral density as measured by the Rosetta Orbiter Spectrometer for Ion and Neutral Analysis (ROSINA) on Fig. 2. The ROSINA instrument contains two sensors to determine the composition of the comet’s atmosphere and ionosphere, the velocities of electrified gas particles, and reactions in which they take part (Balsiger et al., 2007). The main objective of the MIP experiment is to provide in situ electron density and temperature in the inner coma of 67P through the measurement of the mutual impedance between two electric dipoles embedded within the plasma to be investigated (Trotignon et al., 2007). The MIP sensor is made of two receiving and two transmitting electrodes, mounted on a 1 m long bar, itself mounted on a boom on the Rosetta orbiter. The instrument is capable of measuring plasma properties in two different operational modes. First, the so-called “Short Debye Length” mode (SDL), uses different combinations of a single or of the two MIP transmitters to access dense enough plasmas. Second, the so-called “Long Debye length mode” (LDL) uses the spherical probe of the LAP experiment, mounted on another boom and located 4 m from the MIP

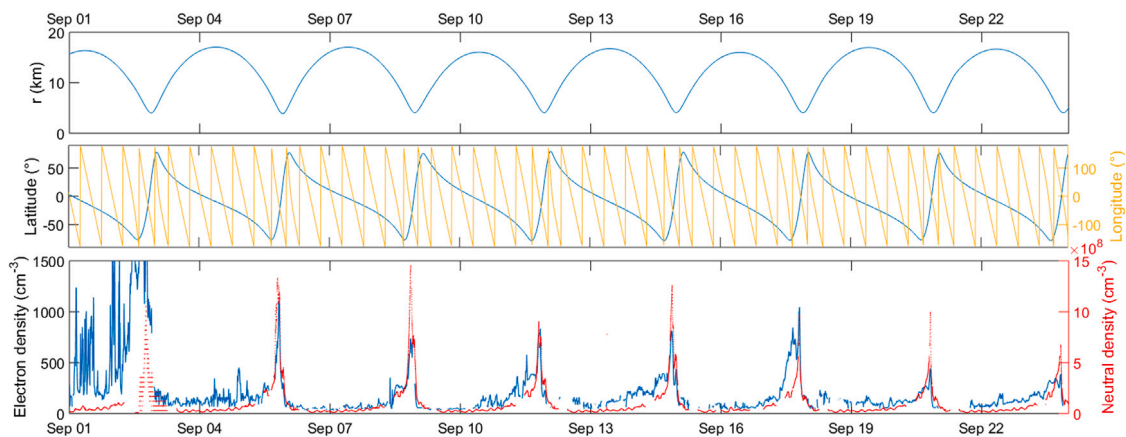


Fig. 2. Rosetta's distance from the nucleus (top panel), Rosetta's latitude and longitude shown in the comet-fixed 67P/C-G_CK frame (middle panel) and the electron (blue) and neutral (red) densities measured by MIP (bottom panel) in September 2016 before the spacecraft manoeuvred itself to collision course with the comet. (For interpretation of the references to colour in this figure legend, the reader is referred to the web version of this article.)

antenna, as a monopolar transmitter. This LDL mode has been used to access lower electron densities than those accessible with the SDL mode, down to a few tens of cm^{-3} . During September 2016, MIP operated essentially in SDL mode, measuring densities up to thousands of cm^{-3} . The uncertainty of the measured electron density is estimated to be around 10%. The uncertainty is obtained from (i) the frequency discretization of the mutual impedance spectra and (ii) the stiffness of the spectral resonant signal in the mutual impedance spectra used to retrieve the electron density. Detailed information on the computation of the RPC-MIP plasma density uncertainty – as well as explanations on possible data gaps in the electron density due to the used MIP operation mode – is given in the RPC-MIP User guide (Henri et al., 2019) and reference therein, available in the Planetary Science Archive RPC-MIP archive (Henri et al., 2018).

Since the length scales over which we study the density distribution is much larger than the Debye length, we assume quasi-neutrality and take the MIP electron density results as a measure of the overall plasma density. Second, since the solar wind density at 3.8 AU is much smaller than the plasma density measured by MIP around 67P, we assume these measurements correspond to the overall cometary plasma density.

The plasma and neutral density curves in Fig. 2 feature clear periodicity corresponding to the orbital period of the spacecraft, but the signal is complex, not at all symmetric around the position of the closest approach to the nucleus. In addition to the main recurring peak, the data also show recurring fine structure. On the top and middle panels of Fig. 2 we also show the spacecraft's radial distance from the nucleus and its latitude and longitude in the body-fixed 67P/C-G_CK coordinate frame.

On the first days of September 2016 a corotating interaction region (CIR) impacted on the comet and disrupted the measured electron densities (Hajra et al., 2018). In order to concentrate on the unperturbed cometary plasma, the present investigation focuses on the measurements from 4 September 2016 to 24 September 2016 (Fig. 2), before the spacecraft manoeuvred itself to collision course with the cometary nucleus.

By investigating the position of the measurements with respect to the surface of the nucleus, we can conclude that both the measured electron and neutral densities show a maximum at the southern hemisphere, after that the density falls off rapidly shortly before the spacecraft enters the northern hemisphere. On the top panel of Fig. 3, we show a projection of the trajectories onto the terminator plane in comet-centred solar equatorial (CSEQ) coordinates. We observe that the higher density measurements occur when the spacecraft is close to the nucleus, but the high density region is offset towards the negative z region. The bottom panel of Fig. 3 shows the data in comet fixed coordinates; the southern hemisphere clearly dominates. Although at

this time the subsolar point is located at the northern hemisphere, the active regions (for cometary neutral production) were reported to be above the southern hemisphere during this period. Hansen et al. (2016) presented water distribution around the nucleus at 1.5 AU after perihelion with a maximum above the southern hemisphere, around latitudes -30° . Kramer et al. (2017) showed how the highest neutral density regions 100 km above the nucleus shift from the northern to the southern hemisphere between April 2015 and May 2016. In May 2016, the highest density regions were above latitudes around -60° and longitudes of -10° . Combi et al. (2020) investigated H_2O , CO_2 , CO and O_2 production rates throughout the Rosetta mission. They confirmed the H_2O production rates to be dominant during the mission, except from mid-2016 where CO_2 gradually became dominant over all other species, its activity peaking at the southern hemisphere. As the main source of cometary plasma is the neutral outgassing of the nucleus, a strong correlation between the neutral and electron densities is expected.

3. Model and discussion

Figs. 2 and 3 show that although the radial distance plays an important role in the plasma density variation, it cannot be the sole player responsible for the observed structures. It is a reasonable hypothesis that the plasma density depends on the latitude and longitude coordinates in comet fixed frame. This hypothesis is supported by earlier results, e.g. Hansen et al. (2016) has shown that the neutral density features such angle dependence. The strongly non-spherical shape of the comet nucleus (Preusker et al., 2015; Jorda et al., 2016) and the solar-wind comet interactions (Deca et al., 2017, 2019; Koenders et al., 2016; Huang et al., 2016, 2018) can also influence the density distribution. In this section, we aim at providing a distance, latitude and longitude dependent model of the plasma density of comet 67P, which is able to reproduce the observed cometary data.

Since for these highly excentric trajectories the vicinity of closest approach is associated to a fast latitude scan, it is possible that the rapid change in latitude is responsible for the drastic variation (strongest peaks followed by very low densities in Fig. 2) found close to the nucleus. Fig. 3 qualitatively supports this hypothesis. In addition to the highly apparent slow periodicity, the data in Fig. 2 also shows fine structures (secondary and sometimes higher order peaks before the main peaks for each orbit, see e.g. Sept. 8, 11, 14 and 17 in Fig. 2). These seem to follow the rotation period of the nucleus, which suggests that the plasma distribution may be best modelled in a comet fixed coordinate system.

Thus, we modelled the 3D spatial distribution of cometary electrons and plasma around comet 67P in September 2016 in comet fixed spherical coordinates. We fitted by least squares method the parameters

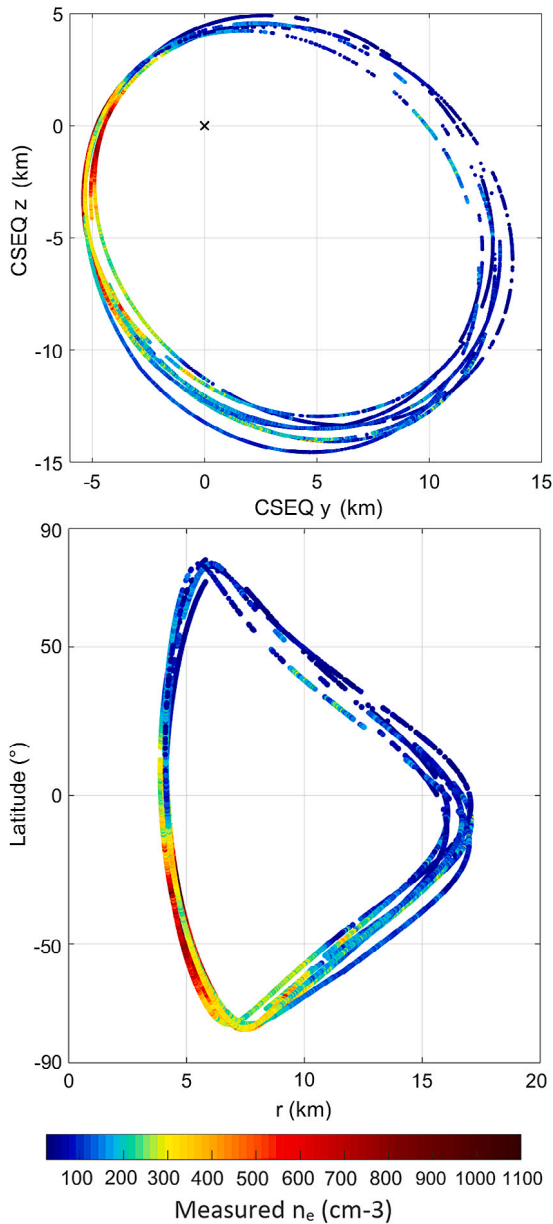


Fig. 3. Electron densities measured by MIP in September 2016. On the top panel the densities are shown in the CSEQ coordinate system in the Y-Z plane. On the bottom panel the densities are shown as a function of cometocentric distance and latitude. The density values are shown according to the colour bar at the bottom.

of the following test function $n(r, \theta, \varphi)$ to the in situ measured electron densities:

$$n = \frac{k}{r} (1 + a_\theta \cos(\theta - \theta_0)) (1 + a_\varphi \cos(\varphi - \varphi_0)). \quad (1)$$

where r is the distance from the comet, k is a constant corresponding to the angle averaged mean electron density on a hypothetical spherical source surface one kilometre over the centre of the comet. The angles θ and φ are the latitude and longitude of the spacecraft in the comet-fixed 67P/C-G_CK frame. This is the simplest possible expression, which describes a smooth partial angle dependence for both angle coordinates together with a r^{-1} radial decay. The function describes the 3D cometary plasma distribution surprisingly well. The expression in the first parenthesis determines the latitudinal behaviour of the electron density. Here a_θ measures the relative weight of the latitude dependent part, θ_0 is the latitude where the electron density has a maximum. The expression in the second parenthesis determines the longitudinal behaviour of the density, where a_φ gives the relative weight of the longitudinal variations and φ_0 is the longitude where the electron density has a maximum.

If we carefully examine the density curve shown in the bottom panel of Fig. 2, we find that there is a decreasing trend, the recurring structures have generally diminishing magnitudes. This feature can be easily understood by taking into account the diminishing activity of the comet. The simple Ansatz presented in Eq. (1) cannot capture this feature, and thus the model in its simplest form strongly overestimates the last two structures (19–23 Sep) of the density curve. We overcome this problem by making our k parameter dependent on the distance from the Sun (primarily the Sun-comet distance (R) determines the cometary activity). According to Hansen et al. (2016), the production rate suffers approximately a tenfold decrease in every 0.58–0.6 AU travelled away from the Sun. In the last month the comet moved from 3.68 to 3.84 AU, which suggests that the activity was almost halved during this period. We can take into account this factor by defining $k(R)$ as

$$k(R) = k_0 10^{-(R-R_0)/D}, \quad (2)$$

where $R_0 = 3.68$ AU, $D = 0.6$ AU and $k_0 = k(R_0)$ is the new constant parameter to fit. The quality of the fit depends only slightly on the value of D , similar results can be achieved if we choose the parameter anywhere from the $0.5 \text{ AU} < D < 1.2 \text{ AU}$ range.

We fitted the density measurements by inserting the time variation of the (r, θ, φ) coordinates of the spacecraft into the simple function presented in Eq. (1), and used Eq. (2) to take into account the influence of the changing Sun-comet distance (R) on the value of $k = k(R)$. Fig. 4 shows the very good agreement between the model (red curve) and the MIP cometary plasma density in situ measurements (black). After combining Eqs. (1) and (2), the final form of the model can be written as

$$n(r, \theta, \varphi, R) = \frac{k_0}{r} 10^{-\frac{R-R_0}{D}} (1 + a_\theta \cos(\theta - \theta_0)) (1 + a_\varphi \cos(\varphi - \varphi_0)). \quad (3)$$

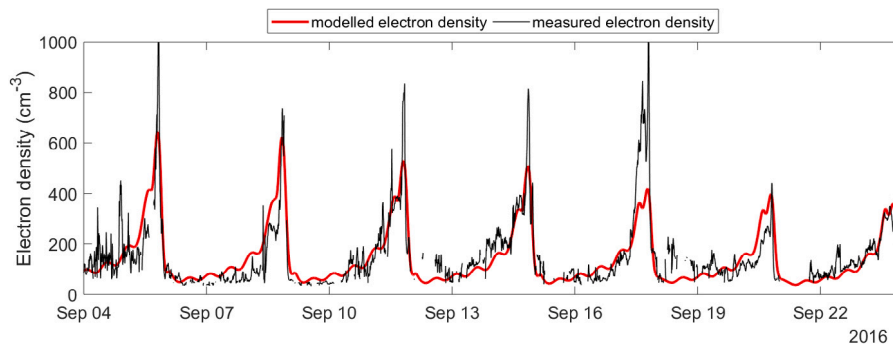


Fig. 4. Modelled electron densities using a simple cometocentric distance, latitude and longitude dependent cosine function (red line) compared to the electron densities measured by MIP (black line) in September 2016. (For interpretation of the references to colour in this figure legend, the reader is referred to the web version of this article.)

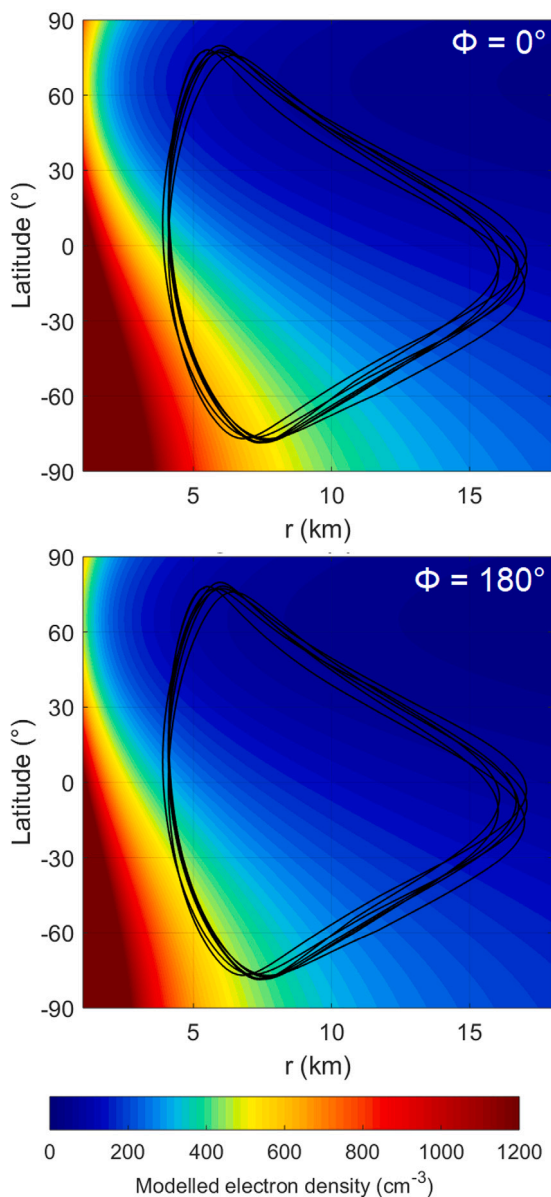


Fig. 5. Modelled electron densities. The horizontal axis is the distance from the comet, the vertical axis is the latitude in the 67P/C-G-CK frame. The black line is the trajectory of the Rosetta spacecraft. The top panel shows the densities at $\lambda = 0^\circ$, the bottom panel shows the densities at $\lambda = 180^\circ$. Plasma density is expressed in cm^{-3} as shown in the colour bar.

The parameters of the best fitting model curve are

$$\begin{aligned} k_0 &= 2220, \\ a_\theta &= 0.76, \quad a_\varphi = 0.13, \\ \theta_0 &= -115^\circ, \quad \varphi_0 = -15^\circ, \end{aligned} \quad (4)$$

and we used $R_0 = 3.68$ AU and $D = 0.6$ AU as above.

We do not expect such a simple model to account for all the short scale features observed in the measurements, which can be associated with local plasma dynamics and/or variations in solar wind forcing. However, the model reflects the large-scale behaviour very well, in particular the main periodicity, the abrupt drops after the main density peaks, and also the presence of secondary peaks next to the main peaks. Moreover, it fits well both the peak widths and amplitudes. The amplitudes and sometimes the positions of the third and fourth peaks show significant deviations, which are probably due to a more complex

source structure than the simple first order angle dependence we used. The amplitude of the main peaks are usually somewhat underestimated by this first-order model. This means that the angular distribution features a sharper (higher-order) peak over the highest activity source region.

We assume a single smoothly varying source region in our model, from which the majority of the ionized particles originate. The fact that this simple assumption describes the density distribution so well probably means that most of the small scale density variations are smoothed out before the gas and the plasma reach the sampled altitudes. This does not require a collisional process, since the measured density is the sum of the contributions of all the individual sources. If the measurement is performed far enough from the sources (the distance from the surface is much larger than the source separation) then all the sources are summed up with similar geometric attenuation factors, and the result will be a smooth function reflecting the average source strength. (In contrast, close to the surface, material sources closest to the spacecraft would dominate the measurements, but the 4 km minimum altitude of our orbits ensure an already significant averaging. As the main peaks in the data occur close to the surface, some traces of the low altitude inhomogeneities show up as deviations from the model near the main peaks.)

Since our model captures the main features of the plasma density structure the observed deviations can be used to investigate the fine structure caused by transient or local effects. Such effects can be for example the local spatial variations due to the fine structure of the source or the temporal variation of the ionization rates or even solar wind transients. The event on 17 September is the most significant example of such deviations, we are currently investigating its possible cause. The only peculiarity of the 17 September event revealed so far is an excess of suprathermal electrons. All the other plasma density peaks are accompanied by a depletion and cooling of the suprathermal electrons, which can be expected as these events take place in the densest region of the neutral atmosphere and the electrons are cooled by neutral collisions. The excess on 17 September is indicative of a singular process replenishing the suprathermal electron component. The anomalous increase in plasma density observed on Sept 17th is therefore likely caused by an increase of electron impact ionization associated with this excess of suprathermal electrons, as reported for different periods in previous studies (Hajra et al., 2018; Heritier et al., 2018)

In agreement with previous results based on measurements from earlier phases of the comet's lifetime (Galand et al., 2016; Edberg et al., 2015; Vignen et al., 2016; Nemeth, 2020), the electron density falls off with approximately r^{-1} in the fading coma of comet 67P. This r^{-1} dependence of the electron density is a remarkably persistent feature of the cometary environment everywhere, where the energy density of the cometary plasma dominates over that of the solar wind. Further away from the nucleus, where the effects of the solar wind dominate, this rule is not expected to hold. Behar et al. (2018) created a semi-analytical model of this region, in which the transition from new born ions into pick-up ions is treated as a loss term for the newborn ion population. Nilsson et al. (2018) interpreted the energy spectra of the pick-up ions in terms of their source region ion density, which appeared to fall off as r^{-2} in accordance with the expected production rate.

It is important to note that the validity of using separate radial and angular variables in our analytical model is equivalent with the angular structure being independent of the radial distance. This means that the plasma motion is essentially radial at the distances considered here, irrespectively of the location in latitude and longitude.

The electron density features a maximum in the southern hemisphere, the best fit to the measured MIP data is achieved when we set the location of the maximum of the density around the south pole. This result agrees well with the findings of investigations of the neutral density after perihelion (Hansen et al., 2016; Kramer et al., 2017; Combi et al., 2020) that found an active southern hemisphere and

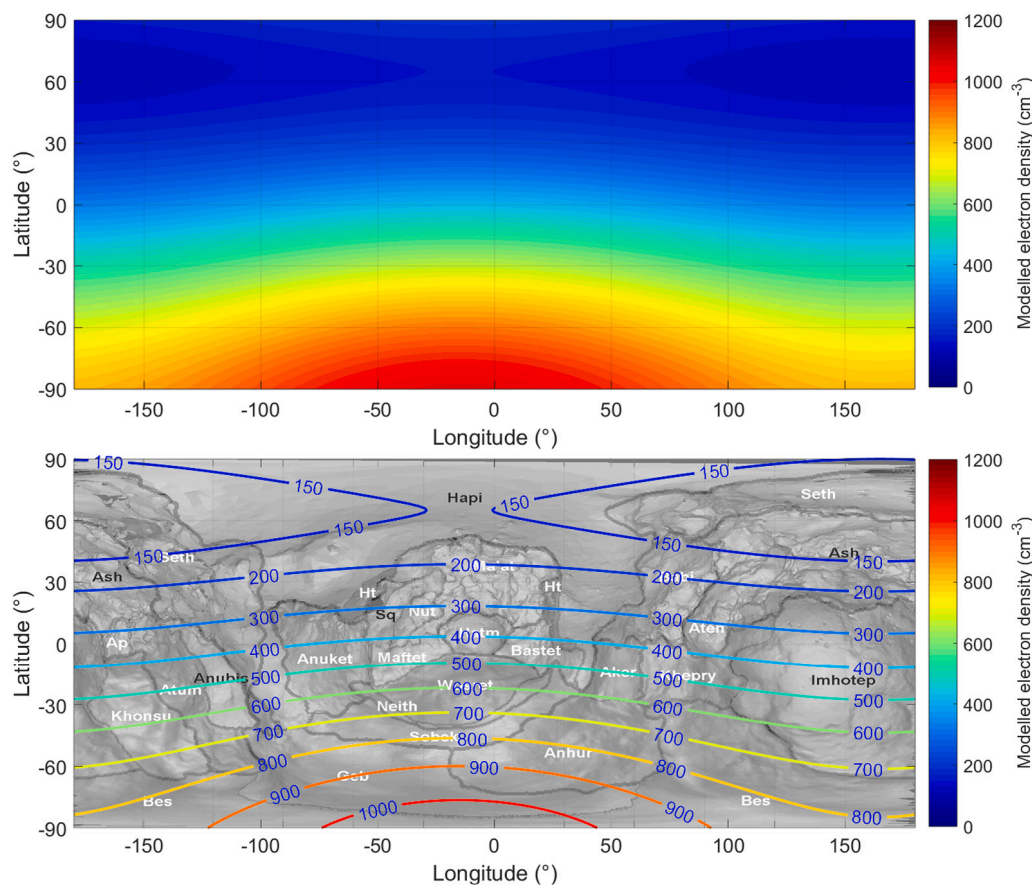


Fig. 6. Modelled electron densities 4 km from the centre of the nucleus (namely in the altitude of peak ionospheric density), in latitude–longitude plane. On the bottom panel the contours are projected to the surface of the nucleus (Surface map: El-Maarry et al., 2016.).

showed the separation of the sub-solar point and the highest density areas above the comet. According to the findings of Combi et al. (2020) during the last months of the Rosetta mission the dominant CO_2 surface activity distribution showed strong latitudinal dependence with a maximum at latitudes around 90° in the southern hemisphere and a longitudinal dependence with a faint maximum at longitudes around 0° . Kramer et al. (2017) reported that in May 2016 the neutral densities had a maximum above longitudes around -10° . In agreement with this we have found an electron density maximum at $\varphi_0 = -15^\circ$ in our model. Values between -30° and 0° give similar results.

This study shows that the latitude plays a very important role in the density distribution: the high $a_\theta = 0.76$ latitudinal modulation amplitude means that the density over the north pole is only 14% of the density over the south pole, the ratio of the two values is $(1 - 0.76)/(1 + 0.76) \approx 0.14$. In contrast, the longitudinal position influences the density only slightly, with an $a_\varphi = 0.13$ modulation amplitude. Thus the minimum in longitude is 77% of the maximum since $(1 - 0.13)/(1 + 0.13) \approx 0.77$.

A radial distance – latitude map of the model density distribution is shown in Fig. 5, to be compared to Fig. 3. The model explains the cometary plasma densities measured along the Rosetta orbiter trajectories very well.

Fig. 6 is a longitude–latitude map of the electron density 4 km over the centre of the nucleus (top panel). This 4 km altitude is the minimum altitude sampled in this time period, but according to Heritier et al. (2017), this altitude also coincide with the height featuring the peak ionospheric density. The bottom panel projects the density contours onto a map (El-Maarry et al., 2016) showing surface features and regions of 67P. The highest densities were measured over the Bes region, while the lowest activity corresponds to Seth.

These maps show the plasma distribution in comet fixed coordinates. Since at this time of the mission both the neutral flow and the plasma is tenuous, the bulk motion of plasma particles points radially outwards from the cometary nucleus in inertial frame. This means that in comet fixed coordinates they move along slightly bent trajectories. Since close to the nucleus the radial flow speed is much larger (~ 500 – 1000 m/s, Hansen et al., 2016) than the apparent tangential speed (~ 2 m/s at 15 km from the comet) in the comet fixed frame, this effect does not change the picture described above; close to the nucleus the plasma motion can be assumed to be approximately radial in comet fixed frame as well. In the 4–15 km radial range of our study we see a plasma cloud radially expanding with respect to the comet and preserving the original latitude–longitude distribution of the source surface.

4. Conclusions

Near the end of the Rosetta orbiter operations, although comet 67P was more than 3.7 AU from the Sun, in situ measurements still show clear signs of a weak but well defined cometary plasma environment. During the last month of the Rosetta operations, in September 2016, the spacecraft moved along a periodic, recurrent orbit that made it possible to study the 3D spatial distribution of the plasma density near the nucleus. In this paper, we derived a simple and useful model to explain the plasma density distribution in the coma of comet 67P in September 2016.

Based on in situ MIP electron density measurements we defined a simple distance, latitude and longitude dependent first order cosine function to model the 3D spatial distribution of the cometary plasma. The model features a r^{-1} dependence on the distance from the centre of the nucleus. It slightly depends on the Sun comet distance as well,

because the cometary activity diminishes as the comet moves away from the Sun. A remarkable advantage of this model is that the four variables of interest are separated, thus showing the role of each independent variable in the 3D mapping of the cometary ionosphere.

This 3D cometary plasma density distribution model reproduced the Rosetta MIP observations remarkably well. The model reflects the observed structures in the plasma density distribution, in particular the main periodicity, the abrupt drops after the main peaks, even the presence of secondary peaks next to the main peaks; it fits well the peak widths as well as the amplitudes. We trust that this first-order 3D model of the cometary ionosphere of 67P will also make it possible to better understand the local plasma dynamics identified as local discrepancies between the Rosetta plasma observation and the model described in this work.

The plasma density distribution shows a strong latitudinal dependence: the plasma density is highest above the southern hemisphere. This is consistent with the neutral density observations after the comet's perihelion passage (Hansen et al., 2016; Kramer et al., 2017; Combi et al., 2020). Indeed, the southern, nightside hemisphere produces more plasma than the sunlit northern hemisphere — mostly due to the higher neutral outgassing rates. Our model shows that the plasma density can be described well by assuming only a single plasma source in longitudes around -15° . This also correlates with the findings of Kramer et al. (2017) who found that in May 2016 the neutral densities had a maximum above longitudes around -10° .

Acknowledgements

Rosetta is an ESA mission with contributions from its member states and NASA. We thank the Rosetta Mission Team, SGS, and RMOC for their outstanding efforts in making this mission possible. The work of Z. N. was supported by the János Bolyai Research Scholarship of the Hungarian Academy of Sciences. The work at LPC2E/CNRS was supported by CNES and by ANR under the financial agreement ANR-15-CE31-0009-01. The work of R. H. is funded by the Science & Engineering Research Board (SERB), a statutory body of the Department of Science & Technology (DST), the Government of India through Ramanujan Fellowship.

References

- Balsiger, H., Altwegg, K., Bochsler, P., Eberhardt, P., Fischer, J., Graf, S., Jäckel, A., Kopp, E., Langer, U., Mildner, M., Müller, J., Riesen, T., Rubin, M., Scherer, S., Wurz, P., Wüthrich, S., Arijis, E., Delanoye, S., de Keyser, J., Neefs, E., Nevejans, D., Rème, H., Aoustin, C., Mazelle, C., Médale, J.L., Sauvaud, J.A., Berthelier, J.J., Bertaux, J.L., Duvet, L., Illiano, J.M., Fuselier, S.A., Ghielmetti, A.G., Magoncelli, T., Shelley, E.G., Korth, A., Heerlein, K., Lauche, H., Livi, S., Loose, A., Mall, U., Wilken, B., Gliem, F., Fiethe, B., Gombosi, T.I., Block, B., Carignan, G.R., Fisk, L.A., Waite, J.H., Young, D.T., Wollnik, H., 2007. Rosina Rosetta orbiter spectrometer for ion and neutral analysis. *Space Sci. Rev.* 128 (1–4), 745–801. <http://dx.doi.org/10.1007/s11214-006-8335-3>.
- Behar, E., Nilsson, H., Alho, M., Goetz, C., Tsurutani, B., 2017. The birth and growth of a solar wind cavity around a comet – Rosetta observations. *Mon. Not. R. Astron. Soc.* 469 (Suppl. 2), S396–S403. <http://dx.doi.org/10.1093/mnras/stx1871>.
- Behar, E., Nilsson, H., Wieser, G.S., Nemeth, Z., Broiles, T.W., Richter, I., 2016. Mass loading at 67P/Churyumov-Gerasimenko: A case study. *Geophys. Res. Lett.* 43, 1411–1418. <http://dx.doi.org/10.1002/2015GL067436>.
- Behar, E., Tabone, B., Saillenfest, M., Henri, P., Deca, J., Lindkvist, J., Holmström, M., Nilsson, H., 2018. Solar wind dynamics around a comet. A 2D semi-analytical kinetic model. *Astron. Astrophys.* 620, A35. <http://dx.doi.org/10.1051/0004-6361/201832736>, [arXiv:1805.03459](https://arxiv.org/abs/1805.03459).
- Biver, N., Bockelée-Morvan, D., Hofstadter, M., Lellouch, E., Choukroun, M., Gulkis, S., Crovisier, J., Schloerb, F.P., Rezac, L., von Allmen, P., Lee, S., Leyrat, C., Ip, W.H., Hartogh, P., Encrenaz, P., Beaudin, G., Miro Team, 2019. Long-term monitoring of the outgassing and composition of comet 67P/Churyumov-Gerasimenko with the Rosetta/MIRO instrument. *Astron. Astrophys.* 630, A19. <http://dx.doi.org/10.1051/0004-6361/201834960>.
- Carr, C., Cupido, E., Lee, C.G.Y., Balogh, A., Beek, T., Burch, J.L., Dunford, C.N., Eriksson, A.I., Gill, R., Glassmeier, K.H., Goldstein, R., Lagoutte, D., Lundin, R., Lundin, K., Lybekk, B., Michau, J.L., Musmann, G., Nilsson, H., Pollock, C., Richter, I., Trotignon, J.G., 2007. RPC: The Rosetta plasma consortium. *Space Sci. Rev.* 128 (1), 629–647. <http://dx.doi.org/10.1007/s11214-006-9136-4>.
- Churyumov, K.I., Gerasimenko, S.I., 1972. Physical observations of the short-period comet 1969 IV. In: Chebotarev, G.A., Kazimirchak-Polonskaia, E.I., Marsden, B.G. (Eds.), *The Motion, Evolution of Orbits, and Origin of Comets*. In: IAU Symposium, 45, p. 27.
- Coates, A., 1997. Ionospheres and magnetospheres of comets. *Adv. Space Res.* 20 (2), 255–266. [http://dx.doi.org/10.1016/S0273-1177\(97\)00543-7](http://dx.doi.org/10.1016/S0273-1177(97)00543-7), URL: <http://www.sciencedirect.com/science/article/pii/S0273117797005437>.
- Combi, M., Shou, Y., Fougere, N., Tenishev, V., Altwegg, K., Rubin, M., Bockelée-Morvan, D., Capaccioni, F., Cheng, Y.C., Fink, U., Gombosi, T., Hansen, K.C., Huang, Z., Marshall, D., Toth, G., 2020. The surface distributions of the production of the major volatile species, H₂O, CO₂, CO and O₂, from the nucleus of comet 67P/Churyumov-Gerasimenko throughout the Rosetta mission as measured by the ROSINA double focusing mass spectrometer. *Icarus* 335, 113421. <http://dx.doi.org/10.1016/j.icarus.2019.113421>, URL: <http://www.sciencedirect.com/science/article/pii/S0019103519303203>.
- Cravens, T., 1987. Theory and observations of cometary ionospheres. *Adv. Space Res.* 7 (12), 147–158. [http://dx.doi.org/10.1016/0273-1177\(87\)90212-2](http://dx.doi.org/10.1016/0273-1177(87)90212-2), URL: <http://www.sciencedirect.com/science/article/pii/0273117787902122>. Proceedings of the Topical Meeting of the COSPAR Interdisciplinary Scientific Commission C(Meeting C3), Workshop III and Symposium 8 of the COSPAR Twenty-sixth Plenary Meeting.
- Cravens, T.E., 1991. Plasma processes in the inner coma. *Int. Astron. Union Colloq.* 116 (2), 1211–1255. <http://dx.doi.org/10.1017/S0252921100012884>.
- Deca, J., Divin, A., Henri, P., Eriksson, A., Markidis, S., Olshevsky, V., Horányi, M., 2017. Electron and ion dynamics of the solar wind interaction with a weakly outgassing comet. *Phys. Rev. Lett.* 118 (20), 205101. <http://dx.doi.org/10.1103/PhysRevLett.118.205101>, URL: <https://ui.adsabs.harvard.edu/abs/2017PhRvL.118t5101D>.
- Deca, J., Henri, P., Divin, A., Eriksson, A., Galand, M., Beth, A., Ostaszewski, K., Horányi, M., 2019. Building a weakly outgassing comet from a generalized Ohm's law. *Phys. Rev. Lett.* 123 (5), 055101. <http://dx.doi.org/10.1103/PhysRevLett.123.055101>, URL: <https://ui.adsabs.harvard.edu/abs/2019PhRvL.123e5101D>.
- Edberg, N.J.T., Eriksson, A.I., Odelstad, E., Henri, P., Lebreton, J., Gasc, S., Rubin, M., André, M., Gill, R., Johansson, E.P.G., Johansson, F., Vignen, E., Wahlund, J.E., Carr, C.M., Cupido, E., Glassmeier, K., Goldstein, R., Koenders, C., Mandt, K., Nemeth, Z., Nilsson, H., Richter, I., Wieser, G.S., Szego, K., Volwerk, M., 2015. Spatial distribution of low-energy plasma around comet 67P/CG from Rosetta measurements. *Geophys. Res. Lett.* 42 (11), 4263–4269. <http://dx.doi.org/10.1002/2015GL064233>.
- El-Maary, M.R., Thomas, N., Gracia-Berná, A., Pajola, M., Lee, J.-C., Massironi, M., Davidsson, B., Marchi, S., Keller, H.U., Hviid, S.F., Besse, S., Sierks, H., Barbieri, C., Lamy, P.L., Koschny, D., Rickman, H., Rodrigo, R., A'Hearn, M.F., Auger, A.-T., Barucci, M.A., Bertaux, J.-L., Bertini, I., Bodewits, D., Cremonese, G., Da Deppo, V., De Cecco, M., Debei, S., Güttler, C., Fornasier, S., Fulle, M., Giacomini, L., Groussin, O., Gutierrez, P.J., Ip, W.-H., Jorda, L., Knollenberg, J., Kovacs, G., Kramm, J.-R., Kürt, E., Küppers, M., Lara, L.M., Lazzarin, M., Lopez Moreno, J.J., Marschall, R., Marzari, F., Naletto, G., Oklay, N., Pommerol, A., Preusker, F., Scholten, F., Tubiana, C., Vincent, J.-B., 2016. Regional surface morphology of comet 67P/Churyumov-Gerasimenko from Rosetta/OSIRIS images: The southern hemisphere. *Astron. Astrophys.* 593, A110. <http://dx.doi.org/10.1051/0004-6361/201628634>.
- Eriksson, A.I., Boström, R., Gill, R., Åhlén, L., Jansson, S.E., Wahlund, J.E., André, M., Mäkkä, A., Holtet, J.A., Lybekk, B., Pedersen, A., Blomberg, L.G., 2007. RPC-LAP: The Rosetta Langmuir probe instrument. *Space Sci. Rev.* 128, 729–744. <http://dx.doi.org/10.1007/s11214-006-9003-3>, URL: <https://ui.adsabs.harvard.edu/abs/2007SSRv..128..729E>.
- Galand, M., Héritier, K.L., Odelstad, E., Henri, P., Broiles, T.W., Allen, A.J., Altwegg, K., Beth, A., Burch, J.L., Carr, C.M., Cupido, E., Eriksson, A.I., Glassmeier, K.H., Johansson, F.L.B., Lebreton, J.P., Mandt, K.E., Nilsson, H., Richter, I., Rubin, M., Sagnières, L.B.M., Schwartz, S.J., Sémon, T., Tzou, C.Y., Vallières, X., Vignen, E., Wurz, P., 2016. Ionospheric plasma of comet 67P probed by Rosetta at 3au from the Sun. *Mon. Not. R. Astron. Soc.* 462 (Suppl. 1), S331–S351. <http://dx.doi.org/10.1093/mnras/stw2891>.
- Glassmeier, K.H., Boehnhardt, H., Koschny, D., Kürt, E., Richter, I., 2007. The Rosetta mission: Flying towards the origin of the solar system. *Space Sci. Rev.* 128 (1–4), 1–21. <http://dx.doi.org/10.1007/s11214-006-9140-8>.
- Hajra, R., Henri, P., Myllys, M., Héritier, K.L., Galand, M., SimonWedlund, C., Breuillard, H., Behar, E., Edberg, N.J.T., Goetz, C., Nilsson, H., Eriksson, A.I., Goldstein, R., Tsurutani, B.T., Moré, J., Vallières, X., Wattiaux, G., 2018. Cometary plasma response to interplanetary corotating interaction regions during 2016 June–September: a quantitative study by the Rosetta plasma consortium. *Mon. Not. R. Astron. Soc.* 480 (4), 4544–4556. <http://dx.doi.org/10.1093/mnras/sty2166>.
- Hansen, K.C., Altwegg, K., Berthelier, J.J., Bieler, A., Biver, N., Bockelée-Morvan, D., Calmonte, U., Capaccioni, F., Combi, M.R., De Keyser, J., Fiethe, B., Fougere, N., Fuselier, S.A., Gasc, S., Gombosi, T.I., Huang, Z., Le Roy, L., Lee, S., Nilsson, H., Rubin, M., Shou, Y., Snodgrass, C., Tenishev, V., Toth, G., Tzou, C.Y., Simon Wedlund, C., the ROSINA team, 2016. Evolution of water production of 67P/Churyumov-Gerasimenko: an empirical model and a multi-instrument study. *Mon. Not. R. Astron. Soc.* 462 (Suppl. 1), S491–S506. <http://dx.doi.org/10.1093/mnras/stw2413>.

- Henri, P., Vallières, X., Lagoutte, D., Traore, N., 2018. ROSETTA-ORBITER 67P RPCMIP 3 xxxx V2.0, RO-CRPCMIP-3-xxxx-V2.0. ESA Planetary Science Archive and NASA Planetary Data System.
- Henri, P., Vallières, X., the RPC-MIP team, 2019. User guide to the RPC-MIP science datasets in the ESA's planetary science archive (PSA), RPC-MIP-UG-LPC2E. ESA Planetary Science Archive and NASA Planetary Data System.
- Heritier, K.L., Galand, M., Henri, P., Johansson, F.L., Beth, A., Eriksson, A.I., Vallières, X., Altwegg, K., Burch, J.L., Carr, C., Ducrot, E., Hajra, R., Rubin, M., 2018. Plasma source and loss at comet 67P during the Rosetta mission. *Astron. Astrophys.* 618, A77. <http://dx.doi.org/10.1051/0004-6361/201832881>.
- Heritier, K.L., Henri, P., Vallières, X., Galand, M., Odelstad, E., Eriksson, A.I., Johansson, F.L., Altwegg, K., Behar, E., Beth, A., Broiles, T.W., Burch, J.L., Carr, C.M., Cupido, E., Nilsson, H., Rubin, M., Vignen, E., 2017. Vertical structure of the near-surface expanding ionosphere of comet 67P probed by Rosetta. *Mon. Not. R. Astron. Soc.* 469 (Suppl. 2), S118–S129. <http://dx.doi.org/10.1093/mnras/stx1459>.
- Huang, Z., Tóth, G., Gombosi, T.I., Jia, X., Combi, M.R., Hansen, K.C., Fougere, N., Shou, Y., Tenishev, V., Altwegg, K., Rubin, M., 2018. Hall effect in the coma of 67P/Churyumov–Gerasimenko. *Mon. Not. R. Astron. Soc.* 475 (2), 2835–2841. <http://dx.doi.org/10.1093/mnras/stx3350>, URL: <https://academic.oup.com/mnras/article-pdf/475/2/2835/23799200/stx3350.pdf>.
- Huang, Z., Tóth, G., Gombosi, T.I., Jia, X., Rubin, M., Fougere, N., Tenishev, V., Combi, M.R., Bieler, A., Hansen, K.C., Shou, Y., Altwegg, K., 2016. Four-fluid MHD simulations of the plasma and neutral gas environment of comet 67P/Churyumov–Gerasimenko near perihelion. *J. Geophys. Res. Space Phys.* 121 (5), 4247–4268. <http://dx.doi.org/10.1002/2015JA022333>, URL: <https://agupubs.onlinelibrary.wiley.com/doi/abs/10.1002/2015JA022333>. arXiv:https://agupubs.onlinelibrary.wiley.com/doi/pdf/10.1002/2015JA022333.
- Jorda, L., Gaskell, R., Capanna, C., Hviid, S., Lamy, P., Āurech, J., Faury, G., Groussin, O., Gutiérrez, P., Jackman, C., Keilm, S.J., Keller, H.U., Knollenberg, J., Kührt, E., Marchi, S., Mottola, S., Palmer, E., Schloerb, F.P., Sierks, H., Vincent, J.B., A'Hearn, M.F., Barbieri, C., Rodrigo, R., Koschny, D., Rickman, H., Barucci, M.A., Bertaux, J.L., Bertini, I., Cremonese, G., Da Deppo, V., Davidsson, B., Debei, S., De Cecco, M., Fornasier, S., Fulle, M., Güttler, C., Ip, W.H., Kramm, J.R., Küppers, M., Lara, L.M., Lazzarin, M., Lopez Moreno, J.J., Marzari, F., Naletto, G., Oklay, N., Thomas, N., Tubiana, C., Wenzel, K.P., 2016. The global shape, density and rotation of Comet 67P/Churyumov–Gerasimenko from preperihelion Rosetta /OSIRIS observations. *Icarus* 277, 257–278. <http://dx.doi.org/10.1016/j.icarus.2016.05.002>, URL: <https://ui.adsabs.harvard.edu/abs/2016Icar..277..257J>.
- Koenders, C., Goetz, C., Richter, I., Motschmann, U., Glassmeier, K.H., 2016. Magnetic field pile-up and draping at intermediately active comets: results from comet 67P/Churyumov–Gerasimenko at 2.0AU. *Mon. Not. R. Astron. Soc.* 462 (Suppl. 1), S235–S241. <http://dx.doi.org/10.1093/mnras/stw2480>, arXiv:https://academic.oup.com/mnras/article-pdf/462/Suppl_1/S235/8242449/stw2480.pdf.
- Kramer, T., Läuter, M., Rubin, M., Altwegg, K., 2017. Seasonal changes of the volatile density in the coma and on the surface of comet 67P/Churyumov–Gerasimenko. *Mon. Not. R. Astron. Soc.* 469 (Suppl. 2), S20–S28. <http://dx.doi.org/10.1093/mnras/stx866>.
- Madanian, H., Cravens, T.E., Rahmati, A., Goldstein, R., Burch, J., Eriksson, A.I., Edberg, N.J.T., Henri, P., Mandt, K., Clark, G., Rubin, M., Broiles, T., Reedy, N.L., 2016. Suprathermal electrons near the nucleus of comet 67P/Churyumov–Gerasimenko at 3 AU: Model comparisons with Rosetta data. *J. Geophys. Res. Space Phys.* 121 (6), 5815–5836. <http://dx.doi.org/10.1002/2016JA022610>, 2016JA022610.
- Mandt, K.E., Eriksson, A., Edberg, N.J.T., Koenders, C., Broiles, T., Fuselier, S.A., Henri, P., Nemeth, Z., Alho, M., Biver, N., Beth, A., Burch, J., Carr, C., Chae, K., Coates, A.J., Cupido, E., Galand, M., Glassmeier, K.H., Goetz, C., Goldstein, R., Hansen, K.C., Haiducek, J., Kallio, E., Lebreton, J.P., Luspay-Kuti, A., Mokashi, P., Nilsson, H., Opitz, A., Richter, I., Samara, M., Szego, K., Tzou, C.Y., Volwerk, M., Simon Wedlund, C., Stenberg Wieser, G., 2016. RPC Observation of the development and evolution of plasma interaction boundaries at 67P/Churyumov–Gerasimenko. *Mon. Not. R. Astron. Soc.* 462 (Suppl. 1), S9–S22. <http://dx.doi.org/10.1093/mnras/stw1736>.
- Mendis, D.A., Houpis, H.L.F., Marconi, M.L., 1985. The physics of comets. *Fundam. Cosm. Phys.* 10, 380.
- Nemeth, Z., 2020. The dynamics of the Magnetic-field-free Cavity around Comets. *Astrophys. J.* 891 (2), 112. <http://dx.doi.org/10.3847/1538-4357/ab6e69>.
- Nilsson, H., Gunell, H., Karlsson, T., Brenning, N., Henri, P., Goetz, C., Eriksson, A.I., Behar, E., Stenberg Wieser, G., Vallières, X., 2018. Size of a plasma cloud matters. the polarisation electric field of a small-scale comet ionosphere. *Astron. Astrophys.* 616, A50. <http://dx.doi.org/10.1051/0004-6361/201833199>.
- Nilsson, H., Stenberg Wieser, G., Behar, E., Wedlund, C.S., Kallio, E., Gunell, H., Edberg, N.J.T., Eriksson, A.I., Yamauchi, M., Koenders, C., Wieser, M., Lundin, R., Barabash, S., Mandt, K., Burch, J.L., Goldstein, R., Mokashi, P., Carr, C., Cupido, E., Fox, P.T., Szego, K., Nemeth, Z., Fedorov, A., Sauvaud, J.A., Koskinen, H., Richter, I., Lebreton, J.P., Henri, P., Volwerk, M., Vallat, C., Geiger, B., 2015. Evolution of the ion environment of comet 67P/Churyumov–Gerasimenko. Observations between 3.6 and 2.0 AU. *Astron. Astrophys.* 583, A20. <http://dx.doi.org/10.1051/0004-6361/201526142>.
- Nilsson, H., Wieser, G.S., Behar, E., Gunell, H., Wieser, M., Galand, M., Simon Wedlund, C., Alho, M., Goetz, C., Yamauchi, M., Henri, P., Odelstad, E., Vignen, E., 2017. Evolution of the ion environment of comet 67P during the Rosetta mission as seen by RPC-ICA. *Mon. Not. R. Astron. Soc.* 469 (Suppl. 2), S252–S261. <http://dx.doi.org/10.1093/mnras/stx1491>.
- Nilsson, H., Wieser, G.S., Behar, E., Wedlund, C.S., Gunell, H., Yamauchi, M., Lundin, R., Barabash, S., Wieser, M., Carr, C., et al., 2015. Birth of a comet magnetosphere: A spring of water ions. *Science* 347 (6220), aaa0571.
- Preusker, F., Scholten, F., Matz, K.D., Roatsch, T., Hviid, S., Mottola, S., Knollenberg, J., Kührt, E., 2017. The global meter-level shape model of comet 67P/Churyumov–Gerasimenko. *Astron. Astrophys.* 607, <http://dx.doi.org/10.1051/0004-6361/201731798>.
- Preusker, F., Scholten, F., Matz, K.D., Roatsch, T., Willner, K., Hviid, S.F., Knollenberg, J., Jorda, L., Gutiérrez, P.J., Kührt, E., Mottola, S., A'Hearn, M.F., Thomas, N., Sierks, H., Barbieri, C., Lamy, P., Rodrigo, R., Koschny, D., Rickman, H., Keller, H.U., Agarwal, J., Barucci, M.A., Bertaux, J.L., Bertini, I., Cremonese, G., Da Deppo, V., Davidsson, B., Debei, S., De Cecco, M., Fornasier, S., Fulle, M., Groussin, O., Güttler, C., Ip, W.H., Kramm, J.R., Küppers, M., Lara, L.M., Lazzarin, M., Lopez Moreno, J.J., Marzari, F., Michalik, H., Naletto, G., Oklay, N., Tubiana, C., Vincent, J.B., 2015. Shape model, reference system definition, and cartographic mapping standards for comet 67P/Churyumov–Gerasimenko - Stereo-photogrammetric analysis of Rosetta /OSIRIS image data. *Astron. Astrophys.* 583, A33. <http://dx.doi.org/10.1051/0004-6361/201526349>, URL: <https://ui.adsabs.harvard.edu/abs/2015A%26A..583A..33P>.
- Szegő, K., Glassmeier, K.H., Bingham, R., Bogdanov, A., Fischer, C., Haerendel, G., Brinca, A., Cravens, T., Dubinin, E., Sauer, K., Fisk, L., Gombosi, T., Schwadron, N., Isenberg, P., Lee, M., Mazelle, C., Möbius, E., Motschmann, U., Shapiro, V.D., Tsurutani, B., Zank, G., 2000. Physics of mass loaded plasmas. *Space Sci. Rev.* 94, 429–671.
- Trotignon, J.G., Michau, J.L., Lagoutte, D., Chabassièrre, M., Chalumeau, G., Colin, F., Décrou, P.M.E., Geiswiler, J., Gille, P., Grard, R., Hachemi, T., Hamelin, M., Eriksson, A., Laakso, H., Lebreton, J.P., Mazelle, C., Randriamboarison, O., Schmidt, W., Smit, A., Telljohann, U., Zamora, P., 2007. RPC-MIP: the mutual impedance probe of the Rosetta plasma consortium. *Space Sci. Rev.* 128 (1), 713–728. <http://dx.doi.org/10.1007/s11214-006-9005-1>.
- Vignen, E., Altwegg, K., Edberg, N.J.T., Eriksson, A.I., Galand, M., Henri, P., Johansson, F., Odelstad, E., Tzou, C.Y., Vallières, X., 2016. Model-observation comparisons of electron number densities in the coma of 67P/CG during 2015. *Astron. J.* 152 (3), 59. <http://dx.doi.org/10.3847/0004-6256/152/3/59>.
- Vignen, E., Galand, M., 2013. Predictions of ion production rates and ion number densities within the diamagnetic cavity of comet 67P/CG at perihelion. *Astrophys. J.* 772 (1), 33. <http://dx.doi.org/10.1088/0004-637x/772/1/33>.
- Vignen, E., Galand, M., Eriksson, A.I., Edberg, N.J.T., Odelstad, E., Schwartz, S.J., 2015. On the electron-neutral number density ratio in the coma of comet 67P/CG: guiding expression and sources for deviations. *Astrophys. J.* 812 (1), 54. <http://dx.doi.org/10.1088/0004-637x/812/1/54>.
- Wedlund, C.S., Alho, M., Gronoff, G., Kallio, E., Gunell, H., Nilsson, H., Lindkvist, J., Behar, E., Stenberg Wieser, G., Miloch, W.J., 2017. Hybrid modelling of cometary plasma environments - I. Impact of photoionisation, charge exchange, and electron ionisation on bow shock and cometopause at 67P/Churyumov–Gerasimenko. *Astron. Astrophys.* 604, A73. <http://dx.doi.org/10.1051/0004-6361/201730514>.
- Yang, L., Paulsson, J.J.P., Simon Wedlund, C., Odelstad, E., Edberg, N.J.T., Koenders, C., Eriksson, A.I., Miloch, W.J., 2016. Observations of high-plasma density region in the inner coma of 67P/Churyumov–Gerasimenko during early activity. *Mon. Not. R. Astron. Soc.* 462 (Suppl. 1), S33–S44. <http://dx.doi.org/10.1093/mnras/stw2046>.