



**HAL**  
open science

## Deep reactive ion etching process for PZT actuators

Djaffar Belharet, Vincent Chalvet, Cédric Clevy, Micky Rakotondrabe,  
Laurent Robert

► **To cite this version:**

Djaffar Belharet, Vincent Chalvet, Cédric Clevy, Micky Rakotondrabe, Laurent Robert. Deep reactive ion etching process for PZT actuators. Journées Nationales sur les Technologies Emergentes en Micronanofabrication, Nov 2015, Lyon, France. hal-02868237

**HAL Id: hal-02868237**

**<https://hal.science/hal-02868237>**

Submitted on 15 Jun 2020

**HAL** is a multi-disciplinary open access archive for the deposit and dissemination of scientific research documents, whether they are published or not. The documents may come from teaching and research institutions in France or abroad, or from public or private research centers.

L'archive ouverte pluridisciplinaire **HAL**, est destinée au dépôt et à la diffusion de documents scientifiques de niveau recherche, publiés ou non, émanant des établissements d'enseignement et de recherche français ou étrangers, des laboratoires publics ou privés.

# Deep reactive ion etching process for PZT actuators

D.Belharet<sup>1</sup>, V.Chalvet<sup>2</sup>, C.Clevy<sup>2</sup>, M. Rakotondrabe<sup>2</sup>, L. Robert<sup>1</sup>

<sup>1</sup> MIMENTO, FEMTO-ST, UMR 6174, Besançon, France

<sup>2</sup> AS2M Department, FEMTO-ST, UMR 6174, Besançon, France

E-mail address: djaffar.belharet@femto-st.fr

*Topic : Etching and Surface Processing*

**Abstract— We developed a deep etching plasma process on PZT substrate that has been optimized to obtain a good anisotropy and smooth side walls. Cantilevered piezo actuators have been fabricated and tested in order to verify that the process does not modify the PZT properties. The characterization show that the bandwidth of the 4mm-long actuators exceeds 1772Hz and the static deflection coefficient reaches 1.25 $\mu\text{m}/\text{V}$ , which matches well the theory. These results demonstrate the efficiency of the process to maintain the materials properties.**

## I. INTRODUCTION

Lead Zirconate Titanate (PZT) thin films are known for their applications in micro electro-mechanical system (MEMS) because of their superior piezoelectric and pyroelectric properties and in memory devices, such as nonvolatile ferroelectric random access memories (FRAM), because of their high dielectric constants and bistable polarization [1]. To incorporate/integrate these materials into silicon IC technology it is necessary to develop anisotropic dry etch processes to etch desired, precisely accurate and defect free PZT structures in the micrometer size range.

The PZT ferroelectric thin films that compose piezoelectric elements react poorly with halogen gases and their halides have low vapor pressures. For these reasons, these materials are called hard-to-etch materials. One of the widely used dry etching processes is halogen plasmas - chlorine and fluorine based gases which have shown high potential to achieve the desired results [2,3,4].

In this paper, we propose process optimization using Ar/C4F8 in order to etch anisotropically the PZT structures and also to obtain an acceptable etch rate. The other objective is to obtain a good smoothing in the walls trenches. PZT actuators with cantilever structure (length of 4mm, total thickness of 53 $\mu\text{m}$ , width varying from 150 $\mu\text{m}$  to 1mm) have been afterwards realized with the new process. In order to check if this process does not modify the properties of the PZT materials, we characterized the

fabricated actuators. The results show that the bandwidth, which in excess of 1772Hz, as well as the static property, reaching 1.25 $\mu\text{m}/\text{V}$ , almost correspond to the theory demonstrating that the mechanical and the electromechanical properties were not influenced by the process.

## II. PROCESS FLOW

### A. Stack wafer preparation

The fabrication process starts from a 4" Si substrate. A PZT substrate is bond on it by using an Au/Au wafer bonding process and then thinned to 48  $\mu\text{m}$ . A thin photoresist film is deposited on the PZT wafer, than it's bonded with silicon wafer in order to be polished. A thin layer Cr/Au is deposited on the PZT polished wafer backside. While doing this operation, a thin layer Cr/Au is deposited The (SOI) silicon on insulator wafer frontside. The stack wafer followed several process steps. The critical process operation is the PZT etching. This operation needs hard mask which is achieved by the electroplating process.

### B. Electroplating process

The electroplating of the Nickel mask was achieved by using the Technotrans Microform 100 industrial tool. A Ni layer was electroplated on an Au seed layer, which guarantees the electrical conduction required for the process, using a direct current. The concentration of the electroplating solution is: [Ni]=89g/l. Boric acid ([H<sub>3</sub>BO<sub>3</sub>]=55g/l) allows to buffer the solution to pH = 3,6 and the temperature of the electrolyte is fixed at 52°. This machine and these process conditions ensure reproducible deposition rate estimated at 15,2  $\mu\text{m}/\text{h}$ . The Ni electroplated thickness is 9,7  $\mu\text{m}$ .

### C. DRIE Process

The DRIE etching process was achieved on STS PEGASUS equipment. The ICP coil power was fixed at 600W, the bias power was varied and optimized at 300W, the chamber pressure was 2mTorr. The temperature was set to 0° and the gas ratio Ar/C4F8 was kept at 64 sccm /5 sccm.

The geometry of the PZT cantilevers was then characterized by using profilometer and SEM microscopy. The figure 1 shows the SEM cross section of PZT structures and the sidewall profile angle obtained after the DRIE process.




Figure 1. (a) SEM cross section of etched PZT structures (b) side wall etched angle

The characterization results showed that the etch rate is  $800\text{\AA}/\text{min}$ , the profile angle is  $82^\circ$  as illustrated in the figure 1 and the selectivity is 1:15. The DRIE process was optimized to obtain smoother sidewalls. We studied the effect of critical process parameters and one of them is the substrate power (Bias). The substrate power determines the kinetic energy of the ions bombarding the substrate. As the substrate power increases, the ions are accelerated making up a high energy bombardment of the wafer. This high energetic sputtering by ions causes an increase in the etch rate by facilitating rapid physical removal of non-volatile etch products from the surface of the sample [5,6]

### III. FABRICATED PZT CANTILEVERS ACTUATORS

The new process was afterwards used to fabricate piezoelectric cantilever actuators. The sizes of the cantilevers are:  $4\text{mm} \times 53\mu\text{m}$  (length  $\times$  total thickness), where the thickness of the PZT is  $48\mu\text{m}$  and the thickness of the passive material (silicon) is  $5\mu\text{m}$ . The width varies from  $150\mu\text{m}$  to  $1\text{mm}$ . Fig.2 presents the different cantilevered actuators as well as the experimental setup. The setup is composed of: the actuators to be characterized, an optical sensor (resolution  $10\text{nm}$ , bandwidth in excess of  $5\text{kHz}$ ) from Keyence-company, a computer and the Matlab-Simulink software to manage the signals (voltage and measurement), a dSPACE acquisition board that serves as interface, and a voltage amplifier ( $\pm 200\text{V}$ ).




Figure 2. The fabricated actuators

### IV. CHARACTERISATION RESULTS

Both the static and the dynamic properties of the actuators were characterized. The static property is

obtained by applying a sine voltage to the actuators. The frequency is chosen to be low:  $0.1\text{Hz}$ . The output displacement is afterwards plotted versus the input voltage. Fig. 3 show the results when the voltage amplitude is  $5\text{V}$ ,  $10\text{V}$ ,  $20\text{V}$ ,  $30\text{V}$ ,  $40\text{V}$ , which show a gain of  $1.25\mu\text{m}/\text{V}$ . A harmonic analysis was also carried out to the actuators and it was shown that the bandwidth reaches  $1772\text{Hz}$ . These results are in good agreement with the theory and demonstrate that the process does not modify the mechanical as well as the electromechanical properties of the materials. Therefore, they show that it is possible to machine even more miniaturized PZT based actuators without compromising the materials characteristics. Furthermore, such miniaturized actuators are more performant in term of gain and frequency relative to classically sized PZT cantilevers; see for instance [7].

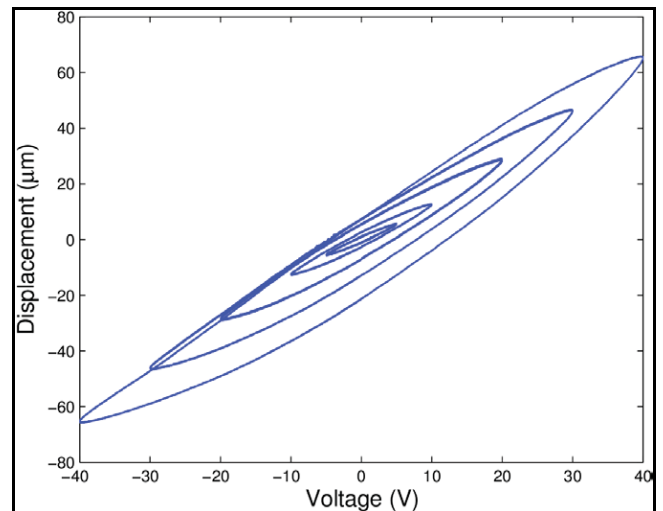


Figure 3. Static property

### I. CONCLUSION

The etching process for PZT thin films was developed to obtain the high etch rate ( $800\text{\AA}/\text{min}$ ) and reasonable selectivity 1:15 without redeposits and residues. The sidewall angle of etched PZT films was  $82^\circ$ . The characterization showed that the bandwidth of the actuators exceeds  $1772\text{Hz}$  and the static property reaches  $1.25\mu\text{m}/\text{V}$ .

### ACKNOWLEDGMENT

This work has been supported by the french RENATECH network and its FEMTO-ST technological facility.

### REFERENCES

- [1] C. W. Chung, J. Vac. Sci. Tech. B 16, 1894 (1998).
- [2] D.P.Vijay and S.B.Desu, J. Electrochem. Soc., 140(9), pp2640-2645,1993.
- [3] H. Archard., H. Mace, L.;Peccoud, *Microelectron. Eng.*, Vol.29, pp19-28, 1995
- [4] M. Bale and R. E. Palmer, Deep plasma etching of piezoelectric PZT with SF<sub>6</sub>, J. Vac. Sci. Technol. B 19, 2020 2001
- [5] S.S. Subasinghe, A.Goyal and S.A. Tadigadapa, Proc. of SPIE Vol. 6109, 61090D, 2006
- [6] D.L. Flamm, V. M. Donnelly and D.E. Ibbotson, , J. Vac. Sci. Technol. B 1, 23? 1983
- [7] M.Rakotondrabe, Y. Haddab and P.Lutz, IEEE - Transactions on Control Systems Technology (T-CST), Vol.17, Issue 3, pp:528-539, May 2009.