



HAL
open science

A new way of seeing collaboration in the process of designing interactive digital educational artifacts. The case of the REMASCO project to redesign and reinvent the digital school textbook.

Luis Galindo, Jean-François Cerisier

► **To cite this version:**

Luis Galindo, Jean-François Cerisier. A new way of seeing collaboration in the process of designing interactive digital educational artifacts. The case of the REMASCO project to redesign and reinvent the digital school textbook.. Interfaces numériques, 2019, 10.25965/interfaces-numeriques.3592 . hal-02751785

HAL Id: hal-02751785

<https://hal.science/hal-02751785>

Submitted on 13 Apr 2023

HAL is a multi-disciplinary open access archive for the deposit and dissemination of scientific research documents, whether they are published or not. The documents may come from teaching and research institutions in France or abroad, or from public or private research centers.

L'archive ouverte pluridisciplinaire **HAL**, est destinée au dépôt et à la diffusion de documents scientifiques de niveau recherche, publiés ou non, émanant des établissements d'enseignement et de recherche français ou étrangers, des laboratoires publics ou privés.



Distributed under a Creative Commons Attribution - NonCommercial - NoDerivatives 4.0 International License

A new way of seeing collaboration in the process of designing interactive digital educational artifacts

*The case of the REMASCO project to redesign and
reinvent the digital school textbook*

< Luis Galindo ¹> < Jean-François Cerisier ²>

1. Laboratoire TECHNÉ (EA 6316), Université de Poitiers
1 rue Raymond Cantel, TSA 11102, 86000, Poitiers, France
luis.galindo@univ-poitiers.fr

2. Laboratoire TECHNÉ (EA 6316), Université de Poitiers
1 rue Raymond Cantel, TSA 11102, 86000, Poitiers, France
cerisier@univ-poitiers.fr

< RESUME >

Les groupes de conception doivent être créatifs et inventifs. La performance d'un groupe de conception inventif est essentiellement mesurée en fonction de trois facteurs : le nombre total de contributions (idées), l'égalité du taux de contribution et l'exploration de nouvelles idées. Les technologies numériques remettent en question les utilisations, la forme, la conception et les interactions des artefacts d'apprentissage numériques. Nous avons identifié que dans l'écosystème éducatif, il y a un manque d'inventivité lors de la conception des versions numériques des artefacts d'apprentissage. Nous proposons un nouveau modèle d'interactions collaboratives qui favoriserait le niveau d'inventivité dans le processus de conception des artefacts d'apprentissage numériques. Pour tester notre hypothèse, nous avons choisi le manuel scolaire numérique comme un artefact d'apprentissage numérique, car il peut être décrit comme une simple numérisation de manuels imprimés, avec un manque considérable d'inventivité. Nous avons conçu une étude expérimentale, formant six groupes de conception hétérogènes composés de tous les acteurs de l'écosystème éducatif. Ainsi, nous avons tracé et quantifié toutes les

interactions en ligne entre les participants de chaque groupe de conception. Nous avons constaté que 1) les interactions collaboratives dans le processus de conception des artefacts d'apprentissage améliorent significativement la qualité de la circulation des idées par rapport aux groupes de conception coopératives qui ont divisé le travail et 2) une corrélation positive entre le coefficient de collaboration de chaque groupe de conception et l'inventivité de son prototype conçu. Ces résultats suggèrent que le modèle d'interactions collaboratives peut créer un équilibre entre l'espace individuel d'une personne et l'espace collectif du groupe de conception, facilitant les interactions collaboratives au sein du groupe et favorisant ainsi l'inventivité.

< ABSTRACT >

Design groups need to be creative and inventive. The performance of an inventive design group is essentially measured based on 3 factors: the total number of contributions (ideas), the equality of contribution rate, and the exploration of new ideas. Digital technologies challenge the uses, form, design and interactions of digital learning artifacts. We identified that in the educational ecosystem, there is a lack of inventiveness when designing digital versions of learning artifacts. We propose a new *Collaborative Interactions Model* that would foster invention in the design process of digital learning artifacts. To test our hypothesis, we have chosen the digital school textbook as a digital learning artifact, because it can be described as a simple digitization of printed textbooks, with a considerable lack of inventiveness. We designed an experimental study, forming six heterogeneous design groups composed of all the actors in the educational ecosystem. We traced and quantified all the interactions between participants in each design group, finding 1) that collaborative interactions in the design process for learning artifacts significantly improve the quality of the flow of ideas compared to cooperative design groups that divided the work, and 2) a positive correlation between the collaboration coefficient of each design group and its invention output. These results suggest that the *Collaborative Interactions Model* can create an equilibrium between a person's individual space and the collective space of the design group, facilitating collaboration interactions inside the group and thus promoting inventiveness.

< MOTS-CLÉS >

collaboration, coopération, conception, invention, interactions, artefacts d'apprentissage numériques

< KEYWORDS >

collaboration, cooperation, design, invention, interactions, digital learning artifacts

1. Introduction

From Sidney L. Pressey's teaching machine in the 1920's (Benjamin, 1988) to today's digital learning artifacts, the educational ecosystem has been trying to improve education with new technological artifacts for decades. But these efforts have fallen short when trying to transform the learning experience (Tricot, 2017 ; Cuban, 2008 ; 2001). Research context aiming to measure performance and inventiveness in networks of people ranges from brainstorming sessions with 2 to 5 participants per team (Woolley *et al.*, 2010 ; Gersick et Hackman, 1990) to interactions between people in entire companies (Waber *et al.*, 2010). In this context, we can identify two ways of working interactions: 1) cooperation, where partners divide the work, solve the subtasks individually or in subgroups, and then gather the partial results to obtain the final result, and 2) collaboration, where partners do the entirety of the work together without dividing it (Helle *et al.*, 2006 ; Dillenbourg, 1999).

In the best case, companies and organizations that design and develop digital learning artifacts are divided into teams or sub-groups to create the different parts of the learning artifact, so that they go through a cooperation working process inherited from the industrial era (Durkheim, 2014). Cooperation has been shown to be very efficient throughout history to accomplish repetitive tasks faster and then later to assemble the parts at the end (Durkheim, 2014). But this way of working penalizes the equality of participation amongst partners in the whole group. Penalizing the equality of participation can impact the inventive performance of the group, as equality of participation in a group of individuals is a huge predictor of creative or inventive collective performance (Pentland, 2015 ; Engel *et al.*, 2014 ; Onnela *et al.* 2014).

1.2. Overview

In this paper, we investigate whether a collaboration system approach to the design process of digital learning artifacts – as opposed to a cooperative approach – can improve the invention process of a group made up of the different actors within the educational ecosystem. To address this question, we developed a new *Collaborative Interactions*

Model that tries to create an equilibrium between the individual space of each actor within the group and the collective space of the whole group.

1.3. Background and related work

Much of the research around cooperation and collaboration working interactions was made by focusing on the medium that supports these kinds of interactions (Holliman et Scanlon, 2006 ; Mcalister *et al.*, 2004 ; Jones *et al.*, 2000), but does not address the impact of these interactions on the working process. Some research has been conducted on the distinction between collaboration and cooperation interactions in group work (Dillenbourg *et al.*, 1995 ; Roschelle et Teasley, 1995). From this research, Dillenbourg *et al.* (1995, 190), based on the work of Roschelle and Teasley (1995), make the same distinction that we do between cooperation and collaboration, but note that in the written research there is no agreement over the distinction of the two terms.

Regarding the interactions (indistinctly cooperative and collaborative), Pentland (2015) proposed a new theory that he calls *Social Physics*, inspired by Auguste Comte, the father of modern sociology, who coined the phrase back in the 19th century and aspired to explain social reality by developing a set of universal laws. The theory mathematically describes connections between the flow of ideas and information among individuals in a group, and the individuals' behavior (inventiveness, creativity, social learning, norms, etc.). There are two important parts in the theory: 1) *Idea Flow* within social groups is composed of two elements: exploration (the process of finding new ideas), and engagement (getting every person in the social group to coordinate and equally participate inside the group); and 2) *Social Learning*, which describes the process of adopting ideas, and how this adoption can be accelerated and shaped by social pressure.

One of the problems occurs when groups create "*echo chambers*", where the same ideas often circle around to a specific part of the group again and again (Pentland, 2015), decreasing the collective inventive process (Paulus *et al.*, 2015).

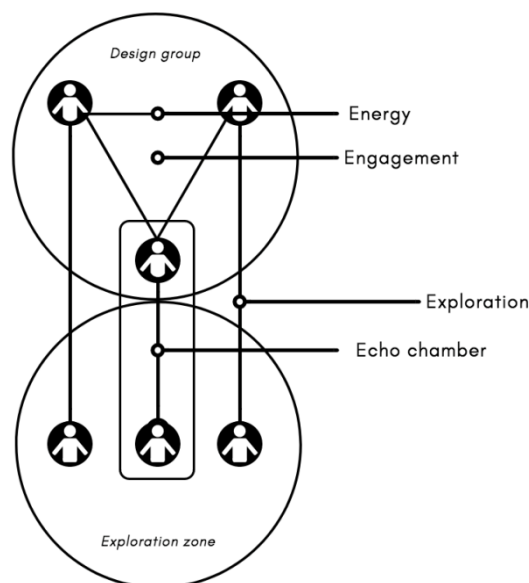
Pentland (2015) sees the flow of interaction and ideas in *Social Physics* as a social process and collective rationality instead of an

individual process and individual rationality (Woolley *et al.*, 2015 ; Kahneman, 2011). Here, the dynamics of the exchange are more important than the knowledge and experience of the individual participants (Pentland, 2015).

2. The collaborative interactions and flow of ideas model

Based on Pentland's (2015) *Social Physics* Theory, we propose a *Collaborative Interactions Model* to promote effective collaboration in a design group regardless of its size. There are three important elements illustrated below (see *Figure 1*):

Figure 1. The Collaborative Interactions Model presents the three main elements for promoting an efficient collaboration process: energy, engagement, and exploration.



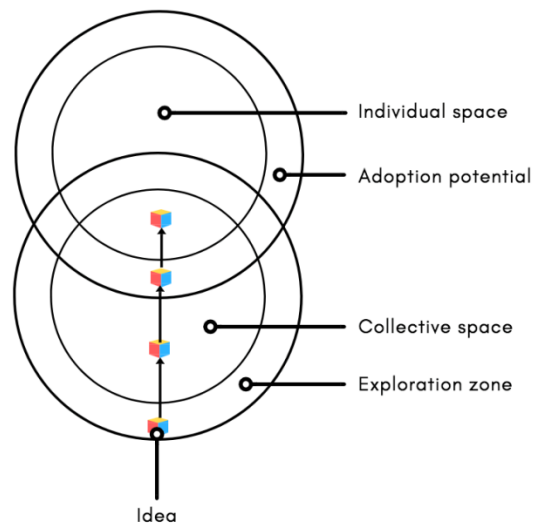
The first element is *Energy*. Energy is defined by the frequency of communication between two individuals in a group. In the *Social Physics* Theory, the key to high performance lies not in the content of a group's discussions, but in the manner in which it was communicated and the frequency of this communication (Pentland, 2015 ; Onnela *et al.*, 2014).

The second element is *Engagement*. Engagement is defined by the coordination and the distribution of the flow of ideas within the group. Engagement in the *Social Physics* Theory seeks to understand how the distribution of the flow of ideas and information within a group of individuals translates into behavioral changes (Pentland, 2015, 5) like promoting the invention process of the group (Woolley *et al.*, 2010).

The third element of the model is *Exploration*. As each individual of the group comes from their own world, they see the artifact to design as a “*boundary object*” (Star et Griesemer, 1989), bringing new information from their own world into the group. In a performant exploration process, each individual has to bring different information to the group (Montjoye, *et al.*, 2014). As illustrated in *Figure 1*, the danger is when individuals enter an “*echo chamber*”, where there is no exploration process and the same information revolves again and again in a loop inside and outside the group.

To follow the flow of ideas of the group we also propose a *Flow of Ideas Model* that will complement the *Collaborative Interactions Model* described above, based on Cerisier (2014) *Instrumental Genesis and Social Interactions Model* (Cerisier, 2011, 114). This model is illustrated in *Figure 2*.

Figure 2. The Flow of Ideas Model used to understand how ideas flow inside a group.



The model is represented by two big zones, with the upper circle representing the individual, and the lower circle representing the group. Each circle has two main zones. To explain each zone, we can follow the flow of an idea, represented by a cube, within a group of individuals: 1) an idea starts in the exploration zone, which we also refer to as the “idea invention zone”; the idea is new both for the individual and for the whole group. 2) The idea can move to the next zone, the collective space of the group, where the idea is available to all the individuals of the group. 3) Once the idea is in the collective space of the group, it has the potential to be adopted by an individual, in what we call the “adoption potential zone” or the “novelty zone”, where the idea is a novelty for an individual. 4) If the individual adopts the idea, the idea moves to the individual space zone, in this stage the idea is both in the individual space and in the collective space of the group at the same time. We used this model to trace the flow of ideas of a design group during its design process.

3. Experimental Research design

We designed an experiment to investigate a set of hypotheses regarding the impact of collaborative and cooperative interactions on the flow of ideas within a design group and its collective invention process. The following subsections describe our hypothesis in greater detail, and how the experiment was planned and executed.

3.1. Hypothesis

The main hypothesis is that a collaborative interaction process – as opposed to a cooperative one – in the design process of digital learning artifacts can improve the collective invention process of a diverse design group that is made up of different actors within the educational ecosystem. More precisely, we hypothesize:

– **H1.** Collaborative design groups will have a higher flow of ideas than cooperative design groups, measured by a *Collaboration Coefficient* defined as the product of the *Energy* and the *Engagement* elements from our *Collaborative Interactions Model*. In this context, we hypothesize that a cooperative way of working impacts negatively both the *Energy* and the *Engagement* elements.

– **H2.** A higher *Collaborative Coefficient* is correlated with a higher *Invention Coefficient*, which is computed based on the calculation of new patented inventions and is defined by the product of *Novelty* and the *Perception of Use* of each design solution.

3.2. Participants

We assembled six heterogeneous design groups out of the whole educational ecosystem. We recruited nine different profiles per design group. Participants were volunteers and were recruited through partners of the REMASCO project (different partners of the French National Education ecosystem). They were randomly assigned to the six groups, and counter-balanced across conditions (see below) with respect to their gender (female 50%; male 50%).

3.3. Conditions

We formed three design groups to work with the experimental (COLLABORATION) condition and three design groups to work with the control (COOPERATION) condition. Each design group was constituted with the same nine profiles from the educational ecosystem. A collaborative online platform was carefully predefined to be appropriate to each condition. In the case of the experimental condition (COLLABORATION), the three groups worked with the whole *Collaborative Interactions Model*. In the case of the control condition (COOPERATION), the other three groups worked partially with the *Collaborative Interactions Model*; they were divided into two sub-groups at the beginning of each design stage (see below) to reunify their ideas at the end of each design stage, simulating the cooperation working process that we defined above. As the conditions were randomly assigned to the six groups, we maintained the following configuration in the results below:

- experimental condition (COLLABORATION): groups 1, 3 and 4;
- control condition (COOPERATION): groups 2, 5 and 6.

3.4. Protocol

The experimental protocol procedure lasted three months and was divided in three design stages: 1) *Discovering*, which was aimed at discovering the problem, 2) *Appropriating*, which encouraged participants to appropriate the problem and generate a new solution, and 3) *Making*, which aimed to build a prototype of the solution. The experiment was part of a real industrial project called REMASCO (to reinvent the digital school textbook), which aimed to design 6 prototypes of digital school textbooks with contribution from all actors of the educational ecosystem; participants were not informed about the experimentation, and thought they were working for the REMASCO project. Participants did not know each other, and their challenge was to work with their group partners completely online (to avoid the impact of hierarchies and to facilitate tracing the flow of ideas within each group) for three months. As we said before, participants were not aware of the experimentation protocol (they only knew that they were working for the REMASCO project) and only knew that they should

follow the instructions to respect the 3 design stages cited above. We facilitated this design process through instructional videos with design methods that were introduced at the beginning of each design stage.

After the three month-long design process, we tested the six prototype solutions that each group designed in order to obtain an *Invention Coefficient* per prototype. These tests were made by 66 real potential users (high school students and teachers) and individuals working in the design of digital learning artifacts. In this context, 396 individual evaluations of each prototype were made using a framework based on the calculation of new patents, evaluating the level of *Novelty* and the level of the *Perception of Use* of each prototype solution.

4. Results

During the three months in which the individuals of the six groups interacted completely online to design a prototype solution of a digital school textbook, we traced all interactions and analyzed them using *Network Theory*. This allowed us to obtain a *Collaboration Coefficient* from each team by tracing the *Energy* element (quantity of interactions) and the *Engagement* element (the distribution of the information in each group).

As we explained above, we also obtained an *Invention Coefficient* for each prototype; this was calculated by evaluating the level of *Novelty* and the level of *Perception of Use* in each prototype, using a framework based on the calculation of new patented inventions (Sarkar et Chakrabarti, 2011).

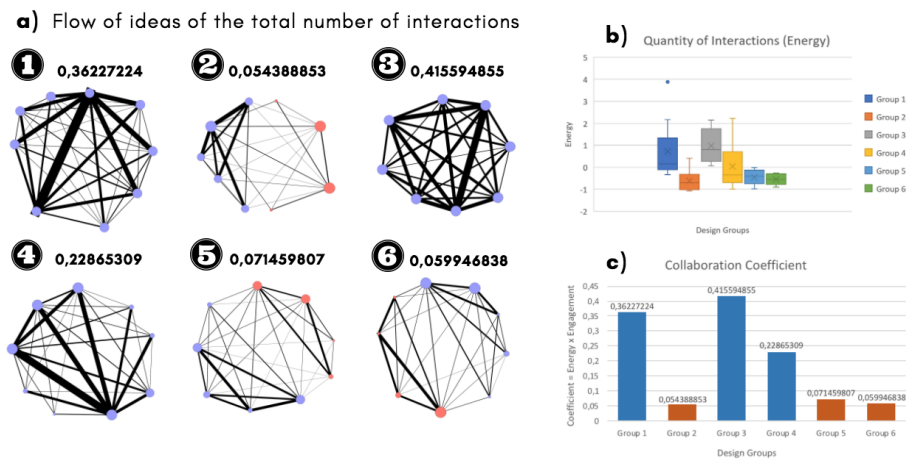
4.1. The quality of the flow of ideas

We calculated the quality of the flow of ideas for each team based on the *Social Physics Theory* (Pentland, 2015) and from our *Collaboration Interactions Model*, obtaining what we called a *Collaboration Coefficient* calculated as follows:

$$\text{Collaboration Coefficient (CC)} = \text{Energy (E)} \times \text{Engagement (EN)}$$

We calculated the *Collaboration Coefficient* using three factors: 1) the total number of interactions, 2) when individuals build on the ideas of others, and 3) when individuals were inspired to build on other individuals' ideas. As we said before, the following design groups were collaborative: 1 – 3 – 4, and the following design groups were cooperative: 2 – 5 – 6.

Figure 3. a) Flow of ideas of the total number of interactions with its respective Collaboration Coefficient per design group; we can see the difference regarding the Engagement element between the three collaborative design groups (1, 3, 4) and the three cooperative ones (2, 5, 6). b) The quantity of interaction per individual. c) The difference regarding the Collaboration Coefficient between collaborative design groups (in blue) and cooperative design groups (in red).



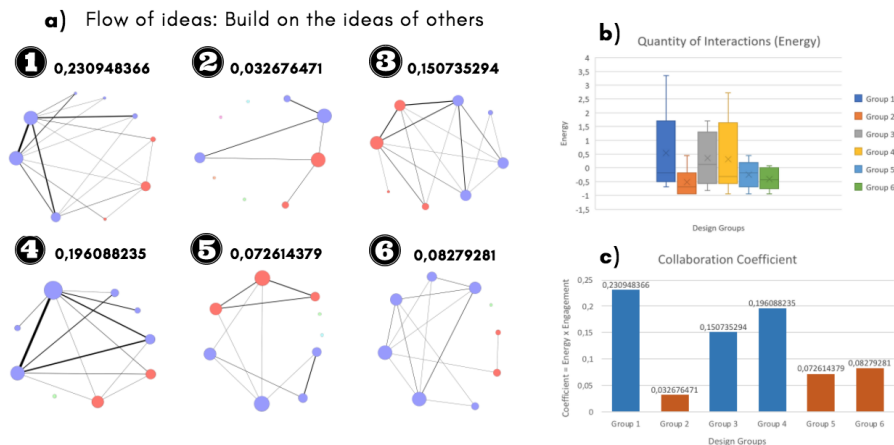
As we can see above, the *Collaboration Coefficient* of the collaborative groups (1, 3, 4) is significantly larger than the coefficient of the cooperative groups (2, 5, 6). We can explain these findings in two parts: 1) The *Engagement* element (calculated using a modularity algorithm¹⁶ from *Network Theory*) of cooperative groups was negatively impacted, as they were divided into two sub-groups during each stage of the design process, creating small “*echo chambers*” within the whole group.

¹⁶ A Modularity algorithm measures the strength of division of a network into modules.

2) It is very interesting to note in the above results the difference in the *Energy* element (the quantity of the exchange of ideas among individuals) between collaborative and cooperative groups: collaborative groups have a higher number of ideas flowing between individuals and in the collective space of the group.

Considering the significant difference of the total number of ideas flowing in collaborative and cooperative groups, we wanted to see what happened specifically during the process of building on the ideas of other individuals. The results are shown in *Figure 4*.

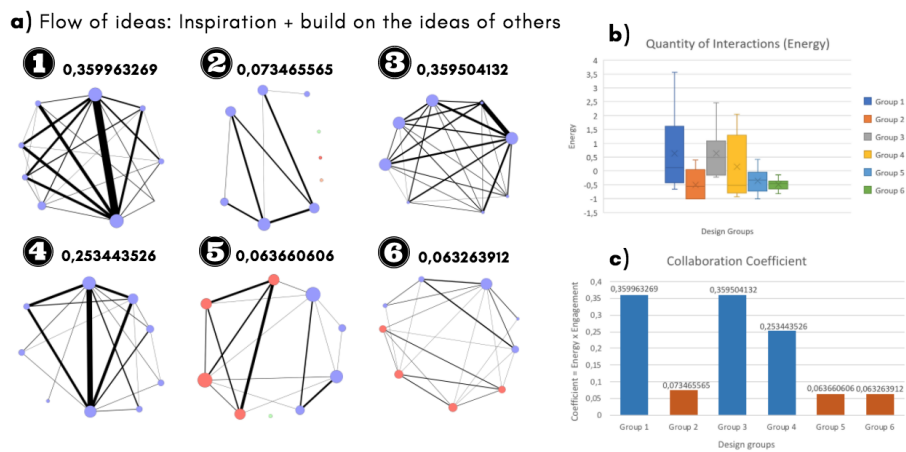
Figure 4. a) Flow of ideas when individuals build on the ideas of others. b) Quantity of interactions when building on the ideas of others. We can see a change in two collaborative design groups, group number 3 (decremented the idea generation) and group number 4 (incremented the idea generation). (c) The difference regarding the Collaboration Coefficient between collaborative design groups and cooperative design groups didn't change.



For individuals in the six groups, it was much more difficult to build on the ideas of other individuals; even though this is the case, however, we can still see a big difference between collaborative and cooperative groups in the flow of ideas when individuals have built on the ideas of others. Here, the only change that we can observe is between two experimental (COLLABORATIVE) groups (number 3 and number 4).

Lastly, if we add another element to the process of building on the ideas of other individuals, namely the process of inspiring others to build new ideas, we can continue to see the same difference between the three collaborative groups and the three cooperative ones. This whole process supports hypothesis **H1**.

Figure 5. a) Flow of ideas: to the process of building on the ideas of others we added the inspiration interactions (when ideas inspired others). b) Regarding the quantity of interactions, we don't see a considerable change with respect to Figure 1 and Figure 2. c) The only change regarding the Collaboration Coefficient is design group number 3's increase in the coefficient.



4.2. The impact of the collaboration coefficient over the invention output of each design group

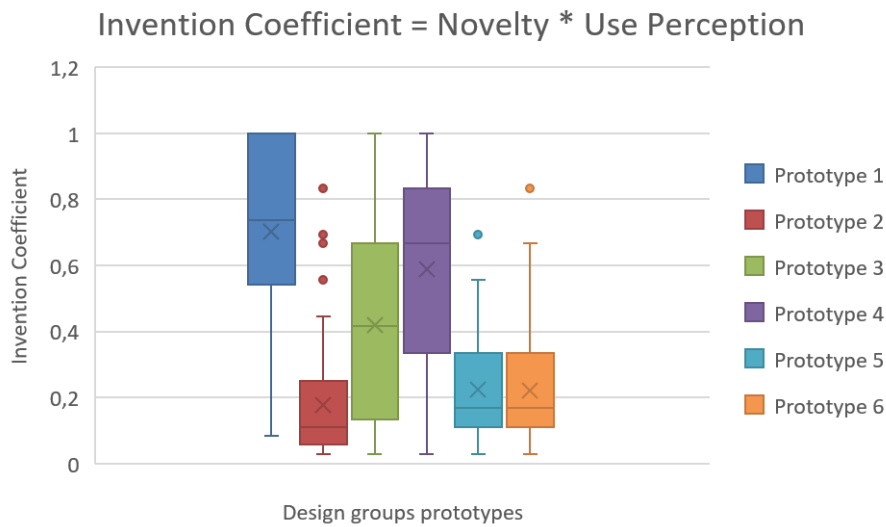
In total, 396 individual evaluations were made to test two factors that helped us to define and quantify inventiveness. To carry out these 396 evaluations, 66 individuals used the framework to measure inventiveness as described above. In this way, the *Invention Coefficient* was defined as follows:

$$\text{Invention Coefficient (IC)} = \text{Novelty (N)} \times \text{Perception of Use (P)}$$

The variation of the evaluations of each prototype by the public educational sector, teachers, and high school students was very high, but shows a clear tendency between collaborative (1, 3, 4) and cooperative (2, 5, 6) groups, as we can see in *Figure 6*. In this way, we

found a positive relationship between the *Collaboration Coefficient* and the *Invention Coefficient*, $r(396) = .51$, $p < .000$, which supports our second hypothesis **H2**.

Figure 6. Variability of the individual evaluations to obtain an *Invention Coefficient* for each prototype designed by the collaborative (1, 3, 4) and cooperative (2, 5, 6) design groups.



5. Discussion

We defined collaboration as the balance between two elements: 1) *Energy* and 2) *Engagement*, as defined in the *Social Physics Theory* (Pentland, 2015). As a consequence of a cooperative working process on the *Engagement* element, the impact of the division of work created “*echo chambers*” within the whole group. One surprising result is the huge impact that a cooperative way of working had on the *Energy* element, with cooperative groups possessing a considerably lower level of this element than collaborative ones. Concerning inventiveness, it was surprising to observe the big difference between the three collaborative design groups and the three cooperative ones. When we observe the changes in the *Collaboration Coefficient* of design groups number 3 and number 4 (collaborative), namely by looking both at the total number of interactions as well as at the number of interactions when building on

the ideas of other individuals, we can compare these with their respective *Invention Coefficient* in order to identify the importance of building on the ideas of other individuals in the design process.

Concerning the limitations of the study, this is a study in a very specific context, with different actors from the educational ecosystem working and interacting completely online to design a digital school textbook. It will be interesting to replicate the same study in different educational problem-solving contexts; we are working to allow other researchers to replicate the study in the same and in other educational contexts to see if we can obtain the same results.

6. Conclusions and future work

In this paper, we investigated the important effects of collaborative and cooperative interactions when designing digital learning artifacts on the inventiveness of a design group. Our results show that the elements of *Energy* and *Engagement* are negatively impacted by cooperative interactions, and that if these elements are in balance, they are the keys to promoting inventiveness in heterogeneous design groups from the educational ecosystem.

As we have shown, another important element is *Exploration*. In this paper we did not focus our attention on this element (as the groups were purposely heterogeneous), but we are studying the individual impact of collaborative and cooperative interactions when looking at the artifact being designed as a "*Boundary Object*" (Star et Griesemer, 1989), where every individual sees the artifact to design from their own world. In future work, we intend to design a new *Collaborative Interactions Model* that will include a feedback process to help individuals balance the elements of *Energy*, *Engagement*, and *Exploration*.

Acknowledgments

We want to thank all the partners from the educational ecosystem that participated to make this research study and industrial project a reality: the French Minister of Education, the Nouvelle-Aquitaine Region, the Plan "État-Région", the French Digital Direction for Education through the ADN convention, the Scientific Group GIS INEFA, the "CPER

Numeric”, all the participants of the first phase who invested their time and effort to design a digital learning artifact online in three months, and finally, all the participants who participated in the second phase to evaluate the prototype solutions that were designed in the first phase.

References

- Benjamin, L. T. (1988). A history of teaching machines. *American Psychologist*, 43(9), 703–712.
- Cerisier, J.-F. (2011). *Acculturation numérique et médiation instrumentale. Le cas des adolescents français* (Sciences de l’information et de la communication). Université de Poitiers.
- Cerisier, J.-F. (2014). On demande toujours des inventeurs et l’on cherche encore les innovateurs. *Distances et médiations des savoirs*, (8).
- Cuban, L. (2001). *Oversold and Underused: computers in the classroom*. Cambridge, Massachusetts: Harvard University Press.
- Cuban, L. (2008). *The Flight of a Butterfly or the Path of a Bullet?: Using Technology to Transform Teaching and Learning*. Cambridge, Massachusetts: Harvard Education Press.
- Dillenbourg, P. (1999). What do you mean by collaborative learning? *Cognitive and Computational Approaches*, pp. 1–19.
- Dillenbourg, P., Baker, M. J., Blaye, A., & O’Malley, C. (1995). The evolution of research on collaborative learning. *Spada, E. and Reiman, P. Learning in Humans and Machine: Towards an Interdisciplinary Learning Science*, pp. 189–211.
- Durkheim, E. (2014). *The division of labor in society*. New York, NY: Simon and Schuster.
- Engel, D., Woolley, A. W., Jing, L. X., Chabris, C. F., & Malone, T. W. (2014). Reading the Mind in the Eyes or Reading between the Lines? Theory of Mind Predicts Collective Intelligence Equally Well Online and Face-To-Face. *PLOS One*, 9(12), e115212.
- Gersick, C. J., & Hackman, J. R. (1990). Habitual routines in task-performing groups. *Academic Press*, 47(1), 65–97.
- Helle, L., Tynjälä, P., & Olkinuora, E. (2006). Project-Based Learning in Post-Secondary Education – Theory, Practice and Rubber Sling Shots. *Kluwer Academic Publishers*, 51(2), 287–314.

- Holliman, R., & Scanlon, E. (2006). Investigating cooperation and collaboration in near synchronous computer mediated conferences. *Computers and Education*, 46(3), 322–335.
- Jones, A., Scanlon, E., & Blake, C. (2000). Conferencing in communities of learners: examples from social history and science communication. *Educational Technology and Society*, 3(3), 215–226.
- Kahneman, D. (2011). *Thinking, Fast and Slow* (1st edition). Farrar, Straus and Giroux.
- Mcalister, S., Ravenscroft, A., & Scanlon, E. (2004). Combining interaction and context design to support collaborative argumentation using a tool for synchronous CMC. *Journal of Computer Assisted Learning*, 20(3), 194–204.
- Montjoye, Y.-A., Stopczynski, A., Shmueli, E., Pentland, A., & Lehmann, S. (2014). The Strength of the Strongest Ties in Collaborative Problem Solving. *Scientific Reports*, 4(5277).
- Onnela, J.-P., Waber, B. N., Pentland, A., Schnorf, S., & Lazer, D. (2014). Using sociometers to quantify social interaction patterns. *Scientific Reports*, 4(5604).
- Paulus, P. B., Korde, R. M., & Dickson, J. J. (2015). Asynchronous Brainstorming in an Industrial Setting: Exploratory Studies. *Human Factors*, 57(6), 1076–1094.
- Pentland, A. (2015). *Social Physics: How Social Networks Can Make Us Smarter*. Penguin Books.
- Roschelle, J., & Teasley, S. D. (1995). The Construction of Shared Knowledge in Collaborative Problem Solving. C. O'Malley (Ed.), *Computer Supported Collaborative Learning*, pp. 69–97.
- Star, S. L., & Griesemer, J. R. (1989). Institutional Ecology, “Translations” and Boundary Objects: Amateurs and Professionals in Berkeley’s Museum of Vertebrate Zoology. *Social Studies of Science*, 19(3), 387–420.
- Tricot, A. (2017). La connaissance et la solution, 11, 240.
- Waber, B. N., Olguin Olguin, D., Kim, T., & Pentland, A. (2010). Productivity Through Coffee Breaks: Changing Social Networks by Changing Break Structure. *SSRN Electronic Journal*.
- Woolley, A. W., Aggarwal, I., & Malone, T. W. (2015). Collective intelligence and group performance. *Current Directions in Psychological Science*, 24(6), 420–424.
- Woolley, A. W., Chabris, C. F., Pentland, A., Hashmi, N., & Malone, T. W. (2010). Evidence for a Collective Intelligence Factor in the Performance of Human Groups. *Science*, 330(6004), 686–688.

