



**HAL**  
open science

## A non-local pedestrian flow model accounting for anisotropic interactions and domain boundaries

Raimund Bürger, Paola Goatin, Daniel Inzunza, Luis Miguel Villada

► **To cite this version:**

Raimund Bürger, Paola Goatin, Daniel Inzunza, Luis Miguel Villada. A non-local pedestrian flow model accounting for anisotropic interactions and domain boundaries. *Mathematical Biosciences and Engineering*, 2020, 17 (5), pp.5883-5906. hal-02720191

**HAL Id: hal-02720191**

**<https://hal.science/hal-02720191>**

Submitted on 1 Jun 2020

**HAL** is a multi-disciplinary open access archive for the deposit and dissemination of scientific research documents, whether they are published or not. The documents may come from teaching and research institutions in France or abroad, or from public or private research centers.

L'archive ouverte pluridisciplinaire **HAL**, est destinée au dépôt et à la diffusion de documents scientifiques de niveau recherche, publiés ou non, émanant des établissements d'enseignement et de recherche français ou étrangers, des laboratoires publics ou privés.

---

*Research article*

## **A non-local pedestrian flow model accounting for anisotropic interactions and walking domain boundaries**

**Raimund Bürger<sup>1</sup>, Paola Goatin<sup>2,\*</sup>, Daniel Inzunza<sup>1</sup> and Luis Miguel Villada<sup>3</sup>**

<sup>1</sup> CI<sup>2</sup>MA and Departamento de Ingeniería Matemática, Facultad de Ciencias Físicas y Matemáticas, Universidad de Concepción, Casilla 160-C, Concepción, Chile

<sup>2</sup> Inria Sophia Antipolis - Méditerranée, Université Côte d'Azur, Inria, CNRS, LJAD, 2004 route des Lucioles - BP 93, 06902 Sophia Antipolis Cedex, France.

<sup>3</sup> GIMNAP-Departamento de Matemáticas, Universidad del Bío-Bío, Casilla 5-C, Concepción, Chile and CI<sup>2</sup>MA, Universidad de Concepción, Casilla 160-C, Concepción, Chile

\* **Correspondence:** Email: paola.goatin@inria.fr

### **Abstract:**

This study revises the non-local macroscopic pedestrian flow model proposed in [R. M. Colombo, M. Garavello, and M. Lécureux-Mercier. A class of nonlocal models for pedestrian traffic. *Math. Models Methods Appl. Sci.*, 22(4):1150023, 34, 2012] to account for anisotropic interactions and the presence of walls or other obstacles in the walking domain. We prove the well-posedness of this extended model and we apply high-resolution numerical schemes to illustrate the model characteristics. In particular, numerical simulations highlight the role of different model parameters in the observed pattern formation.

**Keywords:** non-local conservation laws; macroscopic pedestrian flow models; bounded domains; anisotropic interactions; high-resolution WENO schemes.

---

## **1. Introduction**

### *1.1. Problem statement*

This paper contributes to the macroscopic modelling of crowd movements. We consider the following initial-boundary value problem for a non-local scalar conservation law that describes the evolution of the local density  $\rho$  of pedestrians as a function of time  $t$  and position  $\mathbf{x} = (x_1, x_2)$  on a crowd

evolution domain  $\Omega \subset \mathbb{R}^2$ :

$$\begin{cases} \partial_t \rho + \operatorname{div}(\rho \mathbf{v}(\rho)) = 0, & \mathbf{x} \in \Omega, t \geq 0, \\ \rho(0, \mathbf{x}) = \rho_0(\mathbf{x}), & \mathbf{x} \in \Omega, \\ \rho(t, \mathbf{x}) = 0, & \mathbf{x} \in \partial\Omega. \end{cases} \quad (1.1)$$

Here  $\mathbf{v} = (v_1, v_2)$  is a vector field that (with slight abuse of notation) is defined as

$$\mathbf{v}(t, \mathbf{x}) := \mathbf{v}(\mathbf{x}, \mathcal{I}[\rho(t)](\mathbf{x})) = \boldsymbol{\mu}(\mathbf{x}) + \mathcal{I}[\rho(t)](\mathbf{x}), \quad (1.2)$$

where  $\boldsymbol{\mu}$  is the (normalized) fixed smooth vector field of preferred directions (e.g. given by the regularized solution of an eikonal equation), and  $\mathcal{I}[\rho(t)]$  is a non-local correction term that depends on the current density distribution. This notation indicates a functional dependence, i.e.,  $\mathcal{I}$  depends on the function  $\rho(t) := \rho(t, \cdot)$  as a whole.

We assume that pedestrians move in a space surrounded by walls, and that the vector field  $\mathbf{v}$  points inward along the boundary  $\partial\Omega$  of  $\Omega$ , that is

$$\mathbf{v}(t, \mathbf{x}) \cdot \mathbf{n}(\mathbf{x}) \leq 0 \quad \text{for all } \mathbf{x} \in \partial\Omega, t \geq 0,$$

where  $\mathbf{n}$  is the outward normal to  $\Omega$ . (Of course, we may assume  $\boldsymbol{\mu}(\mathbf{x}) \cdot \mathbf{n}(\mathbf{x}) \leq 0$  for all  $\mathbf{x} \in \partial\Omega$ , then it is enough to ensure that also  $\mathcal{I}[\rho(t)](\mathbf{x}) \cdot \mathbf{n}(\mathbf{x}) \leq 0$  for all  $\mathbf{x} \in \partial\Omega$ .) In this case, the condition  $\rho(t, \mathbf{x}) = 0$  on  $\partial\Omega$  corresponds to a zero-flux condition. If, for simulation reasons, we need to consider smaller domains and to add adsorbing conditions on the part of the boundary not corresponding to walls (and where the vector field points outwards), suitable modifications of the model are needed.

If  $\operatorname{supp}(\rho_0) \subset \Omega$  and  $\mathbf{v}(t, \mathbf{x}) \cdot \mathbf{n}(\mathbf{x}) \leq 0$  for all  $\mathbf{x} \in \partial\Omega$  and  $t > 0$ , then problem (1.1) is equivalent to the Cauchy problem

$$\begin{cases} \partial_t \rho + \operatorname{div}(\rho \mathbf{v}(\rho)) = 0, & \mathbf{x} \in \mathbb{R}^2, t \geq 0, \\ \rho(0, \mathbf{x}) = \rho_0(\mathbf{x}), & \mathbf{x} \in \mathbb{R}^2. \end{cases} \quad (1.3)$$

Following Colombo et al. [11], we consider a non-local interaction term of the form

$$\mathcal{I}[\rho(t)](\mathbf{x}) = -\varepsilon \frac{\nabla(\eta *_w \rho(t))(\mathbf{x})}{\sqrt{1 + \|\nabla(\eta *_w \rho(t))(\mathbf{x})\|^2}}, \quad \varepsilon > 0, \quad (1.4)$$

where  $\eta$  is a smooth non-negative kernel with compact support such that  $\iint_{\mathbb{R}^2} \eta(\mathbf{x}) \, d\mathbf{x} = 1$  and  $\varepsilon < 1$  is a model parameter. The term (1.4) models how pedestrians account for other pedestrian distribution close to them to correct their path. To better account for the reaction of pedestrians to densities **ahead** of them, one may consider anisotropic kernels  $\eta$ , see e.g. [11] and [27, Appendix D]. To account for the presence of boundaries, and walls (or obstacles) into boundaries, unlike [13, 14], we modify the usual convolution product as follows:

$$(\eta *_w \rho(t))(\mathbf{x}) = \iint_{\mathbb{R}^2} \rho_w(t, \mathbf{y}) \eta(\mathbf{x} - \mathbf{y}) \, d\mathbf{y}, \quad (1.5)$$

where  $\rho_w : \mathbb{R}^2 \rightarrow \mathbb{R}^+$  is defined as

$$\rho_w(t, \mathbf{x}) := \begin{cases} \rho(t, \mathbf{x}) & \text{if } \mathbf{x} \in \Omega, \\ R_w & \text{if } \mathbf{x} \in B(\Omega, d(\text{supp } \eta)) \setminus \Omega, \\ 0 & \text{elsewhere,} \end{cases} \quad (1.6)$$

with  $R_w \geq R$  big enough so that  $\mathbf{v}(t, \mathbf{x}) \cdot \mathbf{n}(\mathbf{x}) \leq 0$  for  $\mathbf{x} \in \partial\Omega$  and  $t \geq 0$ . Here we denote by

$$d(A) = \sup\{|\mathbf{x} - \mathbf{y}| : \mathbf{x}, \mathbf{y} \in A\}$$

the diameter of a set  $A \subset \mathbb{R}^2$  and by

$$B(\Omega, \ell) = \left\{ \mathbf{x} \in \mathbb{R}^2 : \inf_{\mathbf{y} \in \Omega} |\mathbf{x} - \mathbf{y}| \leq \ell \right\}$$

the “ball” of radius  $\ell$  around  $\Omega$ . Furthermore, we define

$$M := \iint_{\mathbb{R}^2} \chi_{B(\Omega, d(\text{supp } \eta))}(\mathbf{y}) \, d\mathbf{y}, \quad (1.7)$$

which is finite if  $\Omega$  is bounded ( $\chi$  denotes the characteristic function).

The presence of high density values at the wall and obstacle locations included in (1.5) and (1.6) is intended to mimic their effect on the pedestrian dynamics. Indeed, in this way the non-local correction term (1.4) “sees” the presence of the wall and deviates the movement from the desired trajectory, thus acting as a *discomfort* term expressing the tendency of pedestrians to stay away from obstacles.

**Remark 1.** *An explicit condition ensuring  $\nabla(\eta *_w \rho(t))(\mathbf{x}) \cdot \mathbf{n}(\mathbf{x}) \geq 0$  for all  $\mathbf{x} \in \partial\Omega$  (and thus  $\mathbf{v}(t, \mathbf{x}) \cdot \mathbf{n}(\mathbf{x}) \leq 0$ ) is the following:*

$$R_w \iint_{\Omega^c} \nabla\eta(\mathbf{x} - \mathbf{y}) \cdot \mathbf{n}(\mathbf{x}) \, d\mathbf{y} \geq R \iint_{\Omega} (\nabla\eta(\mathbf{x} - \mathbf{y}) \cdot \mathbf{n}(\mathbf{x}))^- \, d\mathbf{y} \quad \text{for all } \mathbf{x} \in \partial\Omega,$$

where  $f(\mathbf{x})^- := \max\{-f(\mathbf{x}), 0\} = -\min\{f(\mathbf{x}), 0\}$  denotes the negative part of a function  $f$ . Indeed we have

$$\begin{aligned} \nabla(\eta *_w \rho(t))(\mathbf{x}) \cdot \mathbf{n}(\mathbf{x}) &= \mathbf{n}(\mathbf{x}) \cdot \iint_{\mathbb{R}^2} \rho(t, \mathbf{y}) \nabla\eta(\mathbf{x} - \mathbf{y}) \, d\mathbf{y} \\ &= \iint_{\mathbb{R}^2} \rho(t, \mathbf{y}) \nabla\eta(\mathbf{x} - \mathbf{y}) \cdot \mathbf{n}(\mathbf{x}) \, d\mathbf{y} \\ &= \iint_{\Omega^c} R_w \nabla\eta(\mathbf{x} - \mathbf{y}) \cdot \mathbf{n}(\mathbf{x}) \, d\mathbf{y} + \iint_{\Omega} \rho(t, \mathbf{y}) \nabla\eta(\mathbf{x} - \mathbf{y}) \cdot \mathbf{n}(\mathbf{x}) \, d\mathbf{y} \\ &\geq R_w \iint_{\Omega^c} \nabla\eta(\mathbf{x} - \mathbf{y}) \cdot \mathbf{n}(\mathbf{x}) \, d\mathbf{y} - R \iint_{\Omega} (\nabla\eta(\mathbf{x} - \mathbf{y}) \cdot \mathbf{n}(\mathbf{x}))^- \, d\mathbf{y}. \end{aligned}$$

## 1.2. Related works

Macroscopic models of (vehicular and pedestrian) traffic flow are based on balance laws describing the spatio-temporal evolution of averaged quantities such as density and mean velocity. In analogy to

vehicular traffic models, macroscopic crowd motion models were introduced starting from the beginning of this century based on scalar conservation laws [15, 17], gas dynamics equations [2, 20], gradient flow methods [8, 26] and time evolving measures [28].

More recently, models consisting in non-local conservation laws in two-space dimension were proposed by different authors [5–7, 11–14, 21]. Conservation laws with non-local flux function arise in a large variety of applications, such as traffic flow [4, 23, 31], sedimentation [3, 35], and material flows on conveyor belts [16]. The computation of numerical solutions for these models is challenging due to the high non-linearity of the system and the dependence of the flux function on the convolution product. In order to overcome the computational bottleneck, high order schemes have been developed for scalar equation [9] and systems [10] in one space dimension. For crowd dynamics models, first order finite volume approximations based on the Lax-Friedrichs scheme have been used in [11, 13, 14], aiming at demonstrating convergence properties for existence results. Here, we will consider the finite difference weighted essentially non-oscillatory (WENO) schemes developed in [18] to achieve high-resolution spatial accuracy. WENO schemes [19, 24, 30] are widely employed for the simulation of complex flow fields due to their high order accuracy and good shock-capturing properties.

### 1.3. Outline of the paper

The remainder of this paper is organized as follows. In Section 2, we deal with the well-posedness of problem (1.3). Section 3 describes the WENO scheme used to compute approximate solutions and Section 4 collects three different numerical tests investigating the model characteristics. Conclusions and perspectives are elaborated in Section 5.

## 2. Well-posedness

We suppose that the domain  $\Omega$  and the functions  $v$ ,  $\mu$  and  $\eta$  satisfy the the following assumptions:

- (I1) The domain  $\Omega \subseteq \mathbb{R}^2$  is a non-empty compact bounded open set with smooth boundary  $\partial\Omega$ , so that the outward normal  $\mathbf{n}(\mathbf{x})$  is uniquely defined for all  $\mathbf{x} \in \partial\Omega$ .
- (I2) The hindrance function  $v \in C^2(\mathbb{R}; \mathbb{R})$  is non-increasing,  $v(0) = V$  and  $v(R) = 0$  for some  $V, R > 0$ .
- (I3) The vector field of preferred directions  $\mu \in (C^2 \cap W^{1,\infty})(\mathbb{R}^2; \mathbb{R}^2)$  is such that  $\operatorname{div} \mu \in (W^{1,1} \cap W^{1,\infty})(\mathbb{R}^2; \mathbb{R})$ .
- (I4) The kernel function  $\eta \in C_c^3(\mathbb{R}^2; \mathbb{R}^+)$  satisfies  $\iint_{\mathbb{R}^2} \eta(\mathbf{x}) d\mathbf{x} = 1$ .

Solutions of problem (1.3) are intended in the following sense.

**Definition 1.** [11, Def. 2.1] *For any  $T > 0$  and  $\rho_0 \in L^1(\mathbb{R}^2, [0, R])$  such that  $\operatorname{supp} \rho_0 \subset \Omega$ , a function  $\rho \in C^0([0, T], L^1(\mathbb{R}^2; [0, R]))$  is said to be a weak entropy solution to (1.3), or equivalently to (1.1), if it is a Kruřkov entropy solution to the Cauchy problem*

$$\begin{cases} \partial_t \rho + \operatorname{div}(\rho v(\rho) \mathbf{v}(t, \mathbf{x})) = 0 & \text{in } \mathbb{R}^2, \\ \rho(0, \mathbf{x}) = \rho_0(\mathbf{x}) & \text{in } \mathbb{R}^2, \end{cases} \quad (2.1)$$

i.e. for all  $\kappa \in \mathbb{R}$  and all test functions  $\phi \in C_c^\infty([-\infty, T[ \times \mathbb{R}^2; \mathbb{R}^+)$  there holds

$$\begin{aligned} & \int_0^T \int_{\mathbb{R}^2} \left\{ |\rho - \kappa| \partial_t \phi + \operatorname{sgn}(\rho - \kappa) (\rho v(\rho) - \kappa v(\kappa)) \mathbf{v}(t, \mathbf{x}) \cdot \nabla \phi \right\} d\mathbf{x} dt \\ & - \int_0^T \int_{\mathbb{R}^2} \kappa v(\kappa) \operatorname{div} \mathbf{v}(t, \mathbf{x}) \operatorname{sgn}(\rho - \kappa) \phi d\mathbf{x} dt + \int_{\mathbb{R}^2} |\rho_0(\mathbf{x}) - \kappa| \phi(0, \mathbf{x}) d\mathbf{x} \geq 0. \end{aligned} \quad (2.2)$$

Indeed, by mass conservation, we have that  $\operatorname{supp} \rho(t, \cdot) \subset \Omega$  for all  $t > 0$ , and therefore  $\rho(t, \mathbf{x}) = 0$  for a.e.  $\mathbf{x} \in \Omega^c$ , see [11, Proposition 3.1]. Therefore, by abuse of notation,  $\rho \in \mathbf{L}^\infty([0, T] \times \Omega; \mathbb{R})$  can be seen as a Kruřkov semi-entropy solution in the sense of [34, Def. 1]: namely, from (2.2) we have

$$\begin{aligned} 0 & \leq \int_0^T \int_{\Omega} \left\{ (\rho - \kappa)^\pm \partial_t \phi + \operatorname{sgn}^\pm(\rho - \kappa) (\rho v(\rho) - \kappa v(\kappa)) \mathbf{v}(t, \mathbf{x}) \cdot \nabla \phi \right\} d\mathbf{x} dt \\ & - \int_0^T \int_{\Omega} \kappa v(\kappa) \operatorname{div} \mathbf{v}(t, \mathbf{x}) \operatorname{sgn}^\pm(\rho - \kappa) \phi d\mathbf{x} dt + \int_{\Omega} (\rho_0(\mathbf{x}) - \kappa)^\pm \phi(0, \mathbf{x}) d\mathbf{x} \\ & \leq \int_0^T \int_{\Omega} \left\{ (\rho - \kappa)^\pm \partial_t \phi + \operatorname{sgn}^\pm(\rho - \kappa) (\rho v(\rho) - \kappa v(\kappa)) \mathbf{v}(t, \mathbf{x}) \cdot \nabla \phi \right\} d\mathbf{x} dt \\ & - \int_0^T \int_{\Omega} \kappa v(\kappa) \operatorname{div} \mathbf{v}(t, \mathbf{x}) \operatorname{sgn}^\pm(\rho - \kappa) \phi d\mathbf{x} dt + \int_{\Omega} (\rho_0(\mathbf{x}) - \kappa)^\pm \phi(0, \mathbf{x}) d\mathbf{x} \\ & + \|f'(\rho) \mathbf{v}\|_{\mathbf{L}^\infty([0, T] \times \Omega \times [0, R])} \int_0^T \int_{\partial\Omega} (-\kappa)^\pm \phi(t, \mathbf{x}) d\mathbf{x} dt, \end{aligned}$$

where  $f(\rho) := \rho v(\rho)$ ,  $s^+ = \max\{s, 0\}$ ,  $s^- = \max\{-s, 0\}$ ,  $\operatorname{sgn}^+(s) = \operatorname{sgn}(s^+)$  and  $\operatorname{sgn}^-(s) = -\operatorname{sgn}(s^-)$ .

If  $\rho \in (\mathbf{L}^\infty \cap \mathbf{BV})([0, T] \times \Omega; \mathbb{R})$ , then the classical definition introduced by Bardos, Le Roux and Nédélec [1] holds:

$$\begin{aligned} & \int_0^T \int_{\Omega} \left\{ |\rho - \kappa| \partial_t \phi + \operatorname{sgn}(\rho - \kappa) (\rho v(\rho) - \kappa v(\kappa)) \mathbf{v}(t, \mathbf{x}) \cdot \nabla \phi \right\} d\mathbf{x} dt \\ & - \int_0^T \int_{\Omega} \kappa v(\kappa) \operatorname{div} \mathbf{v}(t, \mathbf{x}) \operatorname{sgn}(\rho - \kappa) \phi d\mathbf{x} dt + \int_{\Omega} |\rho_0(\mathbf{x}) - \kappa| \phi(0, \mathbf{x}) d\mathbf{x} \\ & + \int_0^T \int_{\partial\Omega} \operatorname{sgn}(\kappa) (\operatorname{tr} \rho(t, \mathbf{x}) v(\operatorname{tr} \rho(t, \mathbf{x})) - \kappa v(\kappa)) \mathbf{v}(t, \mathbf{x}) \cdot \mathbf{n}(\mathbf{x}) \phi(t, \mathbf{x}) d\mathbf{x} dt \geq 0, \end{aligned}$$

where  $\operatorname{tr} \rho$  denotes the trace of  $\rho$  at the boundary  $\partial\Omega$ .

We refer the reader to [29] for a discussion on the different notions of admissible solutions for scalar multi-dimensional initial-boundary value Problems and their equivalence.

Under hypotheses **(I1)**–**(I4)**, the non-local term  $\mathcal{I}$  defined by (1.4)-(1.5)-(1.6) satisfies the following estimates for  $\varepsilon$  as in (1.4),  $R_w$  as in (1.6) and  $M$  as in (1.7):

$$\|\mathcal{I}[\rho]\|_{\mathbf{L}^\infty} \leq \varepsilon R_w \|\nabla \eta\|_{\mathbf{L}^1}, \quad (2.3)$$

$$\|\mathcal{I}[\rho]\|_{\mathbf{L}^1} \leq \varepsilon R_w M \|\nabla \eta\|_{\mathbf{L}^1}, \quad (2.4)$$

$$\|\operatorname{div} \mathcal{I}[\rho]\|_{\mathbf{L}^\infty} \leq \varepsilon R_w (\|\Delta \eta\|_{\mathbf{L}^1} + R_w \|\operatorname{div} \eta\|_{\mathbf{L}^1} \|\nabla \operatorname{div} \eta\|_{\mathbf{L}^1}), \quad (2.5)$$

$$\|\operatorname{div} \mathcal{I}[\rho]\|_{\mathbf{L}^1} \leq \varepsilon R_w M (\|\Delta \eta\|_{\mathbf{L}^1} + R_w \|\operatorname{div} \eta\|_{\mathbf{L}^1} \|\nabla \operatorname{div} \eta\|_{\mathbf{L}^1}), \quad (2.6)$$

$$\|\nabla \operatorname{div} \mathcal{I}[\rho]\|_{\mathbf{L}^1} \leq \varepsilon R_w^2 M \|\nabla \eta\|_{\mathbf{W}^{2,1}} \left[ 1 + R_w \|\nabla \eta\|_{\mathbf{L}^1} (2 + R_w \|\nabla \eta\|_{\mathbf{L}^1} + 3R_w \|\operatorname{div} \eta\|_{\mathbf{L}^1}^2) \right]. \quad (2.7)$$

Moreover, for any  $r_1, r_2 \in \mathbf{L}^1(\Omega; [0; R])$  there hold

$$\|\mathcal{I}[r_1] - \mathcal{I}(r_2)\|_{\mathbf{L}^\infty} \leq \varepsilon \left(1 + R_w^2 \|\nabla \eta\|_{\mathbf{L}^1}^2\right) \|\nabla \eta\|_{\mathbf{L}^\infty} \|r_1 - r_2\|_{\mathbf{L}^1}, \quad (2.8)$$

$$\|\mathcal{I}[r_1] - \mathcal{I}(r_2)\|_{\mathbf{L}^1} \leq \varepsilon \left(1 + R_w^2 \|\nabla \eta\|_{\mathbf{L}^1}^2\right) \|\nabla \eta\|_{\mathbf{L}^1} \|r_1 - r_2\|_{\mathbf{L}^1}, \quad (2.9)$$

$$\|\operatorname{div}(\mathcal{I}[r_1] - \mathcal{I}(r_2))\|_{\mathbf{L}^1} \leq \varepsilon \|r_1 - r_2\|_{\mathbf{L}^1} \|\nabla \eta\|_{\mathbf{W}^{1,1}} \left(1 + 8R_w^2 \|\nabla \eta\|_{\mathbf{W}^{1,1}}^2 + 3R_w^4 \|\nabla \eta\|_{\mathbf{W}^{1,1}}^4\right), \quad (2.10)$$

see [11, Proof of Lemma 3.1].

Recalling that  $f(\rho) = \rho v(\rho)$  and following [11, Theorem 2.1], we have the following well-posedness result.

**Theorem 1.** *Let (I1)–(I3) hold and  $\rho_0 \in (\mathbf{L}^1 \cap BV)(\mathbb{R}^2; [0, R])$  with  $\operatorname{supp} \rho_0 \subset \Omega$ . Then there exists a unique weak entropy solution  $\rho \in \mathbf{C}^0(\mathbb{R}^+; \mathbf{L}^1(\mathbb{R}^2; [0, R]))$  to (1.3) with  $\operatorname{supp} \rho(t, \cdot) \subset \Omega$  for  $t > 0$ . Moreover,  $\rho$  satisfies the following estimates*

$$\begin{aligned} \|\rho(t, \cdot)\|_{\mathbf{L}^1} &= \|\rho_0\|_{\mathbf{L}^1} \quad \text{for a.e. } t > 0, \\ \operatorname{TV}(\rho(t, \cdot)) &\leq \operatorname{TV}(\rho_0) e^{\mathcal{K}t} + \pi t e^{\mathcal{K}t} \|f\|_{\mathbf{L}^\infty([0, R])} (\|\nabla \operatorname{div} \boldsymbol{\mu}\|_{\mathbf{L}^1} + C_M(R_w)), \end{aligned} \quad (2.11)$$

where we define

$$\begin{aligned} \mathcal{K} &:= 5 \|f'\|_{\mathbf{L}^\infty([0, R])} (\|\nabla \boldsymbol{\mu}\|_{\mathbf{L}^\infty} + \varepsilon R_w (\|\Delta \eta\|_{\mathbf{L}^1} + R_w \|\operatorname{div} \eta\|_{\mathbf{L}^1} \|\nabla \operatorname{div} \eta\|_{\mathbf{L}^1})), \\ C_M(R_w) &:= \varepsilon R_w^2 M \|\nabla \eta\|_{\mathbf{W}^{2,1}} \left[1 + R_w \|\nabla \eta\|_{\mathbf{L}^1} (2 + R_w \|\nabla \eta\|_{\mathbf{L}^1} + 3R_w \|\operatorname{div} \eta\|_{\mathbf{L}^1}^2)\right]. \end{aligned}$$

Stability with respect to  $\rho_0$ ,  $v$  and  $\boldsymbol{\mu}$  also holds from [11, Theorem 2.2].

**PROOF OF THEOREM 1.** Following [11], we have to check that we fit the required hypotheses. First of all, given any  $r \in \mathbf{C}^0([0, T]; \mathbf{L}^1(\Omega; [0, R]))$ , we verify that the scalar conservation law

$$\partial_t \rho + \operatorname{div}(\rho v(\rho) \mathbf{w}(t, \mathbf{x})) = 0 \quad \text{in } \mathbb{R}^2,$$

with  $\mathbf{w}(t, \mathbf{x}) = \boldsymbol{\mu}(\mathbf{x}) + \mathcal{I}[r(t)](\mathbf{x})$ , satisfies the assumptions of [22, Theorem 5 and Sec. 5.4], and therefore admits a weak entropy solution  $\rho \in \mathbf{L}^\infty(\mathbb{R}^+; \mathbf{L}^1(\Omega; [0, R]))$  (see [11, Lemma 2.1]). Setting  $\varphi(t, \mathbf{x}, \rho) = f(\rho) \mathbf{w}(t, \mathbf{x})$ , it is easy to check that  $\varphi, \partial_\rho \varphi, \partial_{x_i, \rho}^2 \varphi, \partial_{x_i, x_j}^2 \varphi \in \mathbf{C}^0([0, T] \times \mathbb{R}^2 \times [0, R])$ ,  $\partial_\rho \varphi \in \mathbf{L}^\infty([0, T] \times \mathbb{R}^2 \times [0, R])$  and  $\operatorname{div} \varphi \in \mathbf{L}^\infty([0, T] \times \mathbb{R}^2 \times [0, R])$ , thanks to (I2), (I3) and (I4). Moreover, by (2.6), we have that

$$\|\operatorname{div} \mathbf{w}(t, \cdot)\|_{\mathbf{L}^1} \leq \|\operatorname{div} \boldsymbol{\mu}\|_{\mathbf{L}^1} + \varepsilon R_w M (\|\Delta \eta\|_{\mathbf{L}^1} + R_w \|\operatorname{div} \eta\|_{\mathbf{L}^1} \|\nabla \operatorname{div} \eta\|_{\mathbf{L}^\infty}) < +\infty,$$

which guarantees that  $\rho \in \mathbf{C}^0(\mathbb{R}^+; \mathbf{L}^1(\Omega; [0, R]))$ . Moreover, by (2.5),

$$\|\nabla \partial_\rho \varphi\|_{\mathbf{L}^\infty} \leq \|f'\|_{\mathbf{L}^\infty([0, R])} (\|\nabla \boldsymbol{\mu}\|_{\mathbf{L}^1} + \varepsilon R_w (\|\Delta \eta\|_{\mathbf{L}^1} + R_w \|\operatorname{div} \eta\|_{\mathbf{L}^1} \|\nabla \operatorname{div} \eta\|_{\mathbf{L}^1})),$$

and by (2.7)

$$\|\nabla \operatorname{div}(\boldsymbol{\mu} + \mathcal{I}[r(t)])\|_{\mathbf{L}^1} \leq \|\nabla \operatorname{div} \boldsymbol{\mu}\|_{\mathbf{L}^1} + C_M(R_w).$$

Therefore, by [25, Theorem 2.2], we get (2.11).

Estimates (2.8)–(2.10) ensure that the same fixed point argument used in [11, Proof of Theorem 2.1] can be applied to prove the existence and uniqueness of solutions to (1.3).  $\square$

### 3. High-resolution numerical schemes

#### 3.1. Notation and semi-discrete formulation

We take  $\Omega = [x_1^{\min}, x_1^{\max}] \times [x_2^{\min}, x_2^{\max}]$  and denote by  $\rho : [0, \infty[ \times \Omega \rightarrow [0, R]$  and

$$\mathbf{f} = \mathbf{f}(t, \mathbf{x}, \rho, (\eta *_w \rho)) := \rho v(\rho) \mathbf{v}(\mathbf{x}, \mathcal{I}[\rho(t)](\mathbf{x}))$$

the solution and the flux function of problem (1.1)–(1.3). We use a uniform Cartesian grid with nodes  $(x_1^i, x_2^j)$ ,  $i = 1, \dots, M_1$  and  $j = 1, \dots, M_2$  such that  $x_1^i = (i - 1/2)h$ ,  $x_2^j = (j - 1/2)h$ ,  $h = (x_1^{\max} - x_1^{\min})/M_1 = (x_2^{\max} - x_2^{\min})/M_2$ . This corresponds to  $M_1 \times M_2$  grid points  $\mathbf{x}_i := (x_1^i, x_2^j)$ , where  $\mathbf{i} = (i, j) \in \mathcal{M} := \{1, \dots, M_1\} \times \{1, \dots, M_2\} \subset \mathbb{N}^2$ , and as in [8] we utilize two-dimensional unit vectors  $\mathbf{e}_1 := (1, 0)$  and  $\mathbf{e}_2 := (0, 1)$  to address neighbouring grid points  $\mathbf{x}_{i+\mathbf{e}_1} = (x_1^{i+1}, x_2^j)$  and  $\mathbf{x}_{i+\mathbf{e}_2} = (x_1^i, x_2^{j+1})$ .

We define  $\mathbf{u} : [0, \infty) \rightarrow \mathbb{R}^{M_1 \times M_2}$  as a solution computed at an instant  $t$  in the grid points where

$$u_i(t) = \rho(t, \mathbf{x}_i), \quad \mathbf{f}_i = \mathbf{f}(t, \mathbf{x}_i, \rho(t, \mathbf{x}_i), (\eta *_w \rho(t))(\mathbf{x}_i)) \quad \text{for } \mathbf{i} \in \mathcal{M}.$$

In Section 3.2 we will discuss the discretization of the convolution product. Using this notation, we may approximate the solution of (1.1)–(1.3) in semi-discrete form (that is, discrete in space but continuous in time) by a system of ODEs

$$\frac{d\mathbf{u}}{dt} = C(\mathbf{u}) \tag{3.1}$$

where  $C(\mathbf{u})$  represents the spatial discretization of the convective term with entries given by  $C(\mathbf{u}) = (C(\mathbf{u}))_{\mathbf{i} \in \mathcal{M}}$  with

$$C(\mathbf{u})_{\mathbf{i}} = - \sum_{l=1}^2 \frac{1}{h} (\hat{f}_{i+\frac{1}{2}\mathbf{e}_l} - \hat{f}_{i-\frac{1}{2}\mathbf{e}_l}), \tag{3.2}$$

where  $\hat{f}_{i+\frac{1}{2}\mathbf{e}_1}$  and  $\hat{f}_{i+\frac{1}{2}\mathbf{e}_2}$  are the numerical fluxes, which in this paper will be a fifth-order version. To this end, we require the summands for  $l = 1$  and  $l = 2$  in (3.2) to be of the same order of approximation to  $\partial f / \partial x_1$  and  $\partial f / \partial x_2$ , respectively, at  $\mathbf{x} = \mathbf{x}_i$ . For upwinding and stability, a flux function  $f(\rho)$  is split as follows:

$$f(\rho) = f^+(\rho) + f^-(\rho), \quad \text{with } \frac{df^+(\rho)}{d\rho} \geq 0 \text{ and } \frac{df^-(\rho)}{d\rho} \leq 0. \tag{3.3}$$

Then each component is approximated separately using its own ‘‘wind direction’’ with respect to  $\mathbf{e}_l$ . The simple Lax-Friedrichs flux splitting

$$f^\pm(\rho) = \frac{1}{2}(f(\rho) \pm \alpha \rho)$$

with a suitable viscosity coefficient  $\alpha > 0$  is used in this paper. We herein use

$$\alpha_k = \max_{\rho} |\partial_{\rho}(\rho v(\rho))| \sup_{\mathbf{x} \in \Omega} |v_k(\mathbf{x})|, \quad k = 1, 2,$$

in direction  $\mathbf{e}_k$ ,  $k = 1, 2$ . The numerical fluxes are split accordingly, i.e.,

$$\hat{f}_{i+\frac{1}{2}\mathbf{e}_k} = \mathcal{R}^+(f_{i+(-r:r)\mathbf{e}_k}^+) + \mathcal{R}^-(f_{i+(-r+1:r+1)\mathbf{e}_k}^-), \quad k = 1, 2, \tag{3.4}$$



where  $\mathcal{R}^\pm$  denotes  $(2r-1)$ th-order WENO upwind biased reconstructions for  $r = 2, 3, 4$ , see [19,24,30].

Ghost cells are needed to compute numerical fluxes near the boundary. To handle these cases we use the boundary condition in (1.1) and set  $u_i = 0$  if  $\mathbf{i} \notin \mathcal{M}$  and as the vector field  $\boldsymbol{\nu}$  points inward along  $\partial\Omega$ , i.e.  $\boldsymbol{\nu} \cdot \mathbf{n}(\mathbf{x}) \leq 0$  for  $\mathbf{x} \in \partial\Omega$ , we set

$$\hat{f}_{\mathbf{i}+\frac{1}{2}\mathbf{e}_l} = \begin{cases} \mathcal{R}^+(f_{\mathbf{i}+(-r:r)\mathbf{e}_l}) & \text{if } \mathbf{x}_i \in \{x_1^{\min}\} \times [x_2^{\min}, x_2^{\max}] \cup [x_1^{\min}, x_2^{\max}] \times \{x_2^{\min}\}, \\ \mathcal{R}^-(f_{\mathbf{i}+(-r:r)\mathbf{e}_l}) & \text{if } \mathbf{x}_i \in \{x_1^{\max}\} \times [x_2^{\max}, x_2^{\max}] \cup [x_1^{\min}, x_1^{\max}] \times \{x_2^{\max}\}. \end{cases} \quad (3.5)$$

For evacuation problems, to not deal with extended domains, we have to handle a vector field  $\boldsymbol{\nu}$  which points outward at the exit door  $D \subset \partial\Omega$ , i.e.  $\boldsymbol{\nu} \cdot \mathbf{n}(\mathbf{x}) > 0$  for  $\mathbf{x} \in D$ . In this case, we set

$$\hat{f}_{\mathbf{i}+\frac{1}{2}\mathbf{e}_l} = \mathcal{R}^+(f_{\mathbf{i}+(-r:r)\mathbf{e}_l}) \quad \text{for } \mathbf{x}_i \in D.$$

For more details about the implementation of high-order finite difference WENO schemes for crowd dynamics see [8, 18].

### 3.2. Discretization of the convolution term

In order to evaluate the non-local term in (1.4), we take into account that  $\nabla(\eta *_w \rho) = \nabla\eta *_w \rho$ , where the convolution term  $*_w$  is defined by (1.5). The corresponding convolutions  $(\partial\eta/\partial x_1) *_w \rho$  and  $(\partial\eta/\partial x_2) *_w \rho$  are calculated approximately on the discrete grid via a quadrature formula, in our cases a composite Simpson rule. Since  $\text{supp}(\eta) \subset [-rh, rh] \times [-rh, rh]$ , for any  $r \in \mathbb{N}$ , any convolution product is given by

$$(\eta * \rho(t))(\mathbf{x}_i) \approx \sum_{p=-r}^r \sum_{q=-r}^r h^2 c_p c_q \rho(t, \mathbf{x}_{i-\mathbf{p}}) \eta(\mathbf{x}_{\mathbf{p}}),$$

where  $c_p$  and  $c_q$  are the coefficients in the quadrature rule and  $\mathbf{p} = (p, q)$ . This formula for  $\mathbf{u} = (u_i) \in \mathbb{R}^{M_x \times M_y}$  and for the convolution product (1.5) can be written as

$$(\eta *_w u)(\mathbf{x}_i) = \sum_{p=-r}^r \sum_{q=-r}^r h^2 c_p c_q u_{w, \mathbf{i}-\mathbf{p}} \eta(\mathbf{x}_{\mathbf{p}}), \quad (3.6)$$

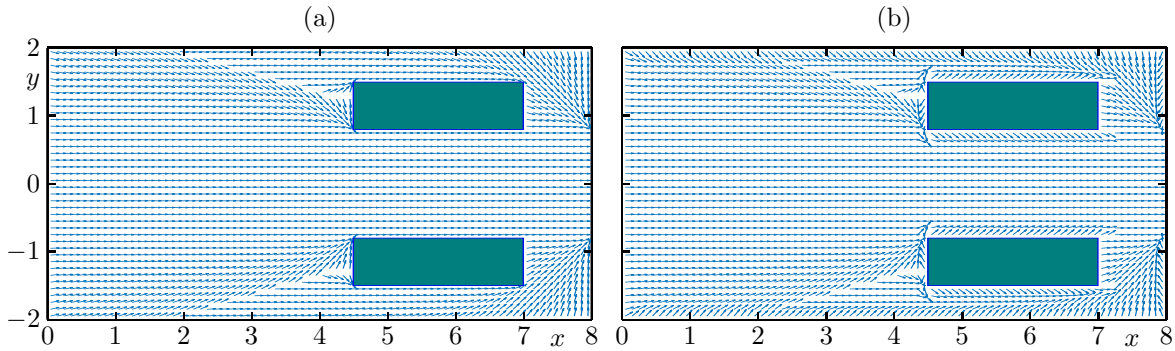
where  $u_{w, \mathbf{i}}$  is a discrete version of the function (1.6) defined by

$$u_{w, \mathbf{i}} = \begin{cases} u_{\mathbf{i}} & \text{if } \mathbf{i} \in \mathcal{M}, \\ R_w & \text{if } \mathbf{x}_i \in B(\Omega, d(\text{supp } \eta)) \setminus \Omega, \\ 0 & \text{elsewhere.} \end{cases} \quad (3.7)$$

Clearly, the discrete convolution (3.7) causes a computational bottleneck. This is a classical problem in scientific computing that is effectively handled by fast convolution algorithms, mainly based on Fast Fourier Transforms [33] (see also [6, 7]).

### 3.3. Time discretization

Finally, the semi-discrete scheme (3.1) is discretized by a third-order TVD Runge-Kutta time discretization method [24] that can be specified as follows. Assume that  $\mathbf{u}^n$  is the vector of approximate



**Figure 1.** Example 1: vector fields used in the simulations: (a) vector field given by unit vectors tangent to the geodesics to the exit door, used for model (1.4); (b) vector field (a) plus a discomfort vector field with maximal intensity along the walls, used for model [13, 14].

solutions at  $t = t_n$ . Then the approximate values  $\mathbf{u}^{n+1}$  associated with  $t_{n+1} = t_n + \Delta t$  are calculated by

$$\begin{aligned}
 \mathbf{u}^{(1)} &= \mathbf{u}^n + \Delta t C(\mathbf{u}^n), \\
 \mathbf{u}^{(2)} &= \frac{3}{4}\mathbf{u}^n + \frac{1}{4}\mathbf{u}^{(1)} + \frac{1}{4}\Delta t C(\mathbf{u}^{(1)}), \\
 \mathbf{u}^{n+1} &= \frac{1}{3}\mathbf{u}^n + \frac{2}{3}\mathbf{u}^{(2)} + \frac{2}{3}\Delta t C(\mathbf{u}^{(2)}).
 \end{aligned} \tag{3.8}$$

The combined space and time discretizations define a fully discrete scheme.

#### 4. Numerical simulations

We aim at investigating the effects of the non-local operator (1.4)–(1.6) from the crowd dynamics modelling point of view. To this end, in the following numerical examples, we solve numerically (1.3)–(1.6) for  $t \in [0, T]$  and  $\mathbf{x} \in \Omega$  by using the high-resolution numerical scheme described in Section 3. In particular, we consider FD-WENO5 with fifth-order of accuracy. For each iteration, the time step  $\Delta t$  in (3.8) is determined by the formula

$$\frac{\Delta t}{h} \max\{\alpha_1, \alpha_2\} = \frac{1}{2}C_{\text{cfl}}.$$

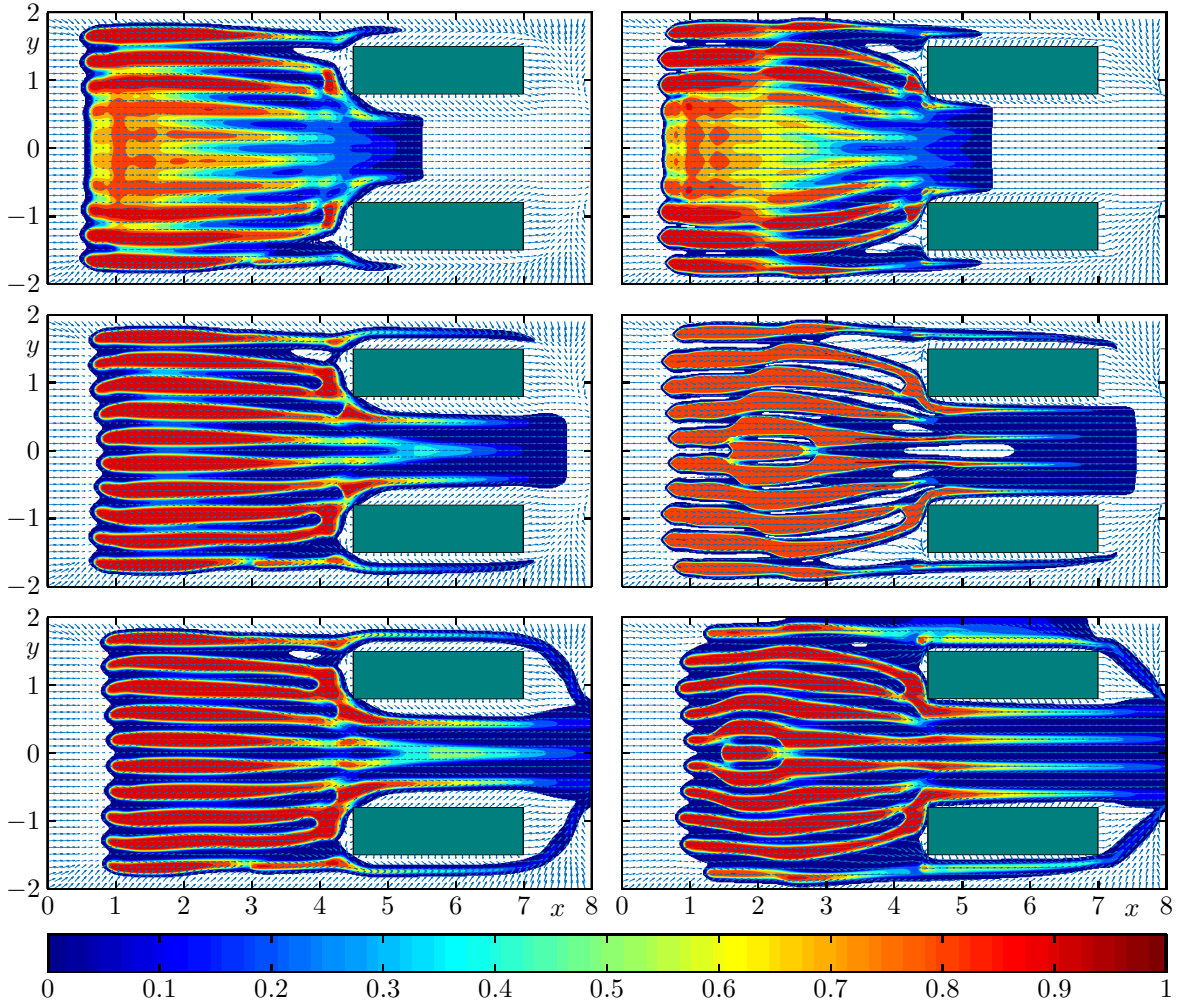
In all numerical test we have used  $C_{\text{cfl}} = 0.2$ .

##### 4.1. Example 1: Comparison with Colombo and Rossi [13, 14].

In contrast to (1.5)–(1.6), the model proposed in [13, 14] uses the following definition of the convolution product in the non-local term (1.4)

$$(\eta *_{\Omega} \rho(t))(\mathbf{x}) = \frac{1}{z(\mathbf{x})} \iint_{\Omega} \rho(t, \mathbf{y}) \eta(\mathbf{x} - \mathbf{y}) \, d\mathbf{y}, \quad \text{where } z(\mathbf{x}) := \iint_{\Omega} \eta(\mathbf{x} - \mathbf{y}) \, d\mathbf{y}. \tag{4.1}$$

We remark that the model in [13, 14] also displays non-locality in the speed, but this prevents a global maximum principle from holding. Therefore, here we keep the speed dependence on the density local.

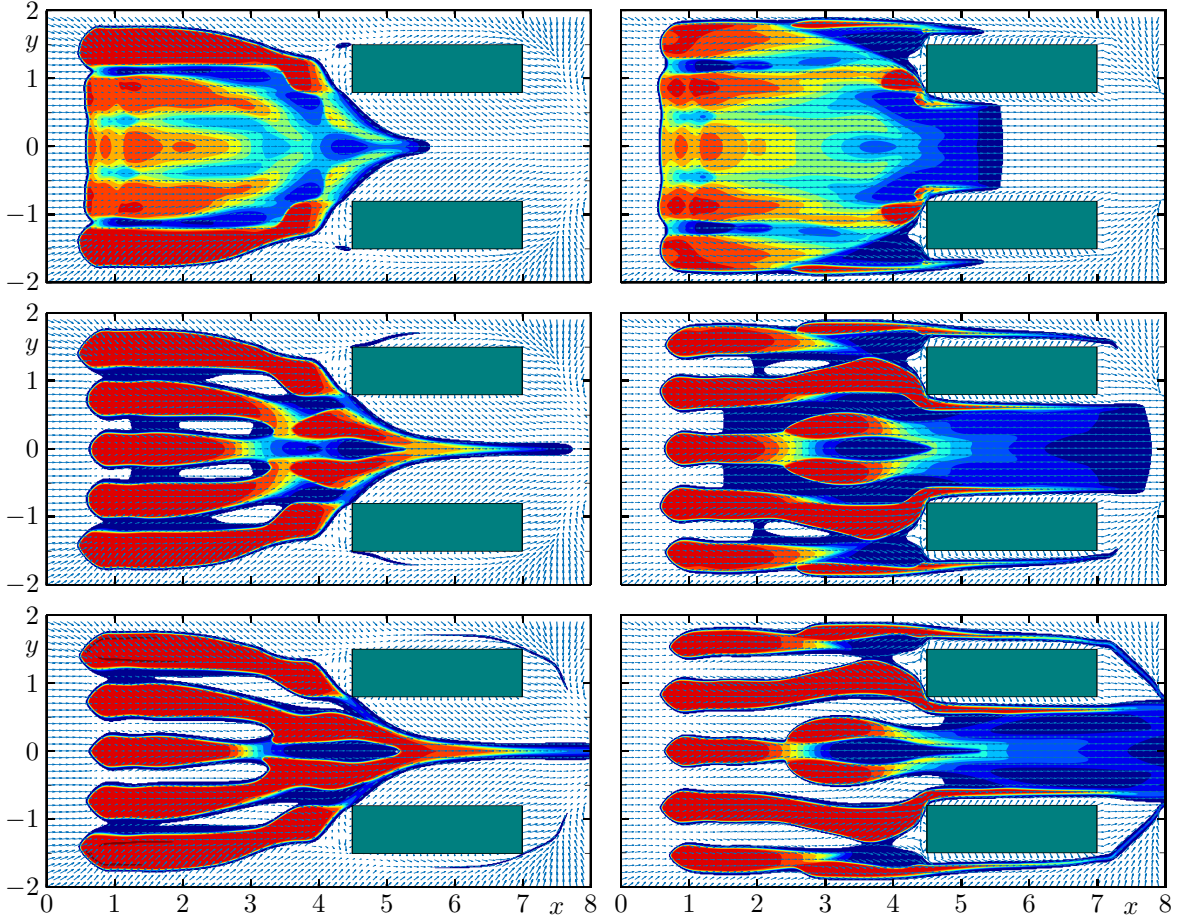


**Figure 2.** Example 1: numerical approximation with parameters (4.2) with kernel support  $l = 0.45$  and  $R_w = 1.5$  at (top)  $T = 1$ , (middle)  $T = 3$  and (bottom)  $T = 6$ . The left and right columns correspond to local convolution  $\eta_{*w}\rho$  (see (1.5)), and global convolution  $\eta_{*\Omega}\rho$  (see (4.1)), respectively. The color bar also applies to Figures 3, 6, 7, 8, 9, and 10.

We consider the evacuation problem proposed in [14, Section 2.1], where  $\Omega = R \setminus (C_1 \cup C_2)$  is composed by a room  $R = [0, 8] \times [-2, 2]$  with two symmetric columns  $C_1 = ]4.5, 7[ \times ]0.8, 1.5[$  and  $C_2 = ]4.5, 7[ \times ]-1.5, -0.8[$  that guide the evacuation through the exit door set at  $D = \{8\} \times ]-0.8, 0.8[$ . The functions and parameters are chosen as

$$\begin{aligned}
 v(\rho) &= 2 \min\{1, \max\{0, (1 - \rho)\}\}, & \rho_0(\mathbf{x}) &= 0.9 \chi_{[0.5, 3] \times [-1.8, 1.8]}(\mathbf{x}), \\
 \varepsilon &= 0.6, & R_w &= 1.5 & \eta(\mathbf{x}) &= \frac{315}{128\pi^{18}} (l^4 - \|\mathbf{x}\|^4)^4 \chi_{[0, l]}(\mathbf{x}),
 \end{aligned} \tag{4.2}$$

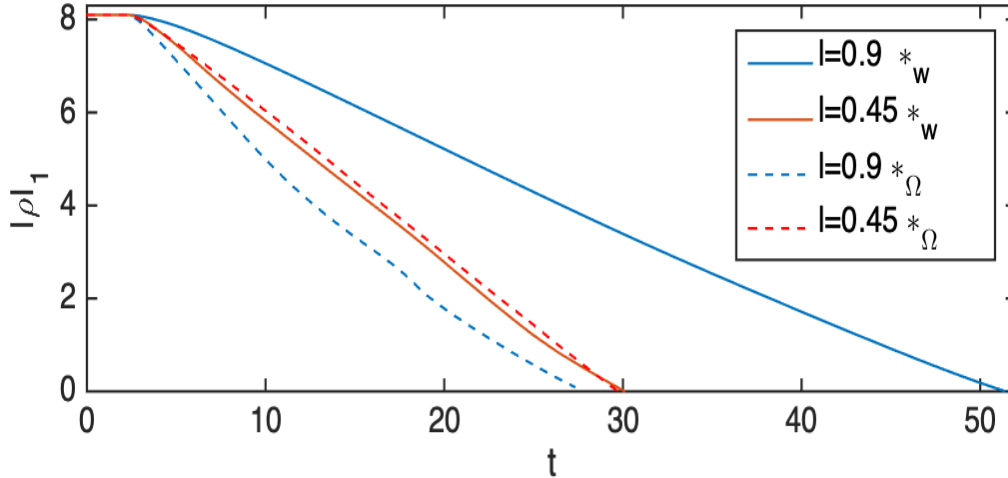
where  $\chi_{[0, l]}(\mathbf{x})$  denotes the characteristic function. The fixed vector field  $\boldsymbol{\mu}(\mathbf{x})$  is given by the unit vector tangent to the geodesic from  $\mathbf{x}$  to the exit door, see Figure 1(a). Since the non-local term defined by (4.1) does not guarantee that the resulting direction of motion points inside the domain ( $\mathbf{v}(t, \mathbf{x}) \cdot \mathbf{n}(\mathbf{x}) \leq 0$  for  $\mathbf{x} \in \partial\Omega, t \geq 0$ ), we need to add to  $\boldsymbol{\mu}$  a (fixed) discomfort vector field with maximal intensity along the walls as in [13, 14], resulting in the vector field showed in Figure 1(b).



**Figure 3.** Example 1: numerical approximation with parameters (4.2) with kernel support  $l = 0.9$  and  $R_w = 1.5$  at (top)  $T = 1$ , (middle)  $T = 3$  and (bottom)  $T = 6$ . The left and right columns correspond to local convolution  $\eta_{*w}\rho$  (see (1.5)), and global convolution  $\eta_{*\Omega}\rho$  (see (4.1)), respectively.

We display numerical approximations computed with FD-WENO5 scheme with  $h = 1/80$  at times  $T = 1, 3$  and  $6$  for two kernel supports ( $l = 0.45$  in Figure 2 and  $l = 0.9$  in Figure 3). We observe that the non-local correction term (1.4) allows pedestrians to “see” the presence of the wall and obstacles, and to deviate the movement from the desired trajectory. For  $l = 0.45$ , we can observe that pedestrians can pass between the obstacles and the wall, as in the Colombo-Rossi model, however this effect is less remarkable for larger kernel supports like  $l = 0.9$ . Indeed, comparing Figures 2 and 3, we can see that a larger kernel support corresponds to a wider discomfort effect, impacting the velocity vector field on larger portions of the walkable domain. More generally, qualitative differences between the two models depend on the parameter choices of  $R_w$  and the discomfort vector field. Nevertheless, we remark that our definition of the convolution (1.5)-(1.6) qualitatively captures the discomfort due to the presence of walls and obstacles delimiting the walking domain.

Figure 4 shows the impact of the magnitude of the convolution radius  $l$  on the evacuation time for both models. We can observe that our model is much sensible to changes in the convolution support since, as previously mentioned, this affects heavily the resulting velocity field near obstacles and walls.



**Figure 4.** Example 1: time evolution of the mass inside the room and evacuation time for the set of parameters (4.2) with kernel support  $l = 0.45, 0.9$  and  $R_w = 1.5$ .

#### 4.2. Example 2: Comparison between isotropic and anisotropic kernels (lane formation).

In this section, we consider that pedestrians have a limited vision field oriented in a given direction. We study a simple example of evacuation of a rectangular room  $\Omega = [0, 8] \times [-3, 3]$ , where the vector field  $\boldsymbol{\mu}(\mathbf{x}) = (1, 0)$  is fixed constantly oriented towards the right of the domain. We investigate the influence of a conic convolution kernel on the evacuation dynamics and the pattern formation. We take the kernel function  $\eta(\mathbf{x})$  given in (4.2) and cut a conic section  $\eta(\mathbf{x})\chi_{\mathcal{S}(\mathbf{x}, l, \alpha, \boldsymbol{\gamma})}(\mathbf{x})$  of angle  $2\alpha$  oriented to direction  $\boldsymbol{\gamma}(\mathbf{x})$  which is described by the region

$$\mathcal{S}(\mathbf{x}, l, \alpha, \boldsymbol{\gamma}) = \left\{ \mathbf{y} \in \mathbb{R}^2 : \|\mathbf{y} - \mathbf{x}\| \leq l, \frac{(\mathbf{y} - \mathbf{x}) \cdot \boldsymbol{\gamma}(\mathbf{x})}{\|\mathbf{y} - \mathbf{x}\| \|\boldsymbol{\gamma}(\mathbf{x})\|} \geq \cos \alpha \right\}$$

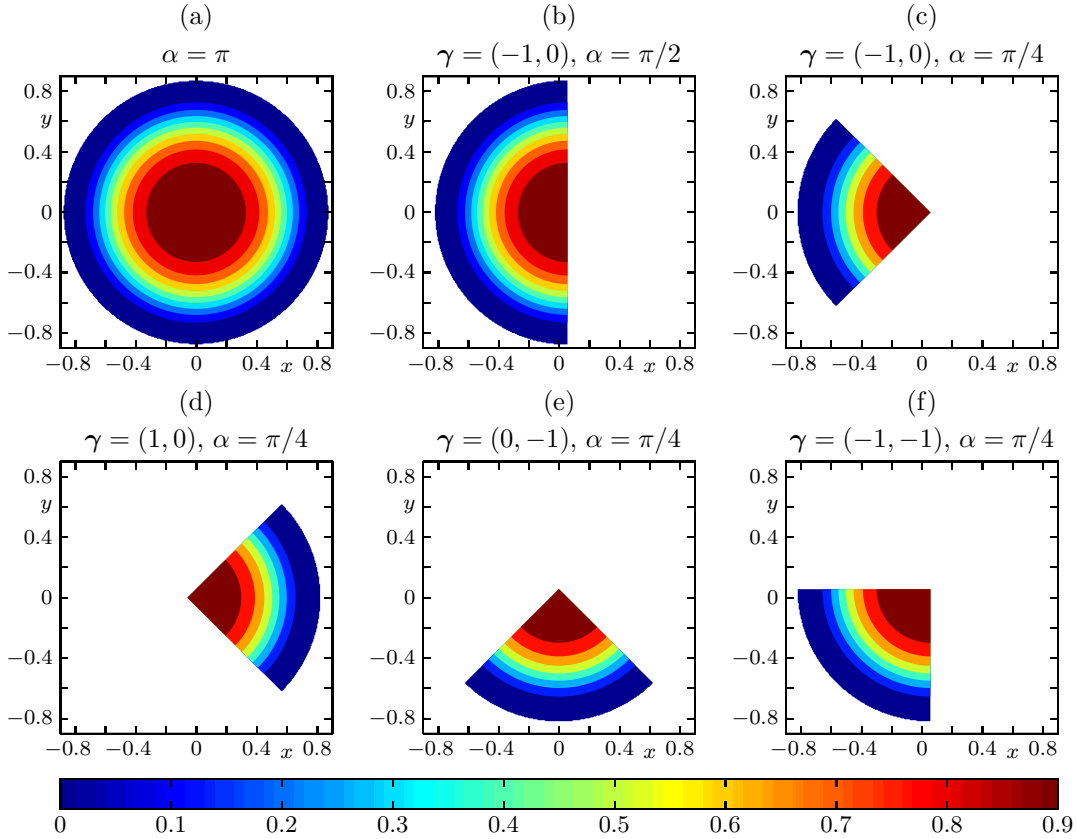
(see Figure 5), then we smooth and normalize it. Other parameters are taken as

$$v(\rho) = 6 \min\{1, \max\{0, (1 - \rho)\}\}, \quad \varepsilon = 0.6, \quad l = 0.9, \quad \rho_0(\mathbf{x}) = 0.9\chi_{[0.5, 4] \times [-1, 1]}(\mathbf{x}).$$

We compare the dynamics given by different kernel orientations and different angle amplitudes. Besides the circular symmetric kernel  $\eta$  (i.e.  $\alpha = \pi$ ), we consider

- $\boldsymbol{\gamma}(\mathbf{x}) = (-1, 0)$ , corresponding to forward interaction (by central symmetry of the convolution product), and  $\alpha = \pi/2, \pi/4$ ;
- $\boldsymbol{\gamma}(\mathbf{x}) = (1, 0)$ , corresponding to backward interaction, and  $\alpha = \pi/4$ ;
- $\boldsymbol{\gamma}(\mathbf{x}) = (0, -1)$ , modeling pedestrian reacting to the presence of other individuals (or obstacles) on their left, and  $\alpha = \pi/4$ ;
- $\boldsymbol{\gamma}(\mathbf{x}) = (-1, -1)$ , for forward-left interactions, and  $\alpha = \pi/4$ .

The corresponding convolution kernels are depicted in Figure 5. In Figures 6–8, we display numerical approximations and the corresponding vector fields of preferred directions computed with FD-WENO5

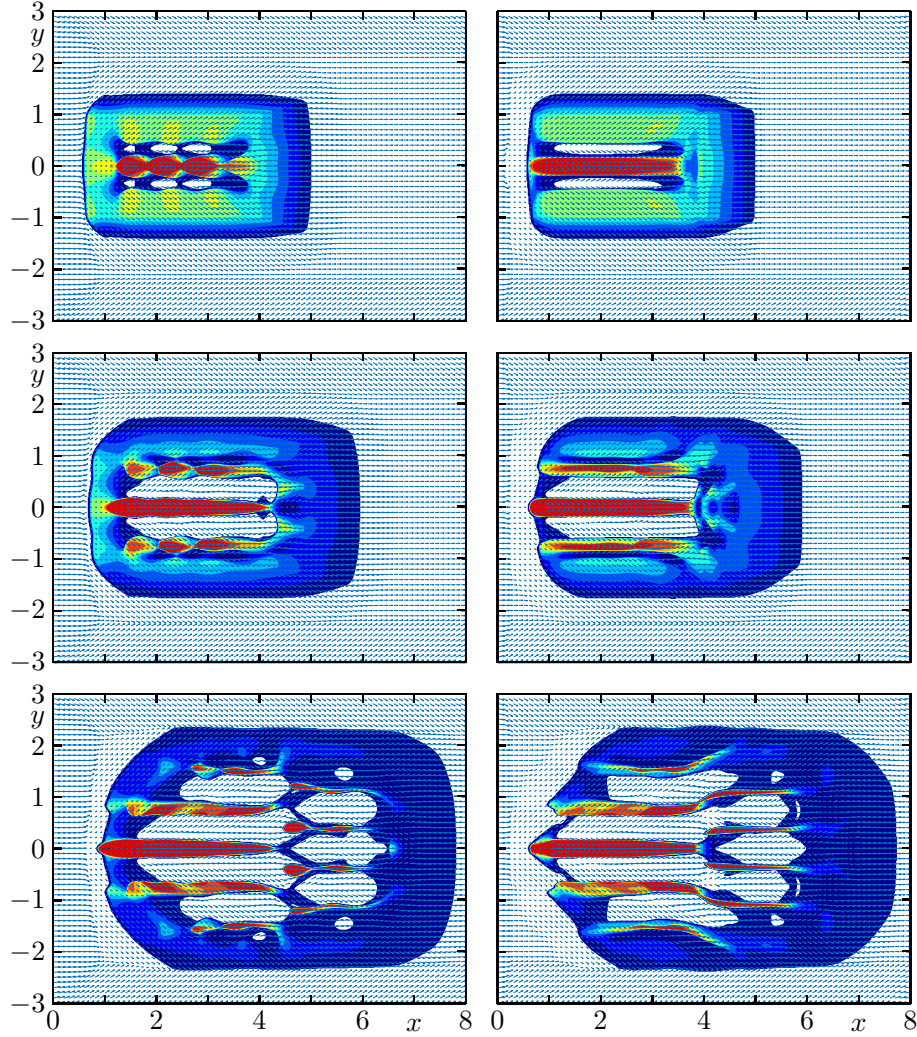


**Figure 5.** Example 2: anisotropic kernels  $\eta\chi_{S(x,l,\alpha,\gamma)}$  for different interaction orientations: (a) symmetric, (b) wide forward, (c) narrow forward, (d) backward, (e) left, (d) forward left.

scheme with  $h = 1/80$  at times  $T = 0.1$ ,  $T = 0.2$  and  $T = 0.4$ . We observe that symmetric and half-circular downstream interaction kernels lead to similar patterns consisting of horizontal lanes (see Figure 6), while narrower angles  $\alpha$  lead to vertical patterns, both for forward and backward interactions (displayed in Figure 7). Finally, lateral interactions mostly lead to diagonal waves (Fig. 8).

#### 4.3. Example 3: Room evacuation with and without obstacles

In this section, we consider the problem of evacuating people in a room through a door. In particular, we are interested in studying the impact of the presence of obstacles in front of the door on the evacuation time. This problem has already been discussed by several authors, see for example [14, 32] and references therein. In these works, the authors infer that, in some cases, the location and size of the obstacles may speed up the population to the exit. For this example, we consider the walking domain available to pedestrians is  $\Omega = R \setminus C_i$ ,  $i = 1, 2, 3$ , where the room  $R = [0, 8] \times [-3, 3]$  contains obstacles  $C_i$ . The door  $D$ , the functions  $v$  and  $\eta$ , and the parameter  $\varepsilon$  and  $R_w$  are the same as in (4.2). The initial condition is a linear combination of characteristic functions with values 0.9 in  $[0.5, 2] \times [-2.2, 0]$ , 0.6 in  $[0.5, 2.2] \times [0, 2.2]$ , 0.5 in  $[2, 4] \times [-2.2, 0]$  and 0.8 in  $[2.2, 4] \times [0, 2.2]$  (see Fig. 9). The obstacles



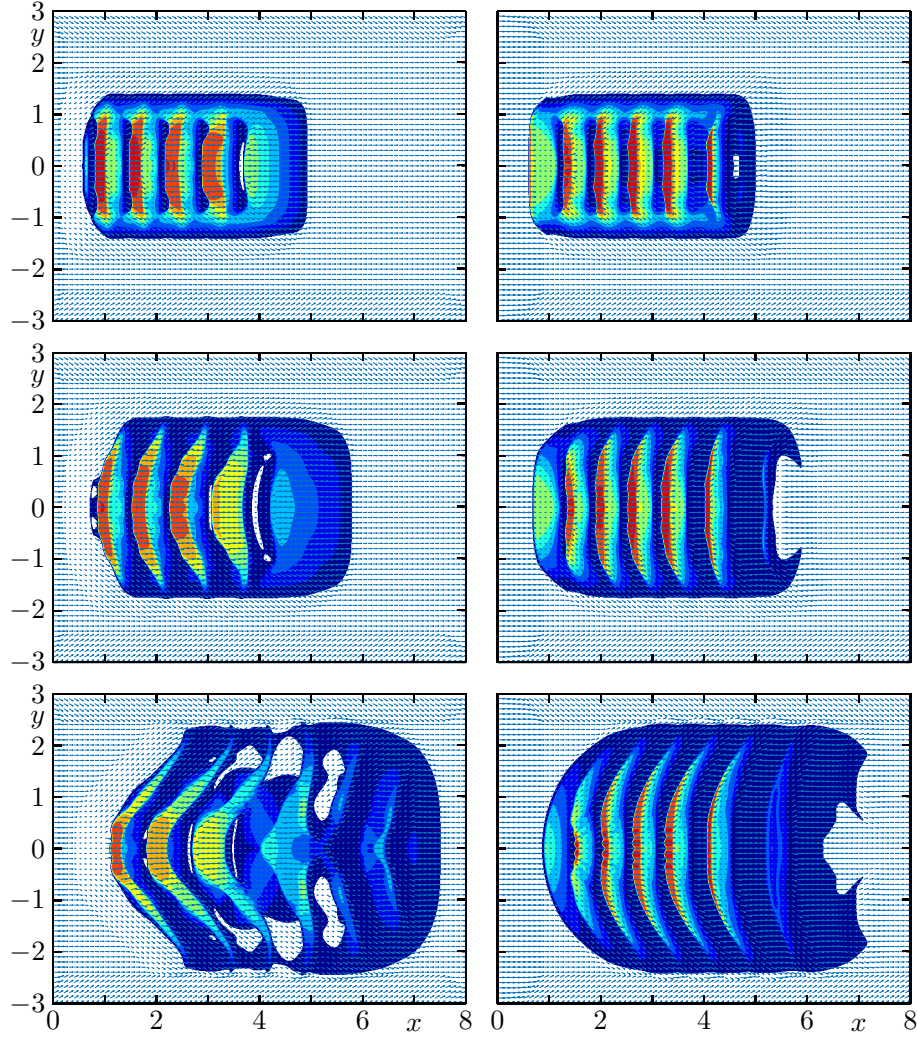
**Figure 6.** Example 2: evacuation dynamics and vector field for (left) the angle  $2\alpha$  with  $\alpha = \pi$  (see Figure 5 (a)), (right)  $\alpha = \pi/2$  and the kernel orientation  $\gamma(\mathbf{x}) = (-1, 0)$  (as in Figure 5 (b)), at simulated times (top)  $T = 0.1$ , (middle)  $T = 0.2$  and (bottom)  $T = 0.4$ .

and parameter  $l$  for the three different scenarios considered are

$$\begin{aligned}
 C_1 &= \emptyset, \\
 C_2 &= ]7, 7.8[ \times (]-1.8, 1.3[ \cup ]1.3, 1.8[), \\
 C_3 &= ]5, 6[ \times ]-0.25, 0.25[, \\
 l &= 1.
 \end{aligned} \tag{4.3}$$

The numerical solutions for the three scenarios at three different times is displayed in Figure 10, where we have used the FD-WENO5 scheme to compute the approximate solutions.

Figure 11 shows the time evolution of the mass inside the room. We observe that in case  $C_1$  the evacuation time is higher in comparison to cases  $C_2$  and  $C_3$ , where the evacuation time is lower, especially for case  $C_3$ . This is confirmed by Figure 10, which shows the evacuation of the populations at times  $T = 6, 20$  and  $34$ , for the cases  $C_1, C_2$  and  $C_3$  respectively.



**Figure 7.** Example 2: evacuation dynamics and vector field for angle  $2\alpha$  for  $\alpha = \pi/4$  and the kernel orientation (left)  $\gamma(\mathbf{x}) = (-1, 0)$  (see Figure 5 (c)), (right)  $\gamma(\mathbf{x}) = (1, 0)$  (see Figure 5 (d)), at simulated times (top)  $T = 0.1$ , (middle)  $T = 0.2$  and (bottom)  $T = 0.4$ .

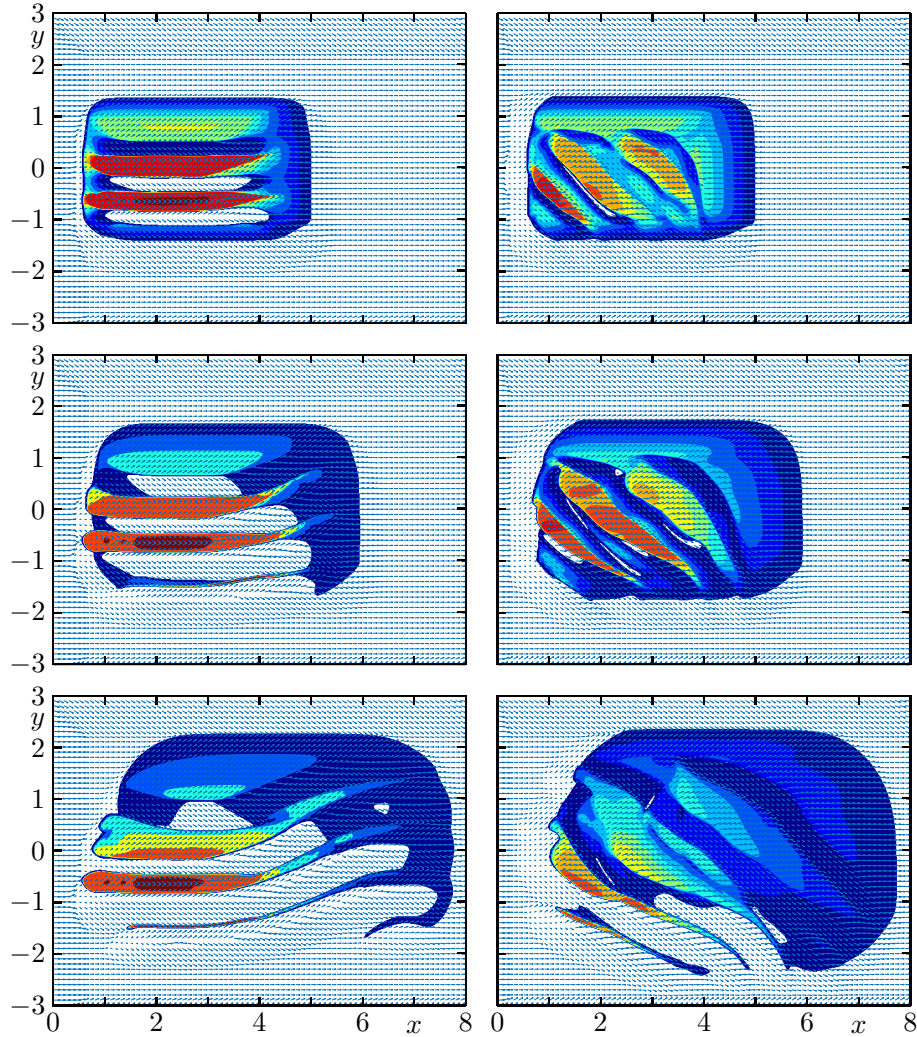
## 5. Conclusion

In this work, we have proposed and studied a non-local macroscopic pedestrian flow model accounting for the presence of walls and obstacles limiting the walking domain. In particular, the proposed model is able to capture pedestrians' discomfort near obstacles and walls. Under suitable regularity assumptions, the model turns out to be well-posed. Moreover, we analyzed the impact of different anisotropic kernels on the formation of patterns in the solutions.

High resolution numerical schemes of WENO type allow to perform accurate simulations, bypassing the computational bottleneck given by the dependence of the flux function on integral terms.

Future research should focus on multi-population models accounting for groups with different characteristics and/or destinations, and on the theoretical analysis of the observed pattern formation.





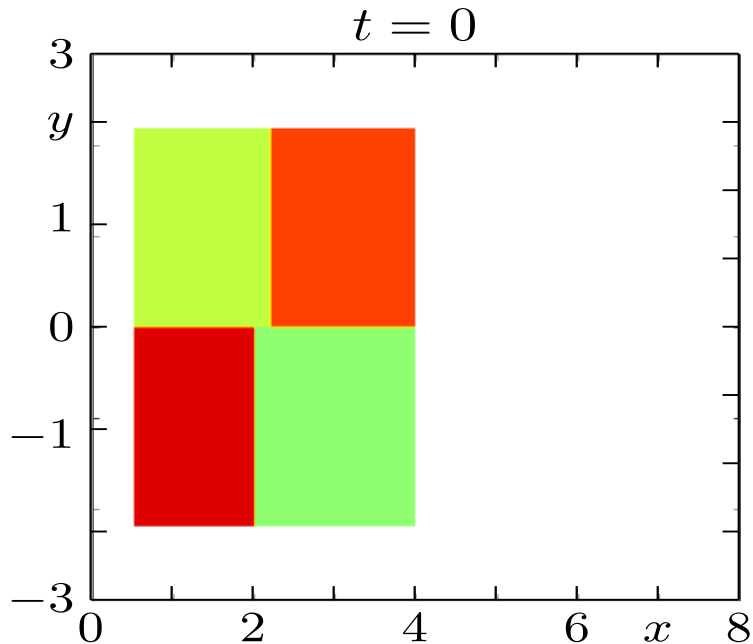
**Figure 8.** Example 2: evacuation dynamics and vector field for angle  $2\alpha$  for  $\alpha = \pi/4$  and the kernel orientation (left)  $\gamma(\mathbf{x}) = (0, -1)$  (see Figure 5 (e)), (right)  $\gamma(\mathbf{x}) = (-1, 1)$  (see Figure 5 (f)), at simulated times (top)  $T = 0.1$ , (middle)  $T = 0.2$  and (bottom)  $T = 0.4$ .

## Acknowledgements

This research was supported by the INRIA Associated Team “Efficient numerical schemes for non-local transport phenomena” (NOLOCO; 2018–2020). RB is supported by Fondecyt project 1170473 and CRHIAM, project ANID/FONDAP/15130015. LMV is supported by Fondecyt project 1181511. RB, DI and LMV are also supported by CONICYT/PIA/Concurso Apoyo a Centros Científicos y Tecnológicos de Excelencia con Financiamiento Basal AFB170001.

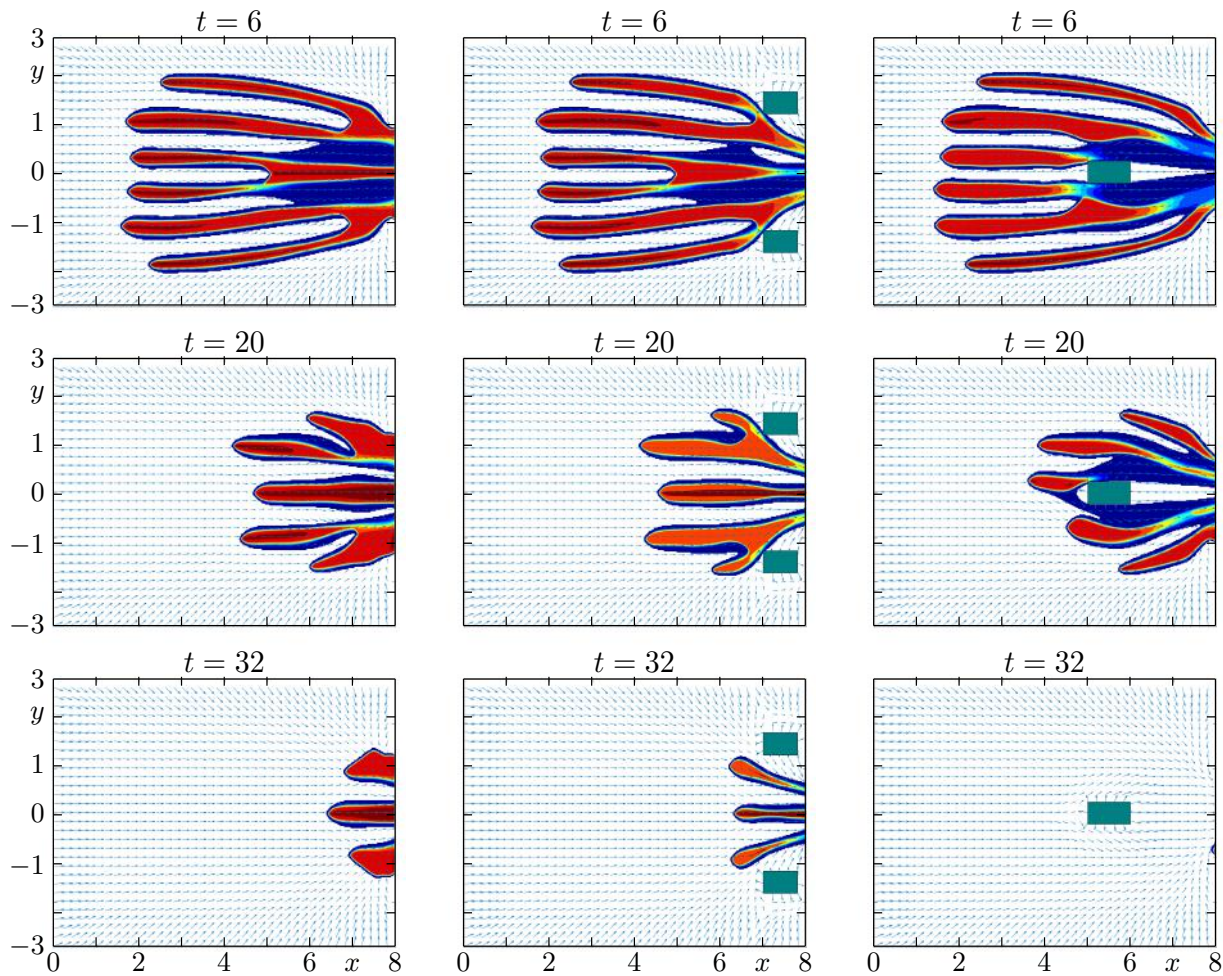
## References

1. C. Bardos, A. Y. Le Roux and J.-C. Nédélec, First order quasilinear equations with boundary conditions, *Comm. Partial Differential Equations*, **4** (1979), 1017–1034, URL <https://doi.org/10.1080/03605307908820117>.



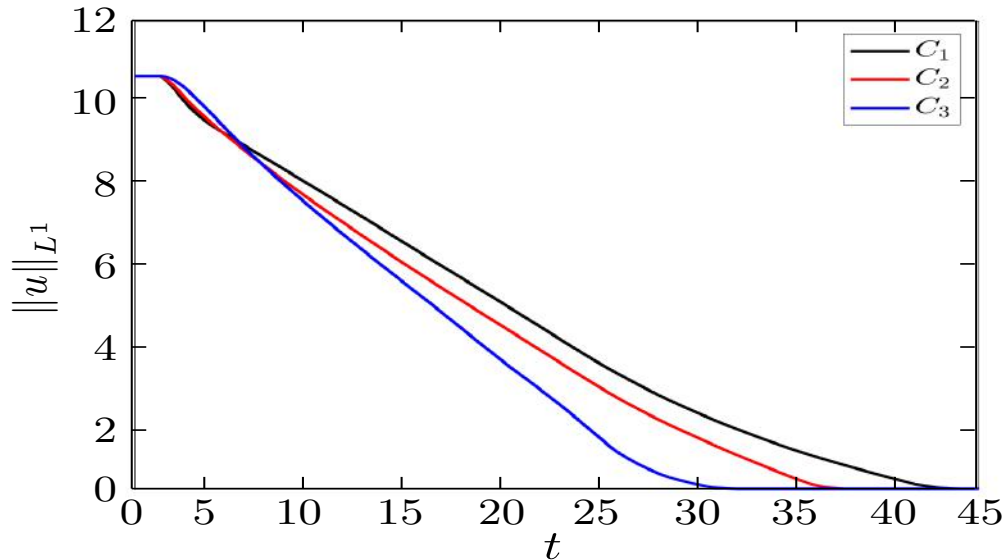
**Figure 9.** Example 3: initial condition.

2. N. Bellomo and C. Dogbé, On the modelling crowd dynamics from scaling to hyperbolic macroscopic models, *Mathematical Models and Methods in Applied Sciences*, **18** (2008), 1317–1345.
3. F. Betancourt, R. Bürger, K. H. Karlsen and E. M. Tory, On nonlocal conservation laws modelling sedimentation, *Nonlinearity*, **24** (2011), 855–885.
4. S. Blandin and P. Goatin, Well-posedness of a conservation law with non-local flux arising in traffic flow modeling, *Numer. Math.*, **132** (2016), 217–241, URL <https://doi.org/10.1007/s00211-015-0717-6>.
5. L. Bruno, A. Tosin, P. Triccerri and F. Venuti, Non-local first-order modelling of crowd dynamics: a multidimensional framework with applications, *Appl. Math. Model.*, **35** (2011), 426–445, URL <https://doi.org/10.1016/j.apm.2010.07.007>.
6. R. Bürger, G. Chowell, E. Gavilán, P. Mulet and L. M. Villada, Numerical solution of a spatio-temporal gender-structured model for hantavirus infection in rodents, *Math. Biosci. Eng.*, **15** (2018), 95–123.
7. R. Bürger, G. Chowell, E. Gavilán, P. Mulet and L. M. Villada, Numerical solution of a spatio-temporal predator-prey model with infected prey, *Math. Biosci. Eng.*, **16** (2019), 438–473.
8. R. Bürger, D. Inzunza, P. Mulet and L. M. Villada, Implicit-explicit methods for a class of nonlinear nonlocal gradient flow equations modelling collective behaviour, *Appl. Numer. Math.*, **144** (2019), 234–252.
9. C. Chalons, P. Goatin and L. M. Villada, High-order numerical schemes for one-dimensional nonlocal conservation laws, *SIAM J. Sci. Comput.*, **40** (2018), A288–A305, URL <https://doi.org/10.1137/16M110825X>.



**Figure 10.** Example 3: numerical solution at times  $T = 6$ ,  $T = 20$ , and  $T = 32$ , showing the evacuation of the population corresponding to the different exit designs.

10. F. A. Chiarello, P. Goatin and L. M. Villada, Lagrangian-antidiffusive remap schemes for non-local multi-class traffic flow models, *Comput. Appl. Math.*, **39**, URL <https://doi.org/10.1007/s40314-020-1097-9>.
11. R. M. Colombo, M. Garavello and M. Lécureux-Mercier, A class of nonlocal models for pedestrian traffic, *Math. Models Methods Appl. Sci.*, **22** (2012), 1150023, 34, URL <https://doi.org/10.1142/S0218202511500230>.
12. R. M. Colombo and M. Lécureux-Mercier, Nonlocal crowd dynamics models for several populations, *Acta Math. Sci. Ser. B (Engl. Ed.)*, **32** (2012), 177–196, URL [https://doi.org/10.1016/S0252-9602\(12\)60011-3](https://doi.org/10.1016/S0252-9602(12)60011-3).
13. R. M. Colombo and E. Rossi, Nonlocal conservation laws in bounded domains, *SIAM J. Math. Anal.*, **50** (2018), 4041–4065, URL <https://doi.org/10.1137/18M1171783>.
14. R. M. Colombo and E. Rossi, Modelling crowd movements in domains with boundaries, *IMA J. Appl. Math.*, **84** (2019), 833–853, URL <https://doi.org/10.1093/imamat/hxz017>.



**Figure 11.** Example 1: total amount of population inside the room. The obstacles  $C_2$  and  $C_3$  speed up evacuation, while the case  $C_1$  evacuates slower.

15. R. Colombo and M. Rosini, Pedestrian flows and nonclassical shocks, *Mathematical Methods in the Applied Sciences*, **28** (2008), 1553–1567.
16. S. Göttlich, S. Hoher, P. Schindler, V. Schleper and A. Verl, Modeling, simulation and validation of material flow on conveyor belts, *Appl. Math. Model.*, **38** (2014), 3295–3313.
17. R. L. Hughes, A continuum theory for the flow of pedestrians, *Transpn. Res.–B*, **36** (2002), 507–535.
18. D. Inzunza, *Métodos Implícitos-Explícitos para Problemas de Convección-Difusión-Reacción no Lineales y no Locales*, PhD thesis, 2019, URL <https://www.ci2ma.udec.cl/publicaciones/tesisposgrado/graduado.php?id=70>, Universidad de Concepción.
19. G. S. Jiang and C. W. Shu, Efficient implementation of weighted ENO schemes, *Journal of Computational Physics*, **126** (1996), 202–228.
20. Y. Jiang, P. Zhang, S. Wong and R. Liu, A higher-order macroscopic model for pedestrian flows, *Physica A: Statistical Mechanics and its Applications*, **389** (2010), 4623 – 4635.
21. P. Kachroo, S. J. Al-Nasur, S. A. Wadoo and A. Shende, *Pedestrian Dynamics*, Springer-Verlag, 2008.
22. S. N. Kružkov, First order quasilinear equations with several independent variables, *Mat. Sb. (N.S.)*, **81 (123)** (1970), 228–255.
23. A. Kurganov and A. Polizzi, Non-oscillatory central schemes for traffic flow models with arrhenius look- ahead dynamics, *Netw. Heterog. Media*, **4** (2009), 431–451.
24. X. D. Liu, S. Osher and T. Chan, Weighted essentially non-oscillatory schemes, *Journal of Computational Physics*, **115** (1994), 200–212.
25. M. Lécureux-Mercier, Improved stability estimates on general scalar balance laws, 2010.

- 
26. B. Maury, A. Roudneff-Chupin and F. Santambrogio, A macroscopic crowd motion model of gradient flow type, *Mathematical Models and Methods in Applied Sciences*, **20** (2009), 1787–1821.
  27. M. Mimault, *Lois de conservation pour la modélisation des mouvements de foule*, PhD thesis, 2015, URL <http://www.theses.fr/2015NICE4102/document>, University of Nice.
  28. B. Piccoli and A. Tosin, Pedestrian flows in bounded domains with obstacles, *Continuum Mechanics and Thermodynamics*, **21** (2009), 85–107.
  29. E. Rossi, Definitions of solutions to the IBVP for multi-dimensional scalar balance laws, *J. Hyperbolic Differ. Equ.*, **15** (2018), 349–374, URL <https://doi.org/10.1142/S0219891618500133>.
  30. C.-W. Shu, High order weighted essentially nonoscillatory schemes for convection dominated problems, *SIAM Review*, **51** (2009), 82–126.
  31. A. Sopasakis and M. Katsoulakis, Stochastic modelling and simulation of traffic flow: asymmetric single exclusion process with arrhenius look-ahead dynamics, *SIAM J. Appl. Math.*, **66** (2006), 921–944.
  32. M. Twarogowska, P. Goatin and R. Duvigneau, Macroscopic modeling and simulations of room evacuation, *Appl. Math. Model.*, **38** (2014), 5781–5795, URL <https://doi.org/10.1016/j.apm.2014.03.027>.
  33. J. Von Zur Gathen and J. Gerhard, *Modern Computer Algebra*, Cambridge University Press, 2013.
  34. J. Vovelle, Convergence of finite volume monotone schemes for scalar conservation laws on bounded domains, *Numer. Math.*, **90** (2002), 563–596, URL <https://doi.org/10.1007/s002110100307>.
  35. K. Zumbrun, On a nonlocal dispersive equation modeling particle suspensions, *Quart. J. Appl. Math.*, **57** (1999), 573–600.