



HAL
open science

Basic belief assignment approximations using degree of non-redundancy for focal element

Yi Yang, Deqiang Han, Jean Dezert

► **To cite this version:**

Yi Yang, Deqiang Han, Jean Dezert. Basic belief assignment approximations using degree of non-redundancy for focal element. Chinese Journal of Aeronautics, 2019, 32 (11), pp.2503-2515. 10.1016/j.cja.2019.05.003 . hal-02649599

HAL Id: hal-02649599

<https://hal.science/hal-02649599v1>

Submitted on 29 May 2020

HAL is a multi-disciplinary open access archive for the deposit and dissemination of scientific research documents, whether they are published or not. The documents may come from teaching and research institutions in France or abroad, or from public or private research centers.

L'archive ouverte pluridisciplinaire **HAL**, est destinée au dépôt et à la diffusion de documents scientifiques de niveau recherche, publiés ou non, émanant des établissements d'enseignement et de recherche français ou étrangers, des laboratoires publics ou privés.



Chinese Society of Aeronautics and Astronautics
& Beihang University

Chinese Journal of Aeronautics

cja@buaa.edu.cn
www.sciencedirect.com



Basic belief assignment approximations using degree of non-redundancy for focal element



Yi YANG^a, Deqiang HAN^{b,*}, Jean DEZERT^c

^a SKLSVMS, School of Aerospace, Xi'an Jiaotong University, Xi'an 710049, China

^b Center for Information Engineering Science Research, Xi'an Jiaotong University, Xi'an 710049, China

^c ONERA, The French Aerospace Lab, Chemin de la Hunière, Palaiseau F-91761, France

Received 22 October 2018; revised 17 December 2018; accepted 31 March 2019

Available online 30 May 2019

KEYWORDS

BBA approximation;
Belief functions;
Evidence theory;
Focal element;
Non-redundancy

Abstract Dempster-Shafer evidence theory, also called the theory of belief function, is widely used for uncertainty modeling and reasoning. However, when the size and number of focal elements are large, the evidence combination will bring a high computational complexity. To address this issue, various methods have been proposed including the implementation of more efficient combination rules and the simplifications or approximations of Basic Belief Assignments (BBAs). In this paper, a novel principle for approximating a BBA into a simpler one is proposed, which is based on the degree of non-redundancy for focal elements. More non-redundant focal elements are kept in the approximation while more redundant focal elements in the original BBA are removed first. Three types of degree of non-redundancy are defined based on three different definitions of focal element distance, respectively. Two different implementations of this principle for BBA approximations are proposed including a batch and an iterative type. Examples, experiments, comparisons and related analyses are provided to validate proposed approximation approaches.

© 2019 Chinese Society of Aeronautics and Astronautics. Production and hosting by Elsevier Ltd. This is an open access article under the CC BY-NC-ND license (<http://creativecommons.org/licenses/by-nc-nd/4.0/>).

1. Introduction

Dempster-Shafer Theory (DST),¹ which is also called the theory of belief function, has been widely used in many uncertainty modeling and reasoning related application fields including information fusion,² pattern classification³ and

Multiple Attributes Decision Making (MADM).⁴ However, DST was criticized because of its limitations.⁵ One limitation is its computational complexity⁶ in evidence combination, which is influenced by the cardinality of the frame of discernment and the number of focal elements in BBAs to combine. The high computational cost brings a big challenge to the practical use of belief functions.

To reduce the computational cost encountered in evidence combination, many approaches were proposed, which can be in general categorized into the following types. The first type is to design efficient combination algorithms. The representatives of this type include Kennes' method,⁷ Barnett's approach,⁸ and Shafer and Logan's implementation for hierarchical evidence.⁹ The second type is to simplify the original

* Corresponding author.

E-mail address: deqhan@mail.xjtu.edu.cn (D. HAN).

Peer review under responsibility of Editorial Committee of CJA.



Basic Belief Assignment (BBA), i.e., to obtain a corresponding approximated BBA. Two major types can be found in the prevailing BBA approximations: (A) To use a BBA with a simpler and special structure to approximate the original one. For example, one can use the Bayesian BBA¹⁰ and the consonant approximation of a BBA¹¹; (B) To limit the quantity or size of focal elements by removing some focal elements by following some criteria (focal elements' size or mass value, or both). Tessem's k - l - x method,¹² Lowrance et al's summarization approach,¹³ Bauer's D1 approximation,¹⁴ Denœux' inner and outer approximations,¹⁵ Monte-Carlo approximation,¹⁶ etc. are representatives. They remove focal elements and redistribute the corresponding mass assignment values. In our previous works in recent years, a hierarchical proportional redistribution approach,¹⁷ rank-level based BBA approximation,¹⁸ and optimization based approximations¹⁹ were proposed. Shou et al proposed a BBA approximation based on the correlation coefficient.²⁰

The work in current paper focuses on reducing the computational cost of evidence combination with BBA approximations. As aforementioned, one can limit the number of focal elements according to some criteria. Intuitively, the rational criterion should relate to the importance or non-redundancy of the focal elements. A focal element with more "common" or "shared information" with other focal elements is more redundant and should be removed first if possible. However, the available criterion is either the focal element's size (i.e., cardinality) or its mass assignment, which has no direct and logical relation with the focal elements' importance or the non-redundancy. Therefore, criteria related to the focal elements' non-redundancy are required for proposing more reliable and efficient BBA approximation approaches. This is the motivation of our work in this paper.

We use the average distance between a given focal element and all other focal elements to define the non-redundancy. Smaller average distance means that the given focal element carries more similar information compared with the others, i.e., it is less non-redundant and should be removed earlier. Different definitions of the distance between focal elements are used in this paper to define different non-redundancies of focal elements. Two strategies of removal (including a batch and an iterative mode) are proposed in the sequel, followed by the re-normalization or redistribution. Numerical examples, simulations and related analyses are provided to show the rationality and interest of the novel BBA approximation approaches.

This paper extends our previous ideas briefly introduced in Ref. ²¹, where the non-redundancy for focal elements was preliminarily proposed. Comparatively, more definitions for distance of focal element are used to define the non-redundancy of focal elements and different distance definitions are analyzed and compared in this extended version. We also provide more experiments and analyses to provide a precise evaluation of these new approximation methods. These are all added values. The rest of the paper is organized as follows. Section 2 provides the essentials of DST. Some limitations, especially the computational cost, are pointed out. A brief review of the available works on BBA approximations is provided in Section 3. Section 3 then proposes the non-redundancy of focal elements based on three different types of distance of focal elements. Numerical examples are provided to illustrate and com-

pare different definitions of non-redundancy. Simulations and related analyses are provided in Section 4 to verify and evaluate our proposed non-redundancy of focal elements and their performance in BBA approximations. Comparisons between the new proposed approaches and some typical existing ones are also provided. Section 5 concludes this paper.

2. Preliminaries of BBA approximation

2.1. Basics of Dempster-Shafer evidence theory

In Dempster Shafer evidence theory,¹ those elements in the Frame of Discernment (FOD) Θ are mutually exclusive and exhaustive. A basic belief assignment (BBA, also called mass function) on a FOD is defined by a mapping $m(\cdot) : 2^\Theta \rightarrow [0, 1]$ satisfying $m(\emptyset) = 0$ and

$$\sum_{A \in 2^\Theta} m(A) = 1 \quad (1)$$

If $m(A) > 0$, A is a focal element. Two Bodies of Evidence (BOEs) can be combined using Dempster's rule as

$$m(A) = \begin{cases} 0 \\ \frac{1}{1-K} \sum_{A_i \cap B_j = A} m_1(A_i) m_2(B_j) \end{cases} \quad (2)$$

where $K = \sum_{A_i \cap B_j = \emptyset} m_1(A_i) m_2(B_j)$ is the conflict coefficient representing the total conflicting mass assignments between BOEs to combine. Note that Dempster's rule is both commutative and associative. Dempster's rule has also received serious arguments due to its counter-intuitive behaviors.²² Various alternative combination rules have been proposed. See Ref. ²³ for more details. These alternatives focus on suppressing the counter-intuitive behaviors of Dempster's rule. However, they also have to face the high computational cost problem⁶ with the increase of the FOD's cardinality and that of the focal elements number.

To reduce the high computational cost caused by the evidence combination, one can try to design simpler combination rules, attempt to develop efficient implementations for prevailing rules, or try to simplify (approximate) the original BBA by a simpler one with less focal elements. In this paper, we focus on the BBA approximation, which is deemed more intuitive for human beings to catch the meaning.²⁴

2.2. Brief review of available BBA approximation approaches

An approximation $f(\cdot)$ of BBA aims to find a simpler BBA m_S to represent the original BBA m , i.e., $m_S = f(m)$. The available approaches can be categorized into the following two types: using the BBA with a special structure and reducing the number of focal elements.

2.2.1. Using BBA with special structure

(1) Bayesian BBA approximation

A Bayesian BBA approximation outputs a Bayesian BBA with a special structure where all focal elements are singletons. The most representative Bayesian approximation of a BBA is the pignistic probability transformation proposed by Smets⁶ and Kennes.⁷ Voorbraak¹⁰ uses the normalization of the plausibility for singletons to approximate the original BBA.

Sudano²⁵⁻²⁷ proposed a series of Bayesian approximations based on the proportion between plausibilities or beliefs including the batch mode and the iterative mode. Cuzzolin²⁸ proposed an intersection approximation for BBA using the proportional repartition of the total non-specific mass assignment for each contribution of the non-specific mass assignments involved. Smarandache and Dezert²³ proposed a Bayesian BBA approximation in the framework of Dezert-Smarandache Theory (DSmT), i.e., the Dezert-Smarandache Probability transformation (DSmP), which can also be applied in DST model. In our previous work,²⁹ a hierarchical DSmP was proposed. More analyses, comparisons and evaluations on these Bayesian approximations can be found in Ref. ³⁰.

Note that the Bayesian approximation is usually used for the probabilistic decision but not reducing the computational cost in evidence combination, since any Bayesian BBA approximation makes too lossy approximations.

(2) Consonant approximations

Here the special structure for an approximated BBA is assumed to be consonant support, i.e., the available focal elements are nested in order. The representative works of the consonant approximation include Refs. ^{11,31}.

2.2.2. Removing focal elements according to some criteria

(1) Limiting the maximum allowed cardinality of remaining focal elements

In k -additive approximations,³² the maximum cardinality of available focal elements is no greater than a predefined size k . In Ref. ³², the mass assignments of focal elements with cardinality larger than k are redistributed to those with cardinality no larger than k . Such a redistribution mass assignments is done according to the proportions designed based on the average cardinality. In our previous work,¹⁹ such a redistribution of mass assignments is implemented via an optimization approach. In our another previous work,¹⁷ a BBA approximation with the hierarchical redistribution was proposed. These methods aim to remove the focal elements with larger cardinalities since they bring more computational cost in the combination in general.

(2) Limiting the maximum allowed number of remaining focal elements

In this type of approaches, the number of focal elements is reduced by removing some focal elements according to some criteria until the predefined quantity of remaining focal elements is reached.

(A) k - l - x method¹²

A simplified BBA is obtained according to rules: one should keep no less than k focal elements; one should keep no more than l focal elements; one should delete the masses being no greater than x .

In the k - l - x method, all focal elements in the original BBA are sorted in a descending order based on their mass assignment values. Then, choose the first p focal elements such that $k \leq p \leq l$ and the summation of mass values of those first p focal elements is no less than $1 - x$. The removed mass values are redistributed to remaining focal elements (re-normalization).

(B) Summarization method¹³

Summarization method is similar to the classical k - l - x , where focal elements with the highest mass values are kept. The removed mass values are accumulated and assigned to

the union set of corresponding focal elements. Suppose that k is the number of focal elements in the desired simplified BBA $m_S(\cdot)$ of an original BBA $m(\cdot)$. Let M denotes the collection (or set) of $k-1$ focal elements with the highest mass values. One can obtain the simplified BBA according to

$$m_S(A) = \begin{cases} m(A) & \text{if } A \in M \\ \sum_{A' \subseteq A, A' \notin M} m(A') & \text{if } A = A_0 \\ 0 & \text{otherwise} \end{cases} \quad (3)$$

where

$$A_0 \triangleq \bigcup_{A' \in M, m(A') > 0} A' \quad (4)$$

(C) D1 method¹⁴

Let $m(\cdot)$ be the original BBA and $m_S(\cdot)$ denote the simplified BBA. The desired number of remaining focal elements is k . Let M denote the set including $k-1$ focal elements with the highest mass assignment values in $m(\cdot)$, and M^- be the set including all the other focal elements of $m(\cdot)$. D1 method aims to keep all the members of M and to assign the mass values of those focal elements in set M^- among the focal elements in M . The set re-assignment is implemented as follows.

For $A \in M^-$, find all the supersets of A in M to form the set M_A . If $M_A \neq \emptyset$, $m(A)$ will be uniformly re-assigned among those focal elements with smallest size in M_A . When $M_A = \emptyset$, then construct the set M'_A :

$$M'_A = \{B \in M \mid |B| \geq |A|, B \cap A \neq \emptyset\} \quad (5)$$

If $M'_A \neq \emptyset$, $m(A)$ is assigned among the focal elements with smallest size in M'_A . The value assigned to a focal element B depends on $|B \cap A|$. The above procedure will be executed iteratively until all $m(A)$, $A \in M^-$ have been re-assigned to those focal elements in the set M . If $M'_A = \emptyset$. There might be two cases: if $\emptyset \in M$, the summation of mass assignment values of the focal elements in M^- will be added to $m(\emptyset)$; if $\emptyset \notin M$, one should set \emptyset as a focal element of $m_S(\cdot)$ and assign the sum of mass assignment values of the focal elements in the set M^- to the simplified BBA $m_S(\emptyset)$.

More details on D1 method with examples can be found in Ref. ¹⁴.

(D) Joint use of cardinality and mass assignment with rank-level fusion

In our previous work,¹⁸ we jointly use the cardinality and the mass values of focal element to design a rank-level fusion based BBA approximation approach, which is briefly recalled below.

Step 1. Sort all the focal elements of an original BBA (with L focal elements) in an ascending order according to the mass assignment values (an underlying assumption: the focal element with small mass should be deleted first). The rank vector can be obtained as

$$r_m = [r_m(1), r_m(2), \dots, r_m(L)] \quad (6)$$

Here $r_m(i)$ is the rank position of the i th focal element ($i = 1, 2, \dots, L$) in the original BBA based on mass values.

Step 2. Sort all focal elements of the original BBA in a descending order according to the cardinalities (an underlying assumption: the focal element with big cardinality should be deleted first). The rank vector can be obtained as

$$r_c = [r_c(1), r_c(2), \dots, r_c(L)] \quad (7)$$

Here $r_c(i)$ denotes the rank position of the i th focal elements in the original BBA based on the focal element size.

Step 3. By using the rank-level fusion (weighted average), one can obtain a fused rank vector as

$$\mathbf{r}_f = [r_f(1), r_f(2), \dots, r_f(L)] \quad (8)$$

where $r_f(i) = \alpha r_m(i) + (1 - \alpha)r_c(i)$ and $\alpha \in [0, 1]$ denotes the preference of two different criteria. Such a fused rank can be considered as a relatively comprehensive criterion reflecting both the information of mass values and cardinality.

Step 4. Sort \mathbf{r}_f in an ascending order and find out the focal element with the smallest r_f value, i.e., $r_f(j) = \min r_f(i)$. Then remove the j th focal element in the original BBA.

Step 5. Repeat Steps 1–4 until k focal elements are left. Re-normalize the remaining k focal elements, and output the approximated BBA in the final.

Step 6. Correlation coefficient based BBA approximation (CR-based approximation)

The correlation coefficient is defined as

$$\text{CR}_{\text{BBA}}(m_1, m_2) = \frac{c(m_1, m_2)}{\sqrt{c(m_1, m_1)c(m_2, m_2)}} \quad (9)$$

where

$$c(m_1, m_2) = \sum_{i=1}^{2^n-1} \sum_{j=1}^{2^n-1} m_1(A_i)m_2(A_j) \frac{|A_i \cap A_j|}{|A_i \cup A_j|} \quad (10)$$

is used for BBA approximation. Suppose that original BBA has L focal elements, and the quantity of desired remaining focal elements is k .

- i) Remove one focal element A_i and re-assigned its mass value $m(A_i)$ to the related remaining focal elements according to the redistribution strategy based on singleton relation proposed in Ref. ²⁰ to generate an approximated BBA m'_i . For each A_j ($j = 1, 2, \dots, L$) and corresponding m'_j , calculate $c(m, m'_j)$ using Eq. (10).
- ii) Sort the A_j ($j = 1, 2, \dots, L$) according to $c(m, m'_j)$ in an ascending order. Remove $L - k$ focal elements with top $L - k$ values of correlation coefficient c .
- iii) Reassign the mass values of removed focal elements to the remaining focal elements according to the redistribution strategy based on singleton relation proposed in Ref. ²⁰. Then, one obtain the approximated BBA.

Besides the above BBA approximations with a preset quantity of remaining focal elements, Denœux's BBA approximations by the outer and inner approximations¹⁵ using distance between focal elements also preset such a quantity in the approximations. See Ref. ¹⁵ for details.

Note that the Monte-Carlo based BBA approximation can also be classified into the approximation approaches using the strategy of removing focal elements. See Ref. ¹⁶ for details.

In this paper, we focus on the BBA approximations through presetting the quantity of remaining focal elements. As aforementioned, existing BBA approximations of this type proposed to remove some focal elements that have smaller mass assignment values, larger cardinalities, or both. Although they have some rational justifications, it is quite dangerous (or risky) to remove those focal elements with small mass values or larger sizes. It may also be unconvincing to remove those focal

elements with large cardinality justified only by their bringing possible high computational cost to the combination. Therefore, one should be prudent when using a technique of BBA approximation. It is more convincing to remove those "unimportant" focal elements. The very redundant focal elements can reasonably be considered as "unimportant" (carry duplicate information) and the relatively non-redundant focal elements can reasonably be deemed as important; therefore, we propose to define the degree of non-redundancy for a focal element at first. From this degree of non-redundancy, we can then develop new BBA approximation methods by removing focal elements according to the degree of non-redundancy, and intuitively, the loss of information in terms of distance of evidence might be smaller.

3. BBA approximations based on non-redundancy of focal elements

In this section, we define the degree of non-redundancy for focal elements based on the distance of focal elements first. Then, we design BBA approximations based on the degree of non-redundancy.

3.1. Non-redundancy of focal elements

Suppose that a BBA $m(\cdot)$ has $l > 2$ focal elements. If a focal element A_i has the largest average distance with other focal elements $A_j \subseteq \Theta$ ($j \neq i$), then A_i shares the least common information with other focal elements in the BBA $m(\cdot)$, i.e., A_i is the most non-redundant one. Therefore, one can define the degree of non-redundancy using the average focal distance between a focal element and the others. Suppose that $d^F(A_i, A_j)$ is the distance between two focal elements A_i and A_j . First, we can compute the distance matrix for all focal elements in BBA $m(\cdot)$ as

$$\text{Mat}_{\text{FE}} = \begin{bmatrix} d^F(A_1, A_1) & d^F(A_1, A_2) & \cdots & d^F(A_1, A_l) \\ d^F(A_2, A_1) & d^F(A_2, A_2) & \cdots & d^F(A_2, A_l) \\ \vdots & \vdots & \ddots & \vdots \\ d^F(A_l, A_1) & d^F(A_l, A_2) & \cdots & d^F(A_l, A_l) \end{bmatrix} \quad (11)$$

Since d^F is a distance, at least there should exist $d^F(A_i, A_i) = 0$ and $d^F(A_i, A_j) = d^F(A_j, A_i)$ where $i = 1, 2, \dots, l$. That is, the matrix Mat_{FE} is symmetric. Therefore, it is not necessary to compute all elements in Mat_{FE} .

For focal element A_i , we can then define its degree of non-redundancy as

$$\text{nRd}(A_i) \triangleq \frac{1}{l-1} \sum_{j=1}^{l-1} d^F(A_i, A_j) \quad (12)$$

When $\text{nRd}(A_i)$ is larger, A_i has a larger non-redundancy (less redundancy); when $\text{nRd}(A_i)$ takes a smaller value, A_i has a less non-redundancy (larger redundancy). Then, the problem is how to describe the distance between focal elements. To be more strictly, the "distance" used here should be "dissimilarity", since the distance metric should satisfy all the four requirements including non-degeneracy, symmetry, non-negativity, and the triangular inequality. When there is no confusion raised, we still use the distance in the sequel.

3.2. Distance between focal elements

In general, the distance between two focal elements should use the two aspects of information in focal elements including the mass assignment and focal element (set) as

$$d^F(A_i, A_j) \triangleq f(m(A_i), A_i, m(A_j), A_j) \quad (13)$$

The available distances between focal elements are introduced below.

(1) Erkmen's distance.

Erkmen and Stephanou³³ proposed a distance (denoted by d_E^F here) between focal elements as

$$d_E^F(A_i, A_j) = \frac{1}{|A_i \cap A_j|/|A_i \cup A_j|} [m(A_i) - m(A_j)] \log_2 \frac{m(A_i)}{m(A_j)} \quad (14)$$

This definition is far from robustness and can bring counter-intuitive results as shown in the following cases.

Case I. If $A_i \cap A_j = \emptyset$, i.e., $|A_i \cap A_j| = 0$, then $d_E^F(A_i, A_j)$ cannot be calculated (due to a division by zero). One can also say that it tends to infinity; however, this is not reasonable since in this case the value of distance is dominated by the relationship between focal elements (sets).

Case II. If $m(A_i) = m(A_j)$, then $d_E^F(A_i, A_j) = 0$. This is also counter-intuitive, because the distance value is totally dominated by mass assignments. That is to say, two different focal elements with the same mass value is deemed as identical. Therefore, Erkmen's definition is not appropriate for designing the focal element redundancy.

(2) Denœux's union distance.

Denœux¹⁵ proposed a union-operation based distance as

$$\delta_U(A_i, A_j) = [m(A_i) + m(A_j)]|A_i \cup A_j| - m(A_i)|A_i| - m(A_j)|A_j| \quad (15)$$

(3) Denœux's intersection distance.

Denœux¹⁵ also proposed an intersection-operation based distance as

$$\delta_\cap(A_i, A_j) = m(A_i)|A_i| + m(A_j)|A_j| - [m(A_i) + m(A_j)]|A_i \cap A_j| \quad (16)$$

Actually, both δ_U and δ_\cap can be considered as a weighted sum of the Hamming distance.¹⁵ It is not difficult to verify that both δ_U and δ_\cap have no counter-intuitive results for aforementioned Cases I and II. Therefore, we choose δ_U and δ_\cap to define the degrees of non-redundancy for the focal element. Here we give further analyses on the two distance definitions δ_U and δ_\cap .

3.3. Analyses on δ_U and δ_\cap

Suppose that $m(\cdot)$ is a BBA defined on the FOD Θ where $|\Theta| = n$. To simplify the analysis, we assume that $m(\cdot)$ only has two focal elements A_1 and A_2 with mass assignments $m(A_1) = a$ and $m(A_2) = 1 - a$. The behaviors of δ_U and δ_\cap are analyzed under different situations.

3.3.1. Focal elements' relation: $A_1 \subset A_2$

In such a case, for δ_\cap , one gets

$$\begin{aligned} \delta_\cap(A_1, A_2) &= m(A_1)|A_1| + m(A_2)|A_2| - [m(A_1) + m(A_2)]|A_1 \cap A_2| \\ &= m(A_1)|A_1| + m(A_2)|A_2| - [m(A_1) + m(A_2)]|A_1| \\ &= (1 - m(A_1))(|A_2| - |A_1|) \end{aligned} \quad (17)$$

As shown in Eq. (17), if $m(A_1)$ is fixed, δ_\cap becomes larger with the enlargement of the difference between focal elements' cardinalities $|A_2| - |A_1|$. This makes sense. If the difference of cardinalities i.e., $|A_2| - |A_1|$ is fixed, δ_\cap becomes smaller with the increase of mass assignment of A_1 (which is contained by A_2).

For δ_U , one gets

$$\begin{aligned} \delta_U(A_1, A_2) &= [m(A_1) + m(A_2)]|A_1 \cup A_2| - m(A_1)|A_1| - m(A_2)|A_2| \\ &= [m(A_1) + m(A_2)]|A_2| - m(A_1)|A_1| - m(A_2)|A_2| \\ &= m(A_1)(|A_2| - |A_1|) \end{aligned} \quad (18)$$

As shown in Eq. (18), if $m(A_1)$ is fixed, δ_U becomes larger with the enlargement of the difference between focal elements' cardinalities $|A_2| - |A_1|$. This makes sense. If the difference of cardinalities i.e., $|A_2| - |A_1|$ is fixed, δ_U becomes larger with the increase of mass assignment of A_1 (contained by A_2). That is, when $A_1 \subset A_2$ and $|A_2| - |A_1|$ are fixed, δ_U is positively correlated to the mass of focal element with smaller cardinality (A_1), while δ_\cap is positively correlated to the mass of focal element with larger cardinality (A_2).

The analyses above can be supported by Example 1 below.

Example 1. (Focal elements are nested) Suppose that the FOD is $\Theta = \{\theta_1, \theta_2, \dots, \theta_5\}$. Four BBAs are defined on Θ and each has two focal elements as listed in Table 1.

For each BBA, the mass value of A_1 changes from 0.01 to 0.95 with an increase of 0.01 at each step. The values of δ_\cap and δ_U are shown in Fig. 1. As shown in Fig. 1, δ_U is positively correlated to the mass of focal element with smaller cardinality (A_1) while δ_\cap is positively correlated to the mass of focal element with larger cardinality (A_2). Given a fixed $m(A_1)$, with the increase of A_1 , i.e., the decrease of $|A_2| - |A_1|$, both δ_\cap and δ_U become smaller.

3.3.2. Focal elements' relation: $A_1 \cap A_2 = \emptyset$

When $A_1 \cap A_2 \neq \emptyset$, for δ_\cap , one gets

$$\begin{aligned} \delta_\cap(A_1, A_2) &= m(A_1)|A_1| + m(A_2)|A_2| - [m(A_1) + m(A_2)]|A_1 \cap A_2| \\ &= m(A_1)|A_1| + m(A_2)|A_2| \\ &= m(A_1)(|A_1| - |A_2|) + |A_2| \end{aligned} \quad (19)$$

Table 1 Four BBAs in Example 1.

BBA	A_1	A_2
m_1	$\{\theta_1\}$	Θ
m_2	$\{\theta_1, \theta_2\}$	Θ
m_3	$\{\theta_1, \theta_2, \theta_3\}$	Θ
m_4	$\{\theta_1, \theta_2, \theta_3, \theta_4\}$	Θ

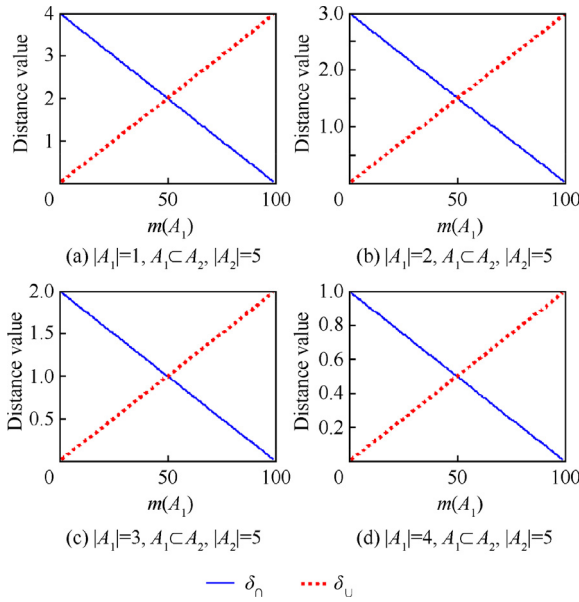


Fig. 1 Two distances in Example 1.

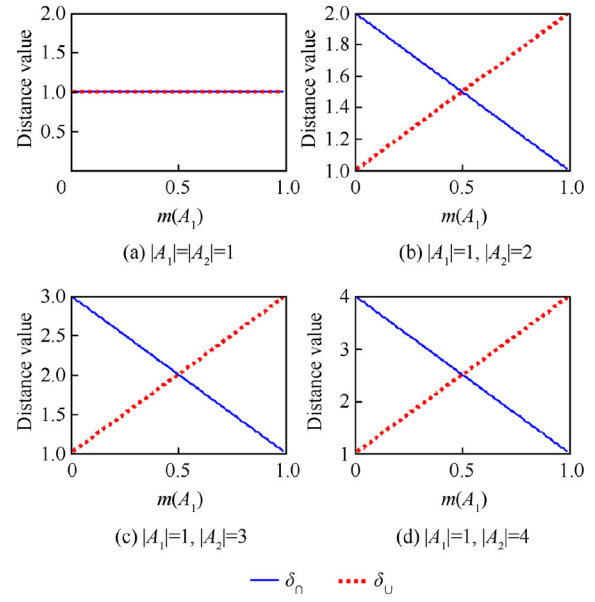


Fig. 2 Two distances in Example 2.

For δ_U , one gets

$$\begin{aligned}
 \delta_U(A_1, A_2) &= [m(A_1) + m(A_2)]|A_1 \cup A_2| - m(A_1)|A_1| - m(A_2)|A_2| \\
 &= [m(A_1) + m(A_2)](|A_1| + |A_2|) - m(A_1)|A_1| - m(A_2)|A_2| \\
 &= m(A_1)|A_2| - m(A_2)|A_1| \\
 &= m(A_1)(|A_2| - |A_1|) + |A_1|
 \end{aligned}
 \tag{20}$$

It can be seen that when $A_1 \cap A_2 = \emptyset$, if $|A_1|$ is closer to $|A_2|$, both δ_n and δ_U are smaller (It means that $\{\theta_1\}$ is farther from $\{\theta_2, \theta_3\}$ than from $\{\theta_2\}$, which makes some sense). This can be shown in Example 2 below.

Example 2. (focal elements have no intersect) Suppose that the FOD is $\Theta = \{\theta_1, \theta_2, \dots, \theta_5\}$. Three BBAs are defined on Θ , and each has two focal elements as listed in Table 2.

In each BBA, the two focal elements have an empty intersection. For each BBA, the mass assignment of A_1 changes from 0.01 to 0.95 with an increase of 0.01 at each step. The values of δ_n and δ_U are shown in Fig. 2.

As shown in Fig. 2, when $|A_1| = |A_2|$ and $|A_1|$ is fixed, both δ_n and δ_U remain unchanged. Given a fixed $m(A_1)$, when the difference $|A_2| - |A_1|$ becomes larger, both δ_n and δ_U become larger. When the $|A_2| - |A_1|$ is fixed, δ_U is positively correlated to the mass of focal element with smaller cardinality (A_1), while δ_n is positively correlated to the mass of the focal element with larger cardinality (A_2), i.e., negatively correlated to the mass of the focal element with smaller cardinality.

Table 2 Four BBAs in Example 2.

BBA	A_1	A_2
m_1	$\{\theta_1\}$	$\{\theta_2\}$
m_2	$\{\theta_1\}$	$\{\theta_2, \theta_3\}$
m_3	$\{\theta_1\}$	$\{\theta_2, \theta_3, \theta_4\}$
m_4	$\{\theta_1\}$	$\{\theta_2, \theta_3, \theta_4, \theta_5\}$

3.3.3. Focal elements' relation: $A_1 \cap A_2 \neq \emptyset$

Here $A_1 \cap A_2 \neq \emptyset$. Furthermore, A_1 cannot be contained by A_2 , and A_2 cannot be contained by A_1 . We provide an example to show δ_n and δ_U 's behaviors in this situation.

Example 3. (focal elements intersect) Suppose that the FOD is $\Theta = \{\theta_1, \theta_2, \dots, \theta_6\}$. Four BBAs are defined on Θ and each has two focal elements as listed in Table 3.

For each BBA, the mass assignment of A_1 changes from 0.01 to 0.95 with an increase of 0.01 at each step. The values of δ_n and δ_U are shown in Fig. 3.

As we see in Fig. 3, when $|A_1| = |A_2|$, δ_n and $\delta_U = 1$, and they remain unchanged. This is because when $|A_1| = |A_2| = 2$, one has $\delta_U(A_1, A_2) = |A_1 \cup A_2| - |A_2|$ and $\delta_n(A_1, A_2) = |A_2| - |A_1 \cap A_2|$. So, δ_n and $\delta_U = 1$.

Given a fixed $m(A_1)$, when the difference $|A_2| - |A_1|$ becomes larger, both δ_n and δ_U become larger as shown in Fig. 3. This makes sense, because the uncommon part of A_1 and A_2 becomes large. When the difference $|A_2| - |A_1|$ is fixed, δ_U is positively correlated to the mass of focal element with A_1 having a smaller cardinality, while δ_n is positively correlated to the mass of the focal element A_2 having a larger cardinality, i.e., negatively correlated to the mass of the focal element with smaller cardinality.

3.4. Implementation of BBA approximation using degree of redundancy for focal elements

Based on the degree of non-redundancy in Eq. (12), new BBA approximation methods are proposed in this paper, where the

Table 3 Four BBAs in Example 3.

BBA	A_1	A_2
m_1	$\{\theta_1, \theta_2\}$	$\{\theta_2, \theta_3\}$
m_2	$\{\theta_1, \theta_2\}$	$\{\theta_2, \theta_3, \theta_4\}$
m_3	$\{\theta_1, \theta_2\}$	$\{\theta_2, \theta_3, \theta_4, \theta_5\}$
m_4	$\{\theta_1, \theta_2\}$	$\{\theta_2, \theta_3, \theta_4, \theta_5, \theta_6\}$

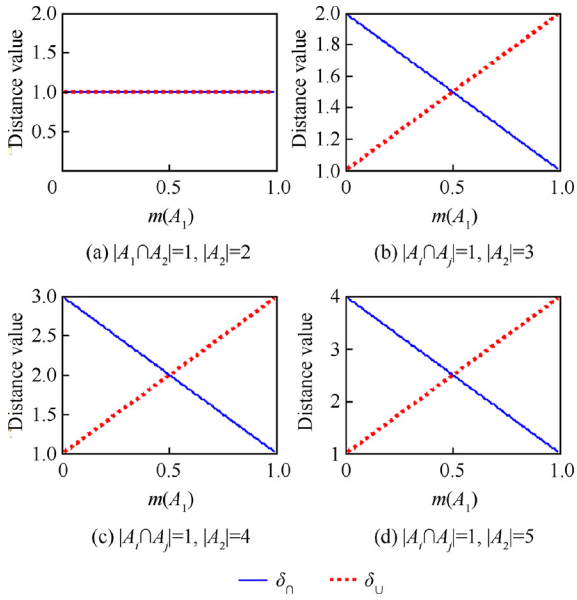


Fig. 3 Two distances in Example 3.

more non-redundant focal elements are kept and the more redundant ones will be removed earlier.

3.4.1. Batch-mode approximation method

Given an original BBA $m(\cdot)$ with l focal elements, in the approximation, we want to keep $k < l$ focal elements. The batch-mode means that the focal elements quantity is reduced from l to k in one run as follows.

Step 1. Compute the matrix \mathbf{Mat}_{FE} first, and then for each A_i ($i = 1, 2, \dots, l$), compute its non-redundancy value $nRd(A_i)$.

Step 2. Sort all $nRd(A_i)$ ($i = 1, 2, \dots, l$) in a descending order.

Step 3. Remove the focal elements with ranking positions of bottom $l - k$.

Step 4. Normalize the mass assignments of the kept k focal elements and obtain the approximated BBA $m_S^{BRd}(\cdot)$.

3.4.2. Iterative-mode approximation method

Here, we propose to remove iteratively the most redundant focal element (with the least nRd value) in each step until k focal elements are kept. This method consists of the following steps:

Step 1. Compute the matrix \mathbf{Mat}_{FE} and the nRd values for each focal element A_i ($i = 1, 2, \dots, l$).

Step 2. Sort all $nRd(A_i)$ ($i = 1, 2, \dots, l$) in a descending order.

Step 3. Remove the bottom focal element A_r .

Step 4. If the quantity of the kept focal elements is larger than k , re-compute $nRd(A_i)$ of the kept focal elements where $i \neq r$ and go back to Step 3. Otherwise, switch to Step 5.

Step 5. Normalize the mass assignments of the kept k focal elements and obtain the approximated BBA $m_S^{IRd}(\cdot)$.

In the iterative-mode, the matrix and degrees of non-redundancy are re-computed in each step after removing a focal element in the precedent step. That is to say, only the non-redundancy values of the current remaining focal elements are involved in each step.

3.5. Illustrative examples

Illustrative examples for presenting the procedure of our proposed non-redundancy degree based BBA approximation approaches are provided here. The specific calculation steps of other major BBA approximation approaches with pre-setting the number of focal elements are also provided here for comparisons.

Example 4 Let us consider a BBA $m(\cdot)$ defined on $\Theta = \{\theta_1, \theta_2, \dots, \theta_5\}$ as listed in Table 4.

(1) Using k - l - x ¹²

Parameters k and l are both set to 3, and $x = 0.1$. Focal elements $A_4 = \{\theta_3, \theta_4\}$ and $A_5 = \{\theta_4, \theta_5\}$ are removed. The kept total mass value is $1 - 0.05 - 0.05 = 0.9$; therefore, the constraint of x is not violated. All the remaining focal elements' mass assignments are divided by 0.9 for the normalization. The approximated BBA $m_S^{k,l,x}(\cdot)$ obtained using k - l - x is shown in Table 5. Here A_i ($i = 1, 2, 3$) are focal elements in $m_S^{k,l,x}(\cdot)$.

(2) Using summarization¹³

Parameter $k = 3$. By using the summarization method, one remove focal elements $A_3 = \{\theta_3\}$, $A_4 = \{\theta_3, \theta_4\}$ and $A_5 = \{\theta_4, \theta_5\}$. Their union $\{\theta_3, \theta_4, \theta_5\}$ is set as a new focal element whose mass assignment is 0.2, since $m(\{\theta_3\}) + m(\{\theta_3, \theta_4\}) + m(\{\theta_4, \theta_5\}) = 0.2$. The approximated BBA $m_S^{\text{sum}}(\cdot)$ is as shown in Table 6.

(3) Using D1¹⁴

k is still set to 3 here. When we use D1 method, focal elements A_1 and A_2 belong to M and A_3, A_4, A_5 belong to M^- . The focal element $A_1 = \{\theta_1, \theta_2\}$ has no intersection with those focal elements in M^- ; therefore, its value remains unchanged. In M , A_2 is the unique superset of A_3 and A_4 , so, $m(A_3) + m(A_4) = 0.10 + 0.05 = 0.15$ is added to A_2 's original mass assignment. A_2 covers half of A_5 , so $m(A_5)/2 = 0.025$ is further added to the mass of A_2 . Finally, the rest mass is assigned to Θ . The approximated BBA $m_S^{D1}(\cdot)$ is as shown in Table 7.

(4) Using Denœux' inner and outer approximations¹⁵

Since this method uses the focal element distance definition in Eq. (14), here we also use it for comparison. When using the inner approximation,¹⁵ the focal elements pair with the smallest distance is removed, and their intersection is considered as a supplemented focal element. Its mass value is the summation of two removed focal elements' mass assignments. Such a procedure is repeated until the preset focal elements quantity is reached. The approximated BBA $m_S^{\text{Inner}}(\cdot)$ is shown in Table 8.

As one sees in Table 8, the empty set is generated as a focal element, which is not allowed in the classical DST under the closed-world assumption.

Table 4 Focal elements and mass assignments.

Focal element	Mass value
$A_1 = \{\theta_1, \theta_2\}$	0.50
$A_2 = \{\theta_1, \theta_3, \theta_4\}$	0.30
$A_3 = \{\theta_3\}$	0.10
$A_4 = \{\theta_3, \theta_4\}$	0.05
$A_5 = \{\theta_4, \theta_5\}$	0.05

Table 5 $m_S^{klx}(\cdot)$ using k - l - x for Example 4.

Focal element	Mass value
$A_1 = \{\theta_1, \theta_2\}$	0.5556
$A_2 = \{\theta_1, \theta_3, \theta_4\}$	0.3333
$A_3 = \{\theta_3\}$	0.1111

Table 9 $m_S^{\text{Outer}}(\cdot)$ using outer approximation for Example 4.

Focal element	Mass value
$A_1 = \{\theta_1, \theta_2\}$	0.50
$A_2 = \{\theta_1, \theta_3, \theta_4\}$	0.45
$A_3 = \{\theta_4, \theta_5\}$	0.05

Table 6 $m_S^{\text{Sum}}(\cdot)$ using summarization for Example 4.

Focal element	Mass value
$A_1 = \{\theta_1, \theta_2\}$	0.50
$A_2 = \{\theta_1, \theta_3, \theta_4\}$	0.30
$A_3 = \{\theta_3, \theta_4, \theta_5\}$	0.20

Table 10 $m_S^{\text{Rank}}(\cdot)$ using rank-level fusion based approximation for Example 4.

Focal element	Mass value
$A_1 = \{\theta_1, \theta_2\}$	0.7692
$A_2 = \{\theta_3\}$	0.1538
$A_3 = \{\theta_1, \theta_3, \theta_4\}$	0.0769

Table 7 $m_S^{\text{D1}}(\cdot)$ using D1 for Example 4.

Focal element	Mass value
$A_1 = \{\theta_1, \theta_2\}$	0.500
$A_2 = \{\theta_1, \theta_3, \theta_4\}$	0.475
$A_3 = \emptyset$	0.025

Table 8 $m_S^{\text{Inner}}(\cdot)$ using Inner approximation for Example 4.

Focal element	Mass value
$A_1 = \{\theta_1, \theta_2\}$	0.5
$A_2 = \{\theta_1, \theta_3, \theta_4\}$	0.3
$A_3 = \emptyset$	0.2

The outer approximation is similar to the inner approximation except that the distance used is δ_{\cup} . The approximated BBA $m_S^{\text{Outer}}(\cdot)$ is shown in Table 9.

(5) Using rank-level fusion based method¹⁸

The rank of focal elements in $m(\cdot)$ according to the mass assignments is [1,2,3,4,4] (in a descending order). Here [1,2,3,4,4] means that A_1 takes the 1st place; A_2 take the 2nd place; A_3 takes the 3rd place; and A_4 and A_5 both take the 4th place due to their equal mass values.

The rank of focal elements according to their cardinalities in ascending order is [2,3,1,2,2]. Here we set $\alpha = 0.5$, and the approximated BBA $m_S^{\text{Rank}}(\cdot)$ is shown in Table 10.

(6) Using CR-based approximation

Using the CR-based approximation, the correlation coefficient values are

$$c(m, m'_1) = 0.7096, c(m, m'_2) = 0.9462, c(m, m'_3) = 0.9912, \\ c(m, m'_4) = 0.9462, c(m, m'_5) = 0.9975$$

Then, remove A_3 and A_5 , since they have the top two correlation coefficient values. After the redistribution, the approximated BBA $m_S^{\text{CR}}(\cdot)$ is shown in Table 11.

(7) Using the non-redundancy based batch-mode approximation

We want to keep three focal elements, i.e., $k = 3$. Calculate the distance matrix Mat_{FE} as

$$\text{Mat}_{\text{FE}} = \begin{matrix} & \begin{matrix} A_1 & A_2 & A_3 & A_4 & A_5 \end{matrix} \\ \begin{matrix} A_1 \\ A_2 \\ A_3 \\ A_4 \\ A_5 \end{matrix} & \begin{bmatrix} 0 & 1.10 & 1.10 & 1.10 & 1.10 \\ 1.10 & 0 & 0.60 & 0.30 & 0.65 \\ 1.10 & 0.60 & 0 & 0.05 & 0.20 \\ 1.10 & 0.30 & 0.05 & 0 & 0.10 \\ 1.10 & 0.65 & 0.20 & 0.10 & 0 \end{bmatrix} \end{matrix}$$

Using this matrix, the degree of non-redundancy for each focal elements in $m(\cdot)$ are obtained as listed in Table 12.

Since A_3 and A_4 have the two smallest nRd values, they are two focal elements with the lowest non-redundancy (the highest redundancy). So, they'd better be removed first and their mass assignments are redistributed with the classical normalization step. The approximated BBA $m_S^{\text{BRd}}(\cdot)$ is listed in Table 13.

(8) Using the redundancy-based iterative approximation

Here $k = 3$, and then two focal elements should be removed. In the iterative mode, we only remove one focal element in each step. Therefore, two steps are required in this example.

In Step 1, we obtain the same degrees of non-redundancy as listed in Table 11. Then, A_4 is removed.

In Step 2, nRd for A_i ($i = 1, 2, \dots, 5; i \neq 4$) is recalculated according to

$$\text{nRd}(A_i) = \sum_{j=1, j \neq 4, j \neq i}^5 d^{\text{F}}(A_i, A_j)$$

The results are

$$\text{nRd}(A_1) = 1.1000, \text{nRd}(A_2) = 0.7833 \\ \text{nRd}(A_3) = 0.6333, \text{nRd}(A_5) = 0.6500$$

Then, A_3 is removed due to its smallest nRd value (i.e., the biggest redundancy among those remaining focal elements). As we see, in this example, the BBA $m_S^{\text{IRd}}(\cdot)$ obtained is the same

Table 11 $m_S^{CR}(\cdot)$ using rank-level fusion based approximation for Example 4.

Focal element	Mass value
$A_1 = \{\theta_1, \theta_2\}$	0.5083
$A_2 = \{\theta_3\}$	0.1208
$A_3 = \{\theta_1, \theta_3, \theta_4\}$	0.3709

Table 12 Non-redundancy for different focal elements.

Focal element	Mass value	nRd(A_i)
$A_1 = \{\theta_1, \theta_2\}$	0.50	1.1000
$A_2 = \{\theta_1, \theta_3, \theta_4\}$	0.30	0.6625
$A_3 = \{\theta_3\}$	0.10	0.4875
$A_4 = \{\theta_3, \theta_4\}$	0.05	0.3875
$A_5 = \{\theta_4, \theta_5\}$	0.05	0.5125

Table 13 $m_S^{BRd}(\cdot)$ using batch approximation based on redundancy for Example 4.

Focal element	Mass value
$A_1 = \{\theta_1, \theta_2\}$	0.5882
$A_2 = \{\theta_1, \theta_3, \theta_4\}$	0.3530
$A_3 = \{\theta_4, \theta_5\}$	0.0588

as $m_S^{BRd}(\cdot)$ listed in Table 12. Note that the batch-mode and the iterative approximations do not always obtain the same results as illustrated in Example 5.

Example 5 Assume that the FOD is $\Theta = \{\theta_1, \theta_2, \theta_3\}$. An original BBA is listed in Table 14, and the quantity of remaining focal elements is set to $k = 3$.

Using δ_{\cap} , we can obtain the distance matrix:

$$\text{Mat}_{FE} = \begin{matrix} & \begin{matrix} A_1 & A_2 & A_3 & A_4 & A_5 \end{matrix} \\ \begin{matrix} A_1 \\ A_2 \\ A_3 \\ A_4 \\ A_5 \end{matrix} & \begin{bmatrix} 0 & 0.4257 & 0.1780 & 0.5319 & 0.1662 \\ 0.4257 & 0 & 0.2477 & 0.2477 & 0.1662 \\ 0.1780 & 0.2477 & 0 & 0.4081 & 0.3324 \\ 0.5319 & 0.2477 & 0.4081 & 0 & 0.3324 \\ 0.1662 & 0.1662 & 0.3324 & 0.3324 & 0 \end{bmatrix} \end{matrix}$$

All focal elements' degrees of non-redundancy are

$$\begin{aligned} \text{nRd}(A_1) &= 0.3255, \text{nRd}(A_2) = 0.2718 \\ \text{nRd}(A_3) &= 0.2915, \text{nRd}(A_4) = 0.3800, \text{nRd}(A_5) = 0.2493 \end{aligned}$$

Using the batch mode method, focal elements A_2 and A_5 are removed. The approximated BBA is shown in Table 15.

By using the iterative mode method, the degrees of non-redundancy obtained in Step 1 are

$$\begin{aligned} \text{nRd}^I(A_1) &= 0.3255, \text{nRd}^I(A_2) = 0.2718 \\ \text{nRd}^I(A_3) &= 0.2915, \text{nRd}^I(A_4) = 0.3800, \text{nRd}^I(A_5) = 0.2493 \end{aligned}$$

Then, we first remove the focal element A_5 since $\text{nRd}(A_5)$ is the least one. Then recalculate nRd values for remaining focal elements A_1, A_2, A_3 and A_4 :

$$\begin{aligned} \text{nRd}^{II}(A_1) &= 0.3785, \text{nRd}^{II}(A_2) = 0.3070 \\ \text{nRd}^{II}(A_3) &= 0.2779, \text{nRd}^{II}(A_4) = 0.3959 \end{aligned}$$

In Step 2, $\text{nRd}(A_3)$ is the least one, therefore, A_3 is removed. After normalization, we obtain the BBA $m_S^{\text{IRd}}(\cdot)$ with iterative approximation as shown in Table 16.

Using δ_{\cup} , the distance matrix is

$$\text{Mat}_{FE} = \begin{matrix} & \begin{matrix} A_1 & A_2 & A_3 & A_4 & A_5 \end{matrix} \\ \begin{matrix} A_1 \\ A_2 \\ A_3 \\ A_4 \\ A_5 \end{matrix} & \begin{bmatrix} 0 & 0.4257 & 0.2322 & 0.5298 & 0.1780 \\ 0.4257 & 0 & 0.2322 & 0.1759 & 0.2477 \\ 0.2322 & 0.2322 & 0 & 0.4081 & 0.4644 \\ 0.5298 & 0.1759 & 0.4081 & 0 & 0.3518 \\ 0.1780 & 0.2477 & 0.4644 & 0.3518 & 0 \end{bmatrix} \end{matrix}$$

The degrees of non-redundancy are

$$\begin{aligned} \text{nRd}^I(A_1) &= 0.3414, \text{nRd}^I(A_2) = 0.2705 \\ \text{nRd}^I(A_3) &= 0.3342, \text{nRd}^I(A_4) = 0.3664, \text{nRd}^I(A_5) = 0.3105 \end{aligned}$$

By using the batch mode method, the focal elements A_2 and A_5 are removed. After applying the normalization, we obtain the approximated BBA as shown in Table 17.

Using the iterative mode method, degrees of non-redundancy obtained in Step 1 are

$$\begin{aligned} \text{nRd}^I(A_1) &= 0.3414, \text{nRd}^I(A_2) = 0.2705 \\ \text{nRd}^I(A_3) &= 0.3342, \text{nRd}^I(A_4) = 0.3664, \text{nRd}^I(A_5) = 0.3105 \end{aligned}$$

Table 14 Focal elements and mass values.

Focal element	Mass value
$A_1 = \{\theta_1, \theta_2\}$	0.1780
$A_2 = \{\theta_2, \theta_3\}$	0.2477
$A_3 = \{\theta_2\}$	0.2322
$A_4 = \{\theta_3\}$	0.1759
$A_5 = \Theta$	0.1662

Table 15 $m_S^{BRd}(\cdot)$ using batch approximation based on redundancy with δ_{\cap} .

Focal element	Mass value
$A_1 = \{\theta_1, \theta_2\}$	0.5882
$A_2 = \{\theta_2\}$	0.3530
$A_3 = \{\theta_3\}$	0.0588

Table 16 $m_S^{\text{IRd}}(\cdot)$ using batch approximation based on redundancy with δ_{\cap} .

Focal element	Mass value
$A_1 = \{\theta_1, \theta_2\}$	0.2959
$A_2 = \{\theta_2, \theta_3\}$	0.4117
$A_3 = \{\theta_3\}$	0.2924

Table 17 $m_S^{\text{BRd}}(\cdot)$ using batch approximation based on redundancy with δ_U .

Focal element	Mass value
$A_1 = \{\theta_1, \theta_2\}$	0.3037
$A_2 = \{\theta_2\}$	0.3962
$A_3 = \{\theta_3\}$	0.3001

Table 18 $m_S^{\text{IRd}}(\cdot)$ using iterative approximation based on redundancy with δ_U .

Focal element	Mass value
$A_1 = \{\theta_1, \theta_2\}$	0.3037
$A_2 = \{\theta_2\}$	0.3962
$A_3 = \{\theta_3\}$	0.3001

The focal element A_2 is removed first, since it has the smallest nRd value. Then recalculate all nRd values for remaining focal elements A_1, A_3, A_4 and A_5 :

$$\begin{aligned} \text{nRd}^{\text{II}}(A_1) &= 0.3133, \text{nRd}^{\text{II}}(A_2) = 0.3682 \\ \text{nRd}^{\text{II}}(A_3) &= 0.4299, \text{nRd}^{\text{II}}(A_4) = 0.3314 \end{aligned}$$

In Step 2, the focal element A_1 is removed, since $\text{nRd}(A_1)$ is the smallest one. After normalization, we can obtain the BBA $m_S^{\text{IRd}}(\cdot)$ as shown in Table 18.

As we can see in Example 5, the results of the batch mode and iterative mode approximations are different. In the next section, we provide experiments and simulations to evaluate our proposed BBA approximation approaches and those available ones.

4. Simulations for evaluation

We use the computational cost caused by the evidence combination and the closeness between the approximated BBA and the original one in average to evaluate the performance of approximations. An approximation with less computational cost and larger closeness is desirable. To describe the closeness between BBAs, we use a strict distance of evidence, which is Jousselme's distance (d_j).³⁴ One can also use other types of strict distance in evidence theory e.g., belief interval based distance of evidence³⁵

Suppose that m_1, m_2 are two BBAs defined on $\Theta(|\Theta| = n)$. If m_1 and m_2 are considered as two vectors denoted by \mathbf{m}_1 and \mathbf{m}_2 , respectively, Jousselme's distance of evidence is defined as

$$d_j(m_1, m_2) \triangleq \sqrt{0.5(\mathbf{m}_1 - \mathbf{m}_2)^T \text{Jac}(\mathbf{m}_1 - \mathbf{m}_2)} \quad (21)$$

where **Jac** is the so-called Jaccard's weighting matrix whose elements $J_{ij} = \text{Jac}(A_i, B_j)$ are defined by

$$\text{Jac}(A_i, B_j) = \frac{|A_i \cap B_j|}{|A_i \cup B_j|} \quad (22)$$

It is a most widely used distance of evidence, and it has been proven to be a strict distance metric.³⁶

Our simulation is based on a Monte Carlo simulation using $M = 200$ random runs. In j th simulation run, the original BBA to approximate $m^i(\cdot)$ is randomly generated and the different approximation results $\{m_{S_i}^i(\cdot)\}$ are obtained using the different approximations, where i denotes the i -th approximation approach. Here we use \oplus to denote the evidence combination. We calculate the computational time of the original evidence combination of $m^i(\cdot) \oplus m^i(\cdot)$ with Dempster's rule, and the computation time of Dempster's combination of each approximated BBA $m_{S_i}^i(\cdot) \oplus m_{S_i}^i(\cdot)$. Here we compare our proposed approaches with k - l - x method (S_1), D1 method (S_2), Summarization method (S_3), Denoux's outer approximation (S_4), the rank-level fusion based approximation (S_5), and our new degree of non-redundancy based approximations including the batch mode with δ_U (S_6), iterative mode with δ_{\cap} (S_7), batch mode with δ_U (S_8), iterative mode with δ_U (S_9), and CR-based approximation (S_{10}) since all these methods can set the quantity of the remaining focal elements, and they never consider the empty set as a valid focal element (contrarily to inner approximation which will bring troubles for making the comparisons because Jousselme's distance cannot be computed if one allows to put positive mass on empty set because $|\emptyset| = 0$).

In our simulations, the cardinality of the FOD Θ is 4. In each random generation, there are $2^4 - 1 = 15$ focal elements in the original BBA. The number of remaining focal elements for all the approaches used here is set to from 14 down to 2. We randomly generate BBA using Algorithm 1³⁷ in Table 19 below.

The average (over 200 runs) combination time and average (over 200 runs) distance values (d_j) between the original BBA and the approximated BBA's obtained using different approaches given different remaining focal elements' numbers are shown in Figs. 4 and 5, respectively. The average (over all runs and all numbers of remaining focal elements) computation time and distance values are shown in Table 20.

Note that the computer for the experiments is with i7-8550CPU, 16 GB LPDDR3 RAM, WINDOWS 10 OS and MATLAB 2013B.

It can be shown from Table 20, Figs. 4 and 5 that for all the approximations compared here including our proposed four types of approximations based on degree of redundancy for focal elements, the computational time are significantly reduced when compared with original computation time. At the same time, our focal element redundancy based approxi-

Table 19 Algorithm 1: Random generation of BBA.

Random generation of BBA
Input: Θ : Frame of discernment; N_{\max} : Maximum number of focal elements
Output: m BBA
Generate $\mathcal{P}(\Theta)$, which is the power set of Θ ;
Generate a random permutation of $\mathcal{P}(\Theta) \rightarrow \mathcal{R}(\Theta)$;
Generate an integer between 1 and $N_{\max} \rightarrow l$.
FOR each First k elements of $\mathcal{R}(\Theta)$ do
Generate a value within $[0, 1] \rightarrow m_i, (i = 1, 2, \dots, l)$;
END
Normalize the vector $m = [m_1, m_2, \dots, m_l] \rightarrow m'$;
$m(A_i) = m'_i$

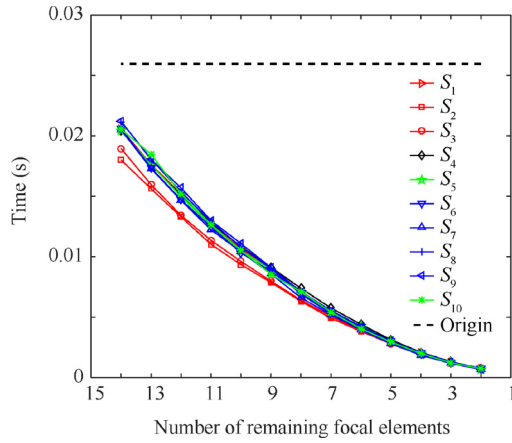


Fig. 4 Comparisons between different approximations in terms of computation time.

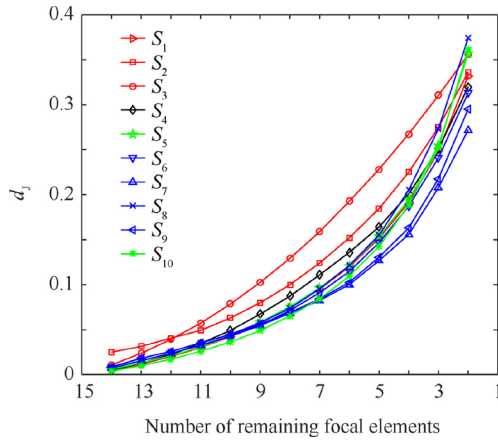


Fig. 5 Comparisons between different approximations in terms of d_j .

Table 20 Comparisons between different BBA approximations in terms of combination time and closeness.

Approach	Time (s)	d_j
Original BBA	0.0260	0
k - l - x (S_1)	0.0085	0.1072
D1(S_2)	0.0074	0.1284
Sum(S_3)	0.0077	0.1512
Outer (S_4)	0.0086	0.1143
Rank-level(S_5)	0.0079	0.1104
Batch δ_{\cap} (S_6)	0.0083	0.1027
Iterative δ_{\cap} (S_7)	0.0082	0.0926
Batch δ_{\cup} (S_8)	0.0085	0.1139
Iterative δ_{\cup} (S_9)	0.0086	0.0973
CR-based (S_{10})	0.0084	0.1031

mations have smaller distance (less loss of information) according to all the distances of evidence used here. In our four new approximations, the iterative mode with δ_{\cap} performs the best.

Here we also provide the comparisons of computational cost of different approximation approaches themselves. To

Table 21 Comparison between different BBA approximations in terms of combination complexity.

Approach	Average computation time (s)	Complexity
k - l - x (S_1)	0.00075	$O(n \lg n)$
D1(S_2)	0.00052	$O(n)$
Sum(S_3)	0.00056	$O(n)$
Outer (S_4)	0.00150	$O(n^2 + n^2 \lg n)$
Rank-level (S_5)	0.00079	$O(n \lg n)$
Batch δ_{\cap} (S_6)	0.00110	$O(n^2 + n^2 \lg n)$
Iterative δ_{\cap} (S_7)	0.00540	$O((n-k)(n^2 + n^2 \lg n))$
Batch δ_{\cup} (S_8)	0.00100	$O(n^2 + n^2 \lg n)$
Iterative δ_{\cup} (S_9)	0.00500	$O((n-k)(n^2 + n^2 \lg n))$
CR-based(S_{10})	1.78150	$O((2n)^{n-k})$

obtain the approximation computation time, in each run for different approximation approaches, the average time of approximation with remaining focal elements numbers from 2 to 14 is calculated. Then, each approximation approach's averaging computation time over 200 runs is listed in Table 21. The computational complexity of each approach listed is also listed in Table 21.

As shown in Fig. 5, the approximated BBA obtained using CR-based method can have smaller distance to the original BBA when the number of remaining focal elements are not so small (from 14 down to 9). However, it is at the price of computational cost. Its computation time is about 10^2 times of other approaches compared.

CR-based method use a way like the traversal when selecting the focal elements to remove. Actually, it is not a real traversal, since it removes the L - k focal elements in a batch, but not one by one. Therefore, when the remaining focal elements number is small, its distance becomes not so small.

Comparatively, according to the experimental results, our proposed approximation approach can achieve smaller distance and at the same time, its time cost is accepted.

Note that with the improvement of the computer's computing capability, the importance of the mass function approximation will be decreased. However, there still exists some resource-restricted environment or platforms, for example, the embedded system for real time tasks, where the computational resource including the CPU and the RAM are not so adequate and the approximation, which can save computational time, is still important.

On the other hand, the BBA approximation could be considered as a preprocessing of "data", which can reduce the computational cost. Even if the computational resource is enough, to further reduce the computational cost is still desirable, especially for those real-time applications.

Note that our current performance evaluation on different approximation approaches is based on the experimental results in terms of the statistical averaging combination computational time, and the distance between the approximated BBA and the original one. This makes sense from the engineering or application viewpoints. To comprehensively evaluate different approximation approaches, theoretical analysis and proof are needed, which is also one of the research focuses in our work in the future.

5. Conclusions

Novel methods for BBA approximations are proposed in this paper, where the most redundant focal elements are removed at first. The degree of non-redundancy is defined based on distance between focal elements. Batch and iterative implementations of the BBA approximations are provided. It is experimentally shown that our new BBA approximations can reduce the computational cost of evidence combination with less loss of information, which is described by the distance of evidence. At the same time, the computation time of approximations in our proposed approaches is acceptable.

In our future work, we will focus on designing more comprehensive and rational distance of focal elements, based on which, the degree of focal elements can be calculated. In fact, the non-redundancy represents a type of “importance” for focal elements. We will also try to define some new type of “importance”, based on which the removal of focal elements can be done more rationally executed. As shown in this paper, we evaluate the performance of different BBA approximations using the computation time and the distance of evidence. In future work, we will also explore more comprehensive evaluation criteria and theoretical evaluation in mathematics for the BBA approximation approaches. This is crucial for the design of more effective BBA approximations.

When we use some criterion (e.g., the non-redundancy proposed in this paper) to determine those “unimportant” or “redundant” focal elements, we can combine these focal elements to a new one (with intersection or union operation of these elements) besides removing them. For example, we can combine the most two redundant focal elements to a new focal element by using the operations like intersection, union and other ways to replace the current the removal of redundant focal elements. Furthermore, we can use the method like PCA in the design of BBA approximations for the combination of focal elements to expect a better approximation performance in the future research work.

Acknowledgments

The authors would like to thank the support on this research by the National Natural Science Foundation of China (Nos. 61671370, 61573275), Postdoctoral Science Foundation of China (No. 2016M592790), Postdoctoral Science Research Foundation of Shaanxi Province, China (No. 2016BSHEDZZ46) and Fundamental Research Funds for the Central Universities, China (No. xjj201066).

References

1. Shafer G. *A mathematical theory of evidence*. Princeton: Princeton University Press; 1976. p. 35–60.
2. Lin G, Liang J, Qian Y. An information fusion approach by combining multi granulation rough sets and evidence theory. *Inf Sci* 2015;**314**:184–99.
3. Dong G, Kuang G. Target recognition via information aggregation through Dempster-Shafer's evidence theory. *IEEE Geosci Remote Sens Lett* 2015;**12**(6):1247–51.
4. Han D, Dezert J, Tacnet J-M, Han C. A fuzzy cautious OWA approach with evidential reasoning. *2012 15th International conference on information fusion (FUSION)*; 2012 Sep 7–12; Singapore. Piscataway: IEEE Press; 2012. p. 278–85.
5. Dezert J, Tchamova A. On the validity of Dempster's fusion rule and its interpretation as a generalization of Bayesian fusion rule. *International Journal of Intelligent Systems* 2014;**29**(3):223–52.
6. Smets P. Practical uses of belief functions. *1999 15th conference on Uncertainty in artificial intelligence*; 1999 Jul 30 – Aug 1; Stockholm, Sweden. San Francisco: Morgan Kaufmann; 1999. p. 612–21.
7. Kennes R. Computational aspects of the Mobius transformation of graphs. *IEEE Transactions on Systems, Man and Cybernetics* 1992;**22**(2):201–23.
8. Barnett JA. Computational methods for a mathematical theory of evidence. *1981 7th International joint conference on artificial intelligence (IJCAI-81)*; 1981 Aug 24–28; Vancouver, Canada. New York: Springer; 1981. p. 868–75.
9. Shafer G, Logan R. Implementing Dempster's rule for hierarchical evidence. *Artif Intell* 1987;**33**(3):271–98.
10. Voorbraak F. A computationally efficient approximation of Dempster-Shafer theory. *Int J Man Mach Stud* 1989;**30**(5):525–36.
11. Cuzzolin F. The geometry of consonant belief functions: Simplified complexes of necessity measures. *Fuzzy Sets Syst* 2010;**161**(10):1459–79.
12. Tessem B. Approximations for efficient computation in the theory of evidence. *Artif Intell* 1993;**61**(2):315–29.
13. Lowrance JD, Thomas DG, Thomas MS. A framework for evidential-reasoning systems. *1986 5th national conference on artificial intelligence*; 1986 Aug 11–15; Philadelphia, Pennsylvania. Palo Alto: AAAI Press; 1986. p. 896–903.
14. Bauer M. Approximations for decision making in the Dempster-Shafer theory of evidence. *1996 12th international conference on uncertainty in artificial intelligence*; 1996 Aug 1–4; Portland, USA. San Francisco: Morgan Kaufmann; 1996. p. 73–80.
15. Deneux T. Inner and outer approximation of belief structures using a hierarchical clustering approach. *Int J Uncert Fuzz Knowl Based Syst* 2001;**9**(4):437–60.
16. Moral S, Salmeron A. A Monte Carlo algorithm for combining Dempster-Shafer belief based on approximate pre-computation. In: Hunter A, Pearsons S, editors. *1999 5th European conference on symbolic and quantitative approaches to reasoning and uncertainty (ECSQARU)*; 1999 Jul 6–9; London, UK. Berlin: Springer; 1999. p. 305–15.
17. Dezert J, Han D, Liu Z, Tacnet J-M. Hierarchical proportional redistribution for BBA approximation. *2012 2nd international conference on belief functions*; 2012 May 9–11; Compiègne, France. New York: Springer; 2012. p. 275–83.
18. Yang Y, Han D, Han C, Cao F. A novel approximation of basic probability assignment based on rank-level fusion. *Chin J Aeronaut* 2013;**26**(4):993–9.
19. Han D, Dezert J, Han C. New basic belief assignment approximations based on optimization. *2012 15th international conference on information fusion*; 2012 Sep 7–12; Singapore. Piscataway, NJ: IEEE Press; 2012. p. 286–93.
20. Shou YH, Deng XY, Liu X, Zheng HQ, Wen J. Approximation of basic probability assignment in Dempster-shafer theory based on correlation coefficient. *2017 20th international conference on information fusion*; 2017 Jul 10–13; Xi'an, China. Piscataway: IEEE Press; 2017. p. 1–7.
21. Han D, Yang Y, Dezert J. Two novel methods for BBA approximation based on focal element redundancy. *2015 18th International conference on information fusion*; 2015 Jul 6–9; Washington, USA. Piscataway: IEEE Press; 2015. p. 428–34.
22. Smarandache F, Dezert J. *Applications and advances of DSMT for information fusion (Vol IV)*. Rehoboth: American Research Press; 2015.
23. Smarandache F, Dezert J. *Applications and advances of DSMT for information fusion (Vol III)*. Rehoboth: American Research Press; 2009.
24. Burger T. Defining new approximations of belief functions by means of Dempster's combination. *2010 1st international confer-*

- ence on belief functions (*BELIEF 2010*); 2010 Apr 1-2; Brest, France. New York: Springer; 2010. p. 1-6.
25. Sudano J. The system probability information content (PIC) relationship to contributing components, combining independent multi-source beliefs, hybrid and pedigree pignistic probabilities. *2002 5th international conference on information fusion*; 2002 Jul 8-11; Annapolis, USA. Piscataway: IEEE Press; 2002. p. 1277-83.
 26. Sudano J. Belief fusion, pignistic probabilities, and information content in fusing tracking attributes. *2004 IEEE radar conference*; 2004 Apr 26-29; Philadelphia, USA. Piscataway: IEEE Press; 2004. p. 218-24.
 27. Sudano J. Yet another paradigm illustrating evidence fusion (YAPIEF). *2006 9th international conference on information fusion*; 2006 Jul 10-13; Florence, Italy. Piscataway: IEEE Press; 2006. p. 1-7.
 28. Cuzzolin F. On the properties of the intersection probability. *2007 10th European conference on symbolic and quantitative approaches to reasoning with uncertainty (ECSQARU)*; 2007 Oct 31-Nov 2; Hammamet, Tunisia. Berlin: Springer; 2007. p. 287-98.
 29. Dezert J, Han D, Liu Z, Tacnet J-M. Hierarchical DSmp transformation for decision-making under uncertainty. *2012 15th international conference on information fusion*; 2012 Jul 9-12; Singapore. Piscataway: IEEE Press; 2012. p. 294-301.
 30. Han D, Dezert J, Duan Z. Evaluation of probability transformations of belief functions for decision making. *IEEE Trans Syst Man Cyber Syst* 2016;**46**(1):93–108.
 31. Dubois D, Prade H. Consonant approximations of belief functions. *Int J Approx Reason* 1990;**4**(5):419–49.
 32. Grabisch M. Upper approximation of non-additive measures by k-additive measures - the case of belief functions. *1999 1st international symposium on imprecise probabilities and their applications (ISIPTA)*; 1999 Jun 29- Jul 2; Gent, Belgium. Boston: Springer; 1999. p. 158-64.
 33. Erkmen AM, Stephanou HE. Information fractals for evidential pattern classification. *IEEE Trans Syst Man Cybern* 1990;**20**(5):1103–14.
 34. Jousselme A-L, Grenier D, Bosse E. A new distance between two bodies of evidence. *Information fusion* 2001;**2**(2):91–101.
 35. Han D, Dezert J, Yang Y. Belief interval-based distance measures in the theory of belief functions. *IEEE Trans Syst Man Cybern Syst* 2018;**48**(6):833–50.
 36. Bouchard M, Jousselme A-L, Dore PE. A proof for the positive definiteness of the Jaccard index matrix. *Int J Approx Reason* 2013;**54**(5):615–26.
 37. Jousselme AL, Maupin P. Distances in evidence theory: Comprehensive survey and generalizations. *Int J Approx Reason* 2012;**53**(2):118–45.