



HAL
open science

Turbulent pair dispersion as a ballistic cascade phenomenology

Mickaël Bourgoïn

► **To cite this version:**

Mickaël Bourgoïn. Turbulent pair dispersion as a ballistic cascade phenomenology. *Journal of Fluid Mechanics*, 2015, 772, pp.678-704. 10.1017/jfm.2015.206 . hal-02633983

HAL Id: hal-02633983

<https://hal.science/hal-02633983>

Submitted on 5 Jun 2020

HAL is a multi-disciplinary open access archive for the deposit and dissemination of scientific research documents, whether they are published or not. The documents may come from teaching and research institutions in France or abroad, or from public or private research centers.

L'archive ouverte pluridisciplinaire **HAL**, est destinée au dépôt et à la diffusion de documents scientifiques de niveau recherche, publiés ou non, émanant des établissements d'enseignement et de recherche français ou étrangers, des laboratoires publics ou privés.

Turbulent pair dispersion as a ballistic cascade phenomenology.

Mickaël Bourgoïn

Laboratoire des Écoulements Géophysiques et Industriels, CNRS/UJF/G-INP, UMR
5519, Université de Grenoble, BP53, 38041, Grenoble, France

Published in

J. Fluid Mech. (2015), vol. 772, pp. 678704, doi:10.1017/jfm.2015.206

Abstract

Since the pioneering work of Richardson in 1926, later refined by Batchelor and Obukhov in 1950, it is predicted that the rate of separation of pairs of fluid elements in turbulent flows with initial separation at inertial scales, grows ballistically first (Batchelor regime), before undergoing a transition towards a super-diffusive regime where the mean-square separation grows as t^3 (Richardson regime). Richardson empirically interpreted this super-diffusive regime in terms of a non-Fickian process with a scale dependent diffusion coefficient (the celebrated Richardson's "4/3rd" law). However, the actual physical mechanism at the origin of such a scale dependent diffusion coefficient remains unclear. The present article proposes a simple physical phenomenology for the time evolution of the mean square relative separation in turbulent flows, based on a scale dependent *ballistic* scenario rather than a scale dependent *diffusive*. It is shown that this phenomenology accurately retrieves most of the known features of relative dispersion for particles mean square separation ; among others : (i) it is quantitatively consistent with most recent numerical simulations and experiments for mean square separation between particles (both for the short term Batchelor regime and the long term Richardson regime, and for all initial separations at inertial scales), (ii) it gives a simple physical explanation of the origin of the super diffusive t^3 Richardson regime which naturally builds itself as an iterative process of elementary short-term-scale-dependent ballistic steps, (iii) it shows that the Richardson constant is directly related to the Kolmogorov constant (and eventually to a ballistic persistence parameter) and (iv) in a further extension of the phenomenology, taking into account third order corrections, it robustly describes the temporal asymmetry between forward and backward dispersion, with an explicit connection to the cascade of energy flux across scales. An important aspect of this phenomenology is that it simply and robustly connects long term super-diffusive features to elementary short term mechanisms, and at the same time it connects basic Lagrangian features of turbulent relative dispersion (both at short and long times) to basic Eulerian features of the turbulent field : second order Eulerian statistics control the growth of separation (both at short and long times) while third order Eulerian statistics control the temporal asymmetry of the dispersion process, which can then be directly identified as the signature of the energy cascade and associated to well known exact results as the Karman-Howarth-Monin relation.

1 Introduction

Molecules in a quiescent fluid tend to spread due to molecular diffusion. If we consider a small spherical patch of tagged molecules, this results in an isotropic and homogeneous growth of the patch. At a microscopic level this expansion is due to random uncorrelated collisions induced by the thermal agitation of the molecules. At a macroscopic level this mechanism results in a Fickian diffusion process where the local concentration C of tagged molecules diffuses according to the simple equation $\partial C/\partial t = K\Delta C$, where K is the molecular diffusivity, with units $[\text{m}^2\cdot\text{s}^{-1}]$. In

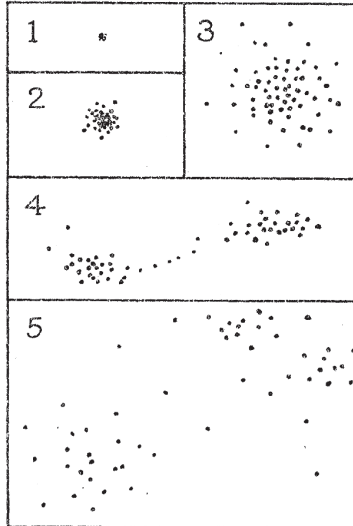


Figure 1: Qualitative illustration of the non-normal dispersion of a dense cluster of particles as proposed in Richardson’s original 1926 article [Richardson (1926)], from which the figure is taken.

elementary kinetic gas theory, the connection between microscopic and macroscopic descriptions is for instance given by the relation $K \propto lv_T$ (with l a characteristic correlation length of particles trajectories, typically given by the mean free path and v_T the thermal agitation velocity of the molecules). A fundamental property of such a Fickian process concerns the linear growth with time t of the mean square separation $\langle \vec{D}^2 \rangle \propto Kt$ between any two molecules in the patch, what is generally referred to as *normal diffusion*. It is well-known that normal molecular diffusion alone is very inefficient to mix and disperse usual species (for instance, molecular diffusivity of carbon dioxide in air is $16 \cdot 10^{-6} \text{m}^2 \cdot \text{s}^{-1}$, meaning that molecules separate at a rate of only a few millimeters per second).

A usual way to enhance mixing and dispersion consists in stirring the fluid in order to generate large scale uncorrelated turbulent structures, which will act in a similar way (*i.e.* normally diffusive) as molecular diffusion, but with an enhanced diffusion coefficient $K_{\text{turb}} \propto L\sigma$ with L the turbulence correlation length scale and σ the turbulent fluctuating velocity (standard deviation of the turbulent velocity field). In the context of atmospheric dispersion for instance, the turbulent correlation length is typically of the order of hundreds of meters (let us take 100 m as an order of magnitude) with velocity fluctuations typically of the order of meters per second in normal conditions (let us take 1 m/s as an order of magnitude), leading to a turbulent diffusivity coefficient K_{turb} of the order of $30 \text{m}^2 \cdot \text{s}^{-1}$ (meaning that fluid particles separate at a rate of several meters per second), hence many orders of magnitude larger than molecular diffusion. The efficiency of turbulent diffusion therefore relies on the capacity of a substance to spread thanks to the uncorrelated motion of large scale turbulent eddies. However, if we consider the dispersion of a patch initially much smaller than the turbulent correlation scale L (for instance a patch with an initial dimension within the inertial range of the carrier turbulence, hence much smaller than the energy injection scale L , and larger than the dissipation scale η), another mechanism is necessary to allow the patch to grow first at sufficiently large scales to eventually undergo the effect of uncorrelated turbulent diffusion. Such an inertial scale mechanism is ensured by the *super-diffusive* nature of turbulence at inertial scales. Processes where the mean square separation grows faster than in normal diffusion (*i.e.* $\langle \vec{D}^2 \rangle \propto t^\alpha$, with $\alpha > 1$) are called *super-diffusive*.

The super-diffusive nature of turbulence and its major consequences in terms of enhanced mixing was first emphasized by Lewis Richardson in his seminal 1926 article (see Richardson (1926)). Concerning the dispersal of an initial point-charge of particles in the atmosphere,

Richardson already noted in 1926 that “a small dense cluster of marked molecules, represented by the dot in figure 1(1) which, by molecular diffusion alone, would spread through the successive spherical clusters shown in figures 1(2) and 1(3), actually seldom passes through the large spherical stage 1(3), because it is first sheared into two detached clusters as suggested in figure 1(4). These are carried far from one another, and are likely to be again torn into smaller pieces as in figure 1(5)”. This qualitative description by Richardson shows how turbulence acts to super-diffusively separate particles initially packed in a small patch, in order to create sufficiently large separations where the uncorrelated motion of turbulent eddies eventually disperses particles at large scales.

Richardson gave an interpretation of turbulent super-diffusion in terms of a non-Fickian process which could be locally modeled as a normal diffusion process, but with a scale dependent diffusion coefficient which depends on particle separation D , according to the celebrated Richardson’s 4/3rd law : $K(D) \propto D^{4/3}$. Besides, Richardson showed that this non-Fickian diffusion resulted in a cubic super-diffusive growth of the mean square separation of pairs of particles according to the law $\langle D^2 \rangle = g\epsilon t^3$, where ϵ is the turbulent energy dissipation rate and g a universal constant since known as the Richardson constant. In the framework of Kolmogorov 1941 phenomenology of turbulence (Kolmogorov (1941), hereafter referred as K41) the t^3 dependency can be understood as a simple dimensional constraint. K41 states indeed that for sufficiently large Reynolds number, the only relevant physical parameter for the dynamics of turbulence at inertial scales is the average energy dissipation rate per unit mass ϵ (with dimensions $[\text{m}^2 \cdot \text{s}^{-3}]$): $D^2 \propto \epsilon t^3$ is then the only dimensionally consistent relation if initial separation is ignored.

Richardson’s work was later refined by Batchelor and Obukhov in the 1950s (see Batchelor (1950)), who pointed that while the loss of memory of initial separation is a reasonable assumption for the long-term dispersion, initial separation must play a role in the short-term. They showed that the rate of separation of pairs of fluid elements in turbulent flows with initial separation \vec{D}_0 at inertial scales ($\eta \ll D_0 \ll L$) must obey the following scalings :

$$R^2 = \left\langle \left(\vec{D} - \vec{D}_0 \right)^2 \right\rangle = \begin{cases} S_2(\vec{D}_0)t^2 & \text{if } t < t_0 \\ g\epsilon t^3 & \text{if } t > t_0 \end{cases} \quad \begin{matrix} (1a) \\ (1b) \end{matrix}$$

with $S_2(\vec{r}) = \left\langle |\delta_{\vec{r}}\vec{u}|^2 \right\rangle$ the full second order Eulerian structure function of the velocity field (with $\delta_{\vec{r}}\vec{u}$ the increment between two points separated by a vector \vec{r} of the eulerian velocity field of the flow ; note that homogeneity is assumed, so that velocity increment only depends on the separation vector) and t_0 a characteristic time scale of the particles motion at scale D_0 . In K41 framework, inertial scalings for S_2 and t_0 are : $S_2(\vec{D}_0) = \frac{11}{3}C_2\epsilon^{2/3}D_0^{2/3}$ (where local isotropy is also assumed so that $S_2(\vec{r})$ only depends on the norm of the separation vector $r = \sqrt{|\vec{r}|^2}$, and C_2 is a universal constant known as the Kolmogorov constant, with a well accepted value $C_2 \simeq 2.1$ for 3D homogeneous and isotropic turbulence, see Sreenivasan (1995)) and $t_0 \propto \epsilon^{-1/3}D_0^{2/3}$ (t_0 then represents the eddy turnover time at scale D_0). Formally speaking, the initial ballistic regime (eq. 1a) is nothing but the leading term of the Taylor expansion for the mean square pair separation at short times, expressed in terms of the initial mean square relative velocity between particles (Batchelor (1950); Ouellette *et al.* (2006)). Note that such a ballistic Taylor expansion is a general and purely kinematic relation valid for any early dispersion process and is not limited to the case of turbulence. Specificities of turbulence only appear when expliciting the form of the structure function S_2 at inertial scales. This short-term ballistic regime has been shown to be accurately and robustly followed in experiments of turbulent relative pair dispersion within the inertial scales of 3D-turbulence (see for instance Bourgoin *et al.* (2006)).

For times exceeding t_0 , a transition is expected towards an enhanced dispersion regime, cubic in time and independent of initial separation, as originally predicted by Richardson. The experimental observation of this regime remains however very elusive. A convincing t^3 regime has

been reported for 2D-turbulence experiments by Jullien *et al.* (1999). Concerning 3D-turbulence experiments, Ott & Mann (2000) reported a cubic regime, but they needed to introduce a time-shift in the cubic expression 1b ($\langle (D - D_0)^2 \rangle \propto \epsilon(t - t_0)^3$, with t_0 a negative virtual time origin depending on initial separation) to fit accurately their experimental data.

The Richardson constant g in eq. (1b) is one of the most fundamental constants in turbulence. It plays a major role in turbulent dispersion and mixing processes. However, in spite of its importance, it is only recently that a robust estimate for g started to emerge in the literature (Sawford (2001); Salazar & Collins (2009)). This is probably related to the difficulty to observe experimentally Richardson’s superdiffusion. Until recently, best estimates for g still spanned several orders of magnitude. Most recent high resolution direct numerical simulations seem to point toward a robust estimate of $g \sim 0.5 - 0.6$ (Boffetta *et al.* (2002); Biferale *et al.* (2005); Bitane *et al.* (2012)), in agreement with the experiments by Ott & Mann (2000), where g was found around 0.55.

As already mentioned, in his seminal 1926 article (Richardson (1926)), Richardson empirically related such a superdiffusive regime to a non-Fickian process, with a local diffusivity coefficient K which depends on the probed spatial scale D : $K(D) \propto D^{4/3}$. Further refinements in the framework of K41 phenomenology extended Richardson’s non-Fickian phenomenology by considering also a time scale dependency of the local diffusivity coefficient (Klafter *et al.* (1987)) such that $K(D, \tau) = k_0 \epsilon^\gamma D^\alpha \tau^\beta$ (with the dimensional constraints that $3\alpha + 2\beta = 4$ and $\gamma = 1 - \alpha/2$). Such processes also lead to a t^3 regime for the mean square separation (the Richardson constant g is then directly related to k_0). However no clear physical interpretation for the origin of such a time/scale dependency of the local diffusivity is still known, even if the problem of relative dispersion has been extensively studied in the last decades, both for 3D and 2D-turbulence, and from theoretical, numerical and experimental points of view. A complete review of the turbulent relative dispersion problem goes beyond the scope of the present article, and I suggest to the reader to refer to two important reviews on the question (Sawford (2001); Salazar & Collins (2009)) for a detailed insight into this topic. In this rich context the present work is however in the direct line of some previous studies, seeking for possible physical interpretations to explain Richardson super-diffusion and for possible connections with K41 phenomenology (beyond purely dimensional considerations), among which I would like to stress some important contributions.

Grossman & Procaccia (Grossmann & Procaccia (1984); Grossmann (1990)) proposed a model for pair dispersion relying on a mean field approach of Navier-Stokes equation and a phenomenological closure assumption which allowed them to relate the Richardson constant to the Kolmogorov constant C_2 as $g = (\frac{22}{9} C_2)^{3/2}$ without any adjustable parameter. In spite of the elegance of this model, the predicted value for $g \simeq 12$ (taking the well accepted value for $C_2 \simeq 2.1$) remains about 20 times larger compared to the current reference value for $g \simeq 0.5 - 0.6$.

More classical approaches of pair dispersion tend simply to follow Richardson’s original idea of a scale dependent diffusive process. However, Sokolov (1999) emphasized that in flows where two point velocities statistics and local correlation time scales follow K41 dimensional constraints, a local ballistic description may be more relevant than a local diffusive approach, what is also supported by experiments and numerical studies where, as already mentioned, the short term ballistic behavior is indeed robustly observed. Sokolov *et al.* (2000) then proposed a heuristic model for pair dispersion including a persistence parameter weighting the relative importance of diffusive versus ballistic processes. This model, based on a one dimensional Lévy-walk description of pair dispersion, considers a succession of simple ballistic separations between random turning points, with scale dependent relative velocities and a persistence parameter describing the probability of turning points. The model was shown by the authors to be in good qualitative agreement with experimental observations of Richardson dispersion in 2D-turbulence by Jullien *et al.* (1999), confirming the leading role of short term ballistic events in the overall turbulent super-diffusion process.

More recently, Goto & Vassilicos (2004) proposed an simple similar model (known as GV04 model), also highlighting the role of ballistic motion between turning points (identified here as the zero-acceleration points of the flow field) where particles separation undergoes sudden growing “bursts”. In the GV04 model the dispersion process is described as a step by step process where the separation D_k at step k grows to $D_{k+1} = \xi D_k$ (with ξ a prescribed growth parameter) after a scale depend waiting time $T_\xi(D_k)$ depending on the number of acceleration stagnation points in the flow. When K41 scalings are considered for the time scale T_ξ this model naturally builds a long term t^3 Richardson regime, where Richardson’s constant is simply related to the parameter ξ and to the number of acceleration stagnation points. In a further refinement of this model, Faber & Vassilicos (2009) added the possibility for particles to converge to smaller scales. The refined model, applied to two-dimensional turbulence, was shown to reproduce the temporal asymmetry of particle forward *vs* backward dispersion in 2D-turbulence DNS. The concept of backward dispersion is crucial for turbulent mixing and passive scalar studies (Salazar & Collins (2009)). The temporal asymmetry of pair dispersion, was only recently pointed by Sawford *et al.* (2005) who showed that backward dispersion in Lagrangian stochastic models and three-dimensional DNS operates at a significantly faster rate compared to forward dispersion. Recent experiments and simulations by Berg *et al.* (2006) confirm this trend with a ratio of backward to forward Richardson constants of the order of 2 for 3D-turbulence. Interestingly, numerical simulations of 2D-turbulence in the inverse cascade regime by Faber & Vassilicos present the opposite asymmetry, 2D forward dispersion operating faster than 2D backward dispersion. The origin of this asymmetry remains unclear (and will also be addressed in the final section of this article). Sawford *et al.* (2005) pointed the importance of odd moments of two points velocity statistics while Berg *et al.* (2006) suggested a explanation based on the strain-tensor eigenvalues, which was however shown by Faber & Vassilicos (2009) to be insufficient to explain the difference between 2D and 3D-turbulence, hence emphasizing the possible role of energy flux across scales, which goes from large to small scales in 3D-turbulence and from small to large scale in 2D-turbulence inverse cascade.

In a different spirit, the dominant role of “burst” events and waiting times has also been recently emphasized by Rast & Pinton (2011) who investigated the pair dispersion problem in a simplified point-vortex flow model sharing some common properties with actual turbulent flows (Rast & Pinton (2009)). Their study points toward a leading role of statistics of delay times, corresponding to periods during which particles in a pair remains close to each other before they separate.

The work presented in the this article builds on these previous studies, which emphasized the role of local ballistic events and local correlation times. Let me finish this introduction by mentioning that the ballistic approach proposed in the present article (and detailed in the next section) is similar to a recent publication by (Thalabard *et al.* (2014)), but it was derived independently. Besides as discussed further below, although they are similar, the approaches are exploited in different ways.

2 An iterative ballistic phenomenology of pair dispersion

I propose here a very simple physical phenomenology for the Richardson super-diffusivity in turbulence, which shares some analogies with the approaches by Sokolov *et al.* (2000) and Faber & Vassilicos (2009). The main idea behind the dispersive process proposed here is that of an iterative ballistic mechanism, as illustrated in figure 2. It is based on the simple idea that if a set of particle pairs with a given initial mean square separation D_0^2 starts to disperse ballistically, with a separation rate $S_2(D_0)$ over a given period t_0 after which the mean square separation has grown to $D_1^2 = D_0^2 + S_2(D_0)t_0^2$ (following the elementary short term ballistic regime, as given by eq 1a), instead of considering for $t > t_0$ a sudden transition towards an enhanced cubic dispersion regime (as in eq. 1b), the same short-term elementary ballistic process can be

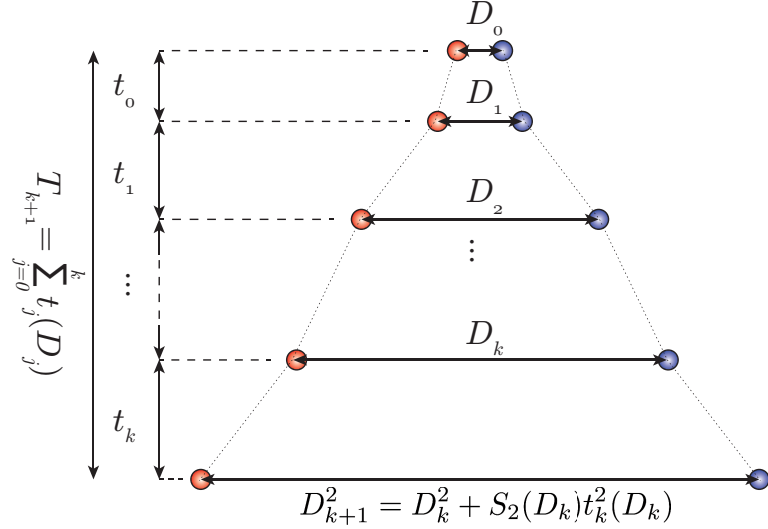


Figure 2: Illustration of the iterative ballistic cascade for the relative separation of two particles initially separated by a distance D_0 : at each iteration step k , the mean square separation between particles grows ballistically from D_k^2 to D_{k+1}^2 with a growth rate $S_2(D_k)$, during a time lag t_k . Depending on the physical process at the origin of the local ballistic behavior, both S_2 and t_k may eventually depend on the local scale D_k . The overall time required to reach the mean square separation D_k^2 at the iteration number k is $T_k = \sum_{j=0}^{k-1} t_j(D_j)$.

iterated, but starting from the new mean square separation D_1^2 , hence with a new separation rate $S_2(\vec{D}_1)$ which operates over a new period of time t_1 and so on. Thus, in this scenario the time evolution of particles mean square separation is simply described by the iterative process :

$$D_{k+1}^2 = D_k^2 + S_2(D_k)t_k^2(D_k), \quad (2)$$

where $D_k^2 = \langle |\vec{D}_k|^2 \rangle$ represents the mean square separation of pairs after the k^{th} iteration step, $t_k(D_k)$ is a scale dependent “time of flight” characteristic of the duration of the ballistic motion at step $k+1$. For the case of turbulent flows, $S_2(D_k)$ and $t_k(D_k)$ will be prescribed later by imposing K41 scalings.

2.1 Relevance of the ballistic phenomenology

The present formulation of the ballistic phenomenology addresses the question of the temporal evolution of the mean square separation of an ensemble of pairs (D_k^2 in ref 2 is the mean square separation of this ensemble and the growth rates $S_2(D_k)$ and $t_k(D_k)$ have a statistical meaning only). It is important to stress that although this formulation is limited to the second moment of the statistics of pair separation (possible extensions to higher moments are briefly discussed in the last section), it has the benefit of not being just heuristic, but to stand *a priori* on solid statistical grounds, which will be shown later to give *a posteriori* an accurate and quantitative description of the time evolution of pairs mean square separation. First, the short term ballistic statistical relation for the mean square separation in eq. (1a), $\langle (\vec{D} - \vec{D}_0)^2 \rangle = S_2(D_0)t^2 + \mathcal{O}(t^3)$ (which shows that to the leading order, pairs statistics is related to second order velocity increments) is purely kinematic and hence unquestionable. Second, as already discussed in the introduction, this leading role of short term ballistic events in turbulent dispersion statistics and its connection with second order velocity statistics has been emphasized in several theoretical studies and it was accurately observed in high resolution Lagrangian tracking experiments and numerical simulations, with robust scale dependent separation rates and characteristic time scale (see for

instance Bourgoïn *et al.* (2006); Ouellette *et al.* (2006); Bitane *et al.* (2012)). This contrasts with the heuristic approach by Thalabard *et al.* (2014), who applied a similar ballistic scenario to derive iteratively the temporal evolution of separation for individual pairs (rather than directly for the mean square separation of an ensemble of pairs), with a growth rate and a ballistic time scale hence defined locally for each individual particle pair (although they still use the average dissipation ϵ to define the local ballistic time scale). They then address only in a second stage the statistical implications for an ensemble of such individual iterations (following a continuous-time-random-walk model, similar to the approach by Sokolov *et al.* (2000)). This approach has the benefit to allow to easily investigate the full statistics of separations built by this process (and not only the mean square separation) ; however it leads to the unrealistic result that the separation growth is governed at leading order by third order velocity increments. Since their approach is heuristic, this has probably only minor implications for most of the qualitative results they obtain, but it gives a misleading picture of the relevant physical ingredients at play and it may also lead to misleading conclusions if it is applied to more subtle effects, as for instance the temporal asymmetry of dispersion, for which the actual role of third order increments may be crucial (this will be discussed in section 4).

Even if the elementary scale dependent ballistic process considered here for the means square separation does indeed rely on solid concepts and observations, several approximations still need to be discussed regarding the proposed iterative approach :

- To derive the iterative scheme (2) I have used the approximation $\langle D^2 \rangle - \langle D_0^2 \rangle = S_2(D_0)t^2$ for the elementary short-term ballistic process in eq. (1a) (which rigorously applies to $\langle (\vec{D} - \vec{D}_0)^2 \rangle$). This is a common approximation, which is equivalent to neglecting the term $\langle \vec{D}_0 \cdot \delta_{\vec{r}} \vec{u} \rangle$ (Batchelor (1950)). It is known to hold for statistically homogeneous flows, although it was shown to possibly fail (at very short times) in experiments with non-homogeneous and anisotropic flows (Ouellette *et al.* (2006); Salazar & Collins (2009)).
- A more severe approximation concerns the fact that in the iterative process, the separation rate $S_2(D_k)$ and the ballistic time of flight $t_k(D_k)$ are both estimated assuming a unique value for the separation D_k , hence neglecting the statistical fluctuations of pairs square separation, which in the real process explore a whole statistical distribution. In the present implementation of the iterative ballistic model, the separation rate $S_2(D_k)$ and the typical time-scale $t_k(D_k)$ will be simply estimated at the scale corresponding to the mean square separation D_k^2 . As it will be shown, this apparently naïve approximation still gives an accurate quantitative description of the dispersion process when compared to recent numerical simulations of pair dispersion in 3D-turbulence. This approximation, is also supported by the experimental evidence in Bourgoïn *et al.* (2006) that the short term ballistic regime given by eq. (1a) is robustly observed even if the initial separation is coarsely binned across inertial scales, and when the growth rate is simply estimated from the mean separation in each bin (note that bins with width up to 100% of the mean were considered in those experiments, with still an excellent confirmation of the elementary ballistic process 1a). More quantitatively this approximation can be expected to hold as long as the width, δD^2 , of the distribution of particles square separation remains smaller than the mean square separation $\langle D^2 \rangle$ itself. If δD^2 is estimated as the standard deviation of particles square separation ($\delta D^2 = \sqrt{\langle (D^2 - \langle D^2 \rangle)^2 \rangle}$), this condition would be related to the flatness of the separation distribution. With this respect, it would be interesting, in a further study, to investigate the ratio $\delta D^2 / \langle D^2 \rangle$ and its time evolution based on available experimental and numerical data for the statistical distribution of particles separation, in order to explore more quantitatively the possible range of validity of this approximation.

- Finally, a concrete implementation of the iterative scheme (2) requires the expressions for the scale dependent separation rate $S_2(D_k)$ and the ballistic time of flight $t_k(D_k)$ to be specified. This is discussed in the following sub-section.

2.2 Ballistic separation rates and time scales

The separation rate of the elementary ballistic k^{th} step in (2) is simply given by the Eulerian second order structure function at scale D_k . In the inertial range of scales of fully developed turbulent flows, under local homogeneity and isotropy assumptions, the second order structure function is known to follow K41 scaling (with negligible intermittent corrections), which in 3D-turbulence can be written as :

$$S_2(\vec{r}) = \frac{11}{3}C_2\epsilon^{2/3}r^{2/3}, \quad (3)$$

with $r = \sqrt{|\vec{r}|^2}$ and where C_2 is a universal constant with a well-known value of approximately 2.1; as C_2 is analytically related to the Kolmogorov constant $C_K \simeq C_2/4$ (Sreenivasan (1995)), characterizing the $-5/3$ spectrum of turbulent kinetic energy ($E(k) = C_K\epsilon^{2/3}k^{-5/3}$), we shall equivalently refer to C_2 as *the* Kolmogorov constant itself. Note that S_2 here is the total structure function trace and not only the structure function for one specific component of velocity.

Concerning the typical time scale t_0 for which the elementary ballistic process in eq. (1a) is supposed to hold for a given initial separation D_0 , Batchelor proposed in his original article (Batchelor (1950)) that it should be taken as the eddy turnover time at the considered scale : $t_0 \propto \epsilon^{-1/3}D_0^{2/3}$. Experimental measurements of relative dispersion in highly turbulent flows with Reynolds number up to $R_\lambda \simeq 800$ (Bourgoin *et al.* (2006); Ouellette *et al.* (2006)) have shown indeed that the time laps for which the ballistic Batchelor regime holds does scale as $\epsilon^{-1/3}D_0^{2/3}$. Recent numerical simulations by Bitane *et al.* (2012) have refined the estimation of the characteristic time scale for the ballistic regime. Their simulations show that the duration of the ballistic regime for an initial separation D_0 at inertial scales is given by $t_0(D_0) \simeq S_2(D_0)/2\epsilon = \frac{11}{6}C_2\epsilon^{-1/3}D_0^{2/3}$. For times larger than this t_0 they observe a transition of the mean square separation towards a cubic Richardson regime, as in eq. (1b).

The time scale $t_0(D_0) \simeq S_2(D_0)/2\epsilon$ observed in the simulations can be more rigourously discussed by considering the Taylor expansion leading to the short-term ballistic regime in eq. (1a) beyond the second order. The third order expansion for $\langle (\vec{D} - \vec{D}_0)^2 \rangle$ (or equivalently for $\langle D^2 \rangle - D_0^2$ under the approximation previously discussed) can be kinematically written as (Ouellette *et al.* (2006); Bitane *et al.* (2012)) :

$$\langle \vec{D}^2 \rangle - \langle \vec{D}_0^2 \rangle = S_2(D_0)t^2 + \langle \delta_{\vec{D}_0} \vec{a} \cdot \delta_{\vec{D}_0} \vec{u} \rangle t^3 + \mathcal{O}(t^4), \quad (4)$$

where $\delta_{\vec{D}_0} \vec{a}$ is the relative pair acceleration and $\delta_{\vec{D}_0} \vec{u}$ the relative pair velocity. The third order coefficient is therefore given by the crossed velocity-acceleration structure function $\langle \delta_{\vec{D}_0} \vec{a} \cdot \delta_{\vec{D}_0} \vec{u} \rangle$ which can be analytically derived from the Navier-Stokes equation (Mann *et al.* (1999); Hill (2006)) and shown to be equal to -2ϵ for 3D turbulence, under local stationarity, homogeneity and isotropy conditions (note that $\langle \delta_{\vec{D}_0} \vec{a} \cdot \delta_{\vec{D}_0} \vec{u} \rangle = -2\epsilon$ is in particular independent of the probed scale D_0). The time $t_0(D_0) = S_2(D_0)/2\epsilon$ is therefore exactly the time for which the third order term in eq. (4) equals the second order ballistic term (in absolute value). The role of the third order term will be further discussed in section 4, however a brief discussion on the choice of the typical time scale for a purely ballistic (quadratic) dominant regime is still required at this stage. Numerical results by Bitane *et al.* (2012) show indeed that for a given initial separation D_0 , the extent of the short term ballistic regime seems to be accurately given by $S_2(D_0)/2\epsilon$, hence suggesting to use $t_k(D_k) = S_2(D_k)/2\epsilon$ as the typical “time of flight” for each elementary

ballistic iterative steps in (2). This observation raises however the issue that rigorously speaking, considering the negative sign of the third order coefficient $\langle \delta_{\vec{D}_k} \vec{a} \cdot \delta_{\vec{D}_k} \vec{u} \rangle = -2\epsilon$, the ballistic and the third order term in (4) cancel exactly for $t = t_k(D_k)$. For times $t \simeq t_k$, negative third order contributions annihilate the initial quadratic growth. In other words, a dominant ballistic mechanism, which requires terms of order 3 and higher to be negligible in the Taylor expansion (4) only holds for times $t \ll t_k = S_2(D_k)/2\epsilon$. For the iterative scheme considered here, this indicates that the actual temporal duration of each elementary ballistic step is necessarily much shorter than $t_k(D_k) = S_2(D_k)/2\epsilon$. This points towards the necessity to introduce a ballistic persistence parameter $\alpha < 1$, defining the actual characteristic ballistic time of flight at each iteration step k as $t'_k(D_k) = \alpha t_k(D_k) = \alpha S_2(D_k)/2\epsilon$. The condition $\alpha < 1$ (and more realistically $\alpha \ll 1$) ensures that the ballistic term is indeed still dominant at the end of each ballistic iteration of duration t'_k ; we shall refer to this condition as the *ballisitic approximation*.

2.3 Explicit formulation of the iterative ballistic model

We can now explicitly write the complete iterative scheme of the iterative ballistic phenomenology as

$$D_{k+1}^2 = D_k^2 + S_2(D_k)t_k^2(D_k) \quad \text{with} \quad \begin{cases} S_2(D_k) = C\epsilon^{2/3}D_k^{2/3} \\ t'_k(D_k) = \alpha t_k = \alpha S_2(D_k)/2\epsilon \end{cases}, \quad (5)$$

where the only parameters in the model are C (which is directly related to the Kolmogorov constant, and which we shall refer to as the Kolmogorov constant as well) and the persistence parameter α .

For 3D-turbulence $C = C^{3D} = \frac{11}{3}C_2^{3D}$, with $C_2^{3D} \simeq 2.1$ the 3D-Kolmogorov constant (hence $C^{3D} \simeq 7.7$). The model can also be applied to the inverse cascade regime of scales of 2D-turbulence, for which S_2 also obeys K41 scalings, with $C = C^{2D} = \frac{8}{3}C_2^{2D}$, where the 2D-Kolmogorov constant is $C_2^{2D} \simeq 0.17C_K^{2D} \simeq 13.2$ (Lindborg (1999)), with $C_K^{2D} \sim 6$ (Boffetta & Ecke (2012)) the spectral 2D-Kolmogorov constant (hence $C^{2D} \simeq 35.3$).

The persistent parameter is the only adjustable parameter of the model. Based on numerical observations by Bitane *et al.* (2012), empirically suggesting $\alpha = 1$, we shall also briefly discuss in the sequel this particular case (where $t'_k = t_k = S_2(D_k)/2\epsilon$) as a situation “free of adjustable parameter”, although as pointed previously $\alpha = 1$ is unlikely to be a relevant choice as it is incompatible with the ballisitic approximation. Note that in the iterative scheme similarly implemented by Thalabard *et al.* (2014), $\alpha = 1$ is assumed (for each individual particle pair).

The next paragraphs show that the present scale dependent iterative scheme (5) builds by itself a long term super-diffusive t^3 regime “à la Richardson” and gives a relevant description of the whole dispersion process, both for short term and long term regimes, as well as for the transition between one and the other.

2.4 From short-term ballisitic steps to long-term Richardson dispersion

Substituting the explicit expressions for $S_2(D_k)$ and $t'_k(D_k)$ in (5) into the iteration equation for D_k^2 , leads to a simple geometrical progression (and hence to an exponential growth of separation with the iteration number) both for the mean square separation D_k^2 and the ballisitic time scale t'_k :

$$\begin{cases} D_k^2 = \mathcal{A}^k D_0^2, & (6a) \\ t'_k = \mathcal{A}^{k/3} t'_0. & (6b) \end{cases}$$

with

$$\mathcal{A} = 1 + \frac{\alpha^2 C^3}{4} \quad (7)$$

and

$$t'_0 = \frac{\alpha C}{2} \epsilon^{-1/3} D_0^{2/3}. \quad (8)$$

From there, it is trivial algebra to relate the mean square separation at the iteration k to the total iteration time $T_k = \sum_{j=0}^{k-1} t'_j$ (with $T_0 = 0$) :

$$\left(\frac{D_k^2}{D_0^2}\right)^{1/3} = 1 + (\mathcal{A}^{1/3} - 1) \frac{T_k}{t'_0}, \quad (9)$$

which can be equivalently written as

$$D_k^2 = g\epsilon \left[T_k + \left(\frac{D_0^2}{g\epsilon}\right)^{1/3} \right]^3 \quad (10)$$

with

$$g = \left[2 \frac{\mathcal{A}^{1/3} - 1}{\alpha C} \right]^3 = \left[2 \frac{(1 + \frac{\alpha^2 C^3}{4})^{1/3} - 1}{\alpha C} \right]^3 \quad (11)$$

Before confronting these results to experimental and numerical data, several points are worth being briefly discussed :

- We can note that relations (17a) and (17b) show that in the present model, particles dispersion eventually proceeds with a similar discrete scheme than in the GV04 model by Goto & Vassilicos (2004) (although the GV04 model was originally derived only for 2D-turbulence, with a phenomenology related to separation bursts by specific hyperbolic points in the flow). It would be interesting in future studies to push further the comparison between both models. For instance, the relation $\mathcal{A} = 1 + \frac{\alpha^2 C^3}{4}$ in the present model, suggests that the two parameters in the GV04 model can actually be related to each other, via the Kolmogorov constant. On the other hand, the GV04 phenomenology may help giving a physical interpretation, at least for the 2D-turbulence case, (in terms of the density of stagnation points for instance) for the persistence parameter α introduced here on mainly kinematic considerations (to warrant the ballistic approximation validity). Similarly, the question of a possible phenomenological connection between both approaches in 3D-turbulence may also be addressed.
- Expression (10) shows that at short term, dispersion may still exhibit an apparent Richardson-like cubic regime $D_k^2 = g\epsilon(T_k - T_{origin})^3$, as long as a negative virtual time origin is introduced : $T_{origin} = -(D_0^2/g\epsilon)^{1/3} = -2t_0/Cg^{1/3}$, which depends on the initial separation D_0 . This justifies and validates the necessity of introducing such a negative time shift in the experiments by Ott & Mann (2000), to devise a cubic regime from the available short time measurements. This also suggests that the experimental data by Ott & Mann can be fitted with only one free parameter (namely the Richardson constant g) as the time shift T_{origin} only depends on g and the known initial separation and energy dissipation rate. It would be interesting to revisit this experimental data with this vision.
- Expression (10) has an asymptotic long-term behavior $D_k^2 = g\epsilon T_k^3$, showing that the elementary scale dependent ballistic steps, trivially build a cubic regime, independent on initial separation, *à la* Richardson. Besides, eq. (11) relates the Richardson constant g to the two parameters of the ballistic phenomenology (namely the Kolmogorov constant C and the persistence parameter α).

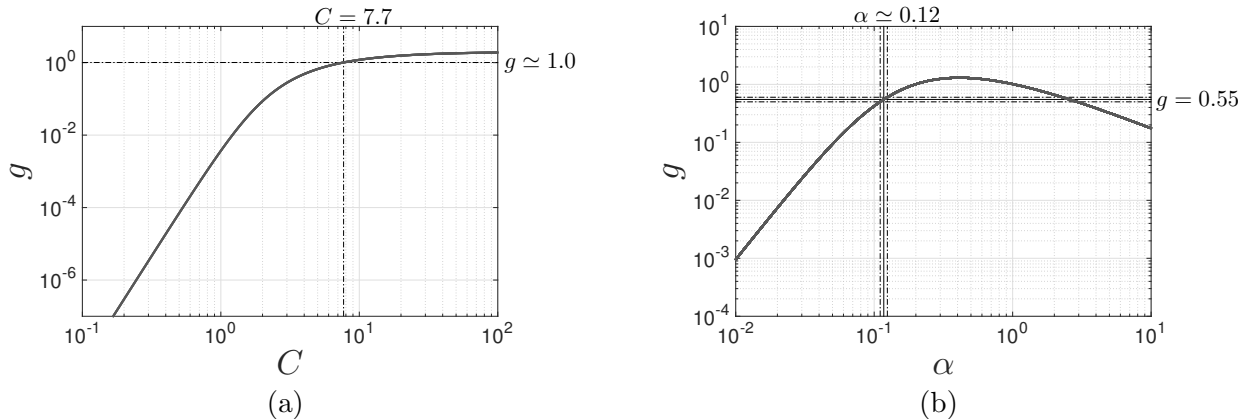


Figure 3: (a) Dependency of the Richardson constant g on the Kolmogorov constant C in the ballistic mode when the persistence parameter is fixed to $\alpha = 1$. (b) Prediction of the Richardson constant g on the persistence parameter α , when the Kolmogorov constant is fixed to $C = C^{3D} = 7.7$.

3 Results of the model and comparison with existing numerical and experimental data

First, the practical implementation of the model, requires the 2 parameters C and α to be prescribed.

3.1 Determination of relevant values of model parameters

We shall focus in the sequel on the case of 3D-turbulence, hence taking for the parameter C the value $C^{3D} = \frac{11}{3}C_2^{3D} \simeq 7.7$. Later, in section 4, we shall also briefly discuss some aspects of the inverse cascade regime of 2D-turbulence, in which case $C^{2D} = \frac{8}{3}C_2^{2D} \simeq 35.3$ will be used for C .

If we forget for a moment about the persistence parameter (hence considering the typical ballistic time scale as being simply $t_k = S_2(D_k)/2\epsilon$, assuming $\alpha = 1$, as empirically suggested by Bitane *et al.* simulations and as done in Thalabard *et al.*), relation (11) then directly connects the Richardson constant g to the Kolmogorov constant only. Figure 3a shows the predicted evolution of g as a function of C for the case $\alpha = 1$. Interestingly this figure shows that the predicted value for g when $C = C^{3D} \simeq 7.7$ is then $g^{3D} \simeq 1.0$. It is appealing that, although this value is slightly larger than the well accepted value $g^{3D} \simeq 0.5 - 0.6$, it is still a reasonable estimate considering the simplicity of the model and the lack of adjustable parameter. However, figure 3a also shows that for $\alpha = 1$, g tends asymptotically to the limit $g_\infty = 2$ as the Kolmogorov constant increases. This clearly shows a physical limit of the case $\alpha = 1$ (beyond the previous considerations requesting $\alpha < 1$ for the ballistic approximation to hold), as numerical simulations of pair dispersion in the inverse cascade regime of 2D-turbulence report values of g^{2D} larger than 2 (Boffetta & Sokolov (2002) report for instance a value $g^{2D} \simeq 3.8$ while Faber & Vassilicos (2009) report $g^{2D} \simeq 6.9$). This observation, raised by one of the anonymous referees of the first version of this article, also supports the necessity of considering the persistence parameter α .

To determine the optimal value of the persistence parameter α for the case of 3D-turbulence, we therefore use relation (11) with the value for the Kolmogorov constant prescribed to $C = C^{3D} \simeq 7.7$ and we seek for the value of α for which the well accepted value for the Richardson constant, $g = g^{3D} = 0.55 \pm 0.05$, is retrieved. Figure 3b shows the dependency of g predicted by the iterative ballistic phenomenology as a function of the persistence parameter α for $C = C^{3D} \simeq 7.7$. We see that $g \simeq 0.55 \pm 0.05$ for $\alpha \simeq 0.118 \pm 0.007$ (a second solution exists for $\alpha \simeq 2.57 > 1$ which is out of the range of validity of the ballistic approximation, requiring $\alpha < 1$ and which will therefore not be considered). The value $\alpha = 0.12$ will therefore be used in the

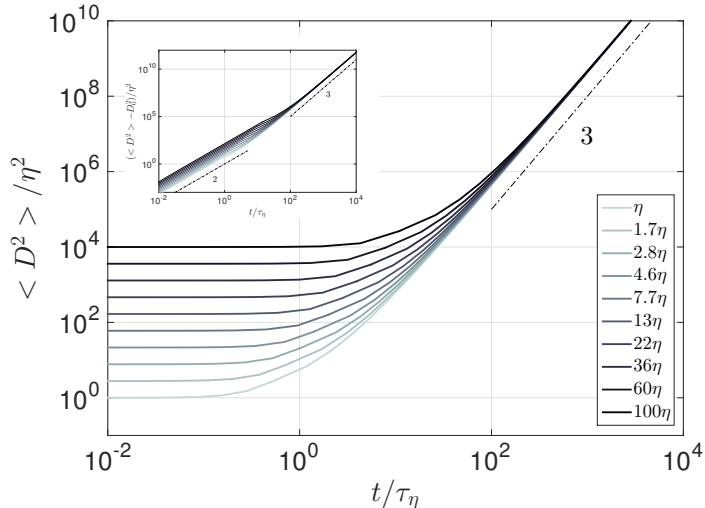


Figure 4: Growth of the mean square separation between particles predicted as the iterative scale dependent ballistic process (defined by eq. 5) propagates starting from several initial separations D_0 in the inertial range of turbulence. The mean square separation $\langle D^2 \rangle$ is normalized by the square of the dissipative scale η^2 and time is normalized by the dissipative time scale τ_η . Turbulent energy dissipation rate and dissipative scales have been chosen to match experiments in [Bourgoin *et al.* (2006)], although as shown in figure 5, the results are independent of this particular choice when the data is properly normalized. It can be seen in this plot that at long times, a dispersive regime “à la Richardson”, cubic in time and independent of initial separation, is naturally built by the iterative scale dependent ballistic process.

sequel for the persistence parameter in 3D-turbulence. It can also be noted in figure 3b that the evolution of g with α has a mild maximum around $\alpha \simeq 0.4$, so that the dependency of g on α is relatively weak in the range $0.1 < \alpha < 1$, where the Richardson spans the relatively narrow range $0.4 < g < 1.3$.

3.2 Practical implementation of the model

Let me now first illustrate the proposed ballistic cascade mechanism, in 3D turbulence, using the values $C^{3D} = 7.7$ and $\alpha = 0.12$ for parameters of the model, and with realistic numbers for the energy dissipation rate and initial separations compared to existing experiments and simulations. Concerning the energy dissipation, I use the value corresponding to the experiment by Bourgoin *et al.* (2006) at $R_\lambda = 815$: $\epsilon \simeq 6.25 \text{ m}^2\text{s}^{-3}$ (giving a dissipation scale $\eta \simeq 23 \mu\text{m}$ for a flow of water and a dissipation time scale $\tau_\eta \simeq 0.4 \text{ ms}$). Several initial separations D_0 , spanning the range $[\eta; 100\eta]$ will be considered.

Figure 4 shows the mean square separation obtained then from the iterative ballistic scheme given by eqs. (5). It can be seen that in the long term the iterative ballistic process eventually leads to a cubic super-diffusive regime “à la Richardson”, independent on the initial separation. The inset shows the same data but with the initial mean square separation D_0^2 subtracted in order to better emphasize the initial ballistic regime at short times and the transition toward the Richardson regime. Note that time t in these plots corresponds to the total discrete iteration time T_k previously defined.

In figure 4 time is non-dimensionalized using the dissipative time scale τ_η while mean square separations are non-dimensionalized using the square of dissipative scale η^2 . However, the natural scales in the iterative ballistic process proposed here are t_0 (or $t'_0 = \alpha t_0$) for the time scale and D_0 for the spatial scale. Relation (9) shows indeed that with such non-dimensionalized separations and time, the separation process only depends on the parameters C and α of the

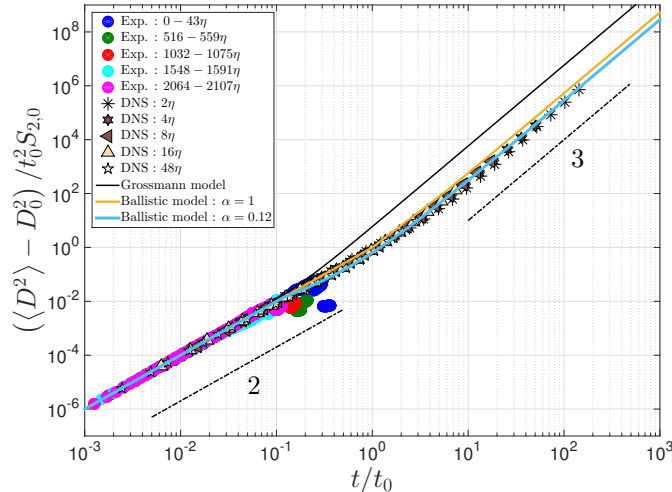


Figure 5: Growth of the mean square separation (with the initial separation subtracted) normalized by $t_0 S_2(D_0)$ as a function of time normalized by t_0 . The light blue solid line corresponds to the exact same data as in figure 4 from the ballistic model (with $C = 7.7$ and $\alpha = 0.12$), which with the present normalization collapses onto a single curve, according to relation 12. The yellow line corresponds to the prediction of the ballistic model with $C = 7.7$ and $\alpha = 1$. Colored circles correspond to experimental results for the mean square pair separation in [Bourgoin *et al.* (2006)] for different initial separations. Other symbols correspond to the mean square separation for different initial separations from the DNS by Bitane *et al.* [Bitane *et al.* (2012)]. Finally the solid black line shows the prediction from Grossmann and Procaccia model [Grossmann & Procaccia (1984); Grossmann (1990)]. Two important aspects to be noted are : (i) the limited temporal range of experimental data, which does not allow to probe the transition between the initial ballistic regime and the late Richardson cubic regime and (ii) the remarkable agreement between the ballistic model and the numerical simulations.

model, via the constant \mathcal{A} (eq. 7). For the sake of comparison with numerical results I use the same non-dimensionalization as Bitane *et al.* (2012), based on $t_0^2 S_2(D_0) = \frac{1}{2} C^3 D_0^2$ (rather than just D_0^2 , without loss of generality) for the mean square separation and on t_0 for the time. With such a choice, relation (10) for the evolution of the mean square separation simply becomes :

$$X_k^2 = \frac{g}{2} \left[\tau_k - \frac{2}{C g^{1/3}} \right]^3 \quad (12)$$

with $X_k^2 = D_k^2 / t_0^2 S_2(D_0)$ and $\tau_k = T_k / t_0$.

The light blue line in figure 5 represents the same data as in figure 4, but with this new non-dimensionalization, which now collapses the mean square separations for all initial separations into a single curve. I have also reported on the same figure the mean square separations obtained for various initial separations in the simulations by Bitane *et al.* (2012). The agreement of the iterative ballistic phenomenology compared to the numerics is almost perfect. The first interesting observation concerns the collapse of the numerical data with this normalization (as already noted by Bitane *et al.* (2012)) which is perfectly reproduced by the present phenomenology. Besides, not only the global trend of the mean square separation evolution is very well described by the model (both for short and long term regimes), but some subtler details are also well captured. For instance, as in the simulation, the transition between the early Batchelor regime and the Richardson regime is robustly found to occur around $t = t_0$, even if the duration of the initial ballistic iteration is $t'_0 = \alpha t_0$ (hence significantly smaller than t_0 in the present case). A mild slowing down of the ballistic separation for $t \lesssim t_0$ (prior to the transition towards the cubic regime), present in the simulations is also captured by the iterative ballistic model.

For comparison, figure 5 also shows the prediction of the ballistic model, with unity persistence parameter $\alpha = 1$, hence taking $t'_k = t_k = S_2(D_k)/2\epsilon$ as the characteristic time of the fundamental ballistic process (as originally proposed by Bitane *et al.* (2012) and in the line of the implementation of the ballistic phenomenology by Thalabard *et al.*). It is interesting to note, that although the long term separation is then slightly over-estimated (as a result of the Richardson constant being $g = 1.0$ in the model with $\alpha = 1$ as previously discussed, instead of $g \simeq 0.55$), the global picture for the mean-square separation is still relatively well captured, with no other additional adjustable parameter in this case than the Kolmogorov constant. Overall, the global picture of the temporal growth of the mean-square separation in the present ballistic phenomenology is not very sensitive to the specific value of the persistence parameter (as long as we remain in the range $0.1 < \alpha < 1.0$): when the persistence parameter is varied in the range $0.1 < \alpha < 1.0$ the Batchelor to Richardson transition is always observed to occur for times around t_0 , with a Richardson constant restricted to the range $0.4 < g < 1.3$ (see figure 3b), reasonable compared to the well accepted value of 0.55. The choice $\alpha \simeq 0.12$, remains however optimal in terms of quantitative comparison with available numerical data for the mean square separation.

Figure 5 also reports the prediction for the mean square separation of particle pairs from an alternative model of turbulent relative dispersion, proposed by Grossmann & Procaccia in 1984 (Grossmann & Procaccia (1984); Grossmann (1990)). This model relies on a mean field approach of Navier-Stokes equation and a phenomenological closure assumption to predict the evolution of the mean square separation of pairs of particles (with initial separation within inertial scales of turbulence) as follows :

$$\left\langle (\vec{D} - \vec{D}_0)^2 \right\rangle = \left(D_0^{4/3} + \frac{2}{3} C \epsilon^{2/3} t^2 \right)^{3/2} - D_0^2 \quad (13)$$

whose long time approximation asymptotically reaches a cubic Richardson regime $\langle (\vec{D} - \vec{D}_0)^2 \rangle = g' \epsilon t^3$ with $g' = \left(\frac{2}{3} C\right)^{3/2}$. Interestingly this model also proposes a direct connection between the Richardson and the Kolmogorov constant C . However, although the prediction given by eq. (13) and shown in figure 5 captures correctly the initial ballistic separation, it significantly anticipates the transition towards the Richardson regime which occurs much earlier than in the DNS or the iterative ballistic phenomenology proposed, what results in a significant over-estimation of the actual mean-square separation at long times. This sooner transition is related to the over-estimation of the Richardson constant in Grossmann & Procaccia's model : $g' = \left(\frac{2}{3} C\right)^{3/2} \simeq 12$ (with $C = 7.7$), what is much larger than the well accepted value $g \simeq 0.55$.

Finally, I have also superimposed in figure 5 the mean square separation of pairs measured in high resolution particle tracking experiments by Bourgoin *et al.* (2006). In those experiments, only the Batchelor ballistic regime was reported, while no hint of Richardson regime was detected. Figure 5 emphasizes a possible reason for the failure in experiments to observe the Richardson regime : the longest experimental tracks did not exceed a few tenth of t_0 while the separation needs to be tracked for at least a few t_0 to reasonably detect the transition toward the cubic regime. A simple possible strategy to improve the chances to observe the cubic regime in experiments would simply consist in better controlling the injection of particle pairs in order to achieve sufficiently small initial separations, hence reducing the time t_0 required for the transition to occur within experimentally accessible tracking time.

4 Temporal asymmetry of turbulent dispersion

As pointed in the introduction, a noticeable feature of turbulent dispersion is the temporal asymmetry. This means that backward and forward dispersion operate at different rates, as pointed by Sawford *et al.* (2005). In 3D turbulence, backward dispersion has for instance been

shown numerically and experimentally to operate twice as fast as forward dispersion (see Berg *et al.* (2006); Bragg *et al.* (2014)). In the inverse cascade regime of 2D turbulence, the opposite trend was reported by Faber & Vassilicos (2009).

In its present formulation, the iterative ballistic phenomenology is completely time-reversible as the elementary ballistic process in eq. (1a) at each scale is quadratic in time and hence fully reversible under the transformation $t \rightarrow -t$. I propose in this section a simple extension of the iterative ballistic phenomenology to address the question of time asymmetry.

4.1 A ballistic cascade phenomenology

Time irreversibility can be simply introduced by pushing up to third order the Taylor expansion leading to the elementary ballistic process (1a), as already presented in eq. (4). When pushed to third order, the iterative scheme (5), giving the growth of pair separation at iteration between the k^{th} and the $(k+1)^{\text{th}}$ iteration then becomes :

$$D_{k+1}^2 = D_k^2 + S_2(D_k)t_k'^2 + S_{au}(D_k)t_k'^3, \quad (14)$$

where $S_{au}(r) = \langle \delta_{\vec{r}}\vec{a} \cdot \delta_{\vec{r}}\vec{u} \rangle$ is the crossed velocity-acceleration structure function.

The relevance of considering the cubic term in the iterative process is also supported by the fact that in the practical implementation of the iterative ballistic phenomenology discussed in the previous section, the optimal value for the persistence parameter α was found to be of the order of 0.1, while as discussed in section 2.2 neglecting completely the third order term would require $\alpha \ll 1$. With $\alpha \simeq 0.1$, the cubic term can still be expected to contribute of the order of 10% to the quadratic separation at each iteration step. It is therefore reasonable to consider a possible corrective contribution of third order effects in the ballistic phenomenology.

From a physical point of view, the third order term has a clear energetic interpretation. As discussed in section 2.2, the crossed velocity-acceleration structure function $\langle \delta_{\vec{r}}\vec{a} \cdot \delta_{\vec{r}}\vec{u} \rangle$ in 3D turbulence is predicted to be -2ϵ (at all inertial scales), and hence solely related to the energy dissipation rate ϵ . If we were discussing single particle issues (instead of particle pairs) this would be simply understood as a dissipative correction of the average ballistic motion of the particle, as $\langle \vec{a} \cdot \vec{u} \rangle = \frac{1}{2} \left\langle \frac{du^2}{dt} \right\rangle$ is indeed the average dissipation of particle kinetic energy along its Lagrangian path. When the relative motion of particles in a pair is considered, the physical meaning of the crossed velocity-acceleration structure function $S_{au} = \langle \delta_{\vec{r}}\vec{a} \cdot \delta_{\vec{r}}\vec{u} \rangle$ is however somehow subtler. S_{au} can indeed be analytically related to the third order velocity structure function (and hence to the energy cascade accross scales) directly from Navier-Stokes equation, such that under local stationarity and homogeneity assumptions (see for instance Mann *et al.* (1999); Hill (2006)) :

$$2 \langle \delta_{\vec{r}}\vec{a} \cdot \delta_{\vec{r}}\vec{u} \rangle = \vec{\nabla} \cdot \langle \delta_{\vec{r}}\vec{u} \delta_{\vec{r}}\vec{u} \cdot \delta_{\vec{r}}\vec{u} \rangle. \quad (15)$$

In 3D turbulence, $\vec{\nabla} \cdot \langle \delta_{\vec{r}}\vec{u} \delta_{\vec{r}}\vec{u} \cdot \delta_{\vec{r}}\vec{u} \rangle = -4\epsilon$ (what is an exact relation and an alternative version of the Karman-Howarth-Monin relation under local homogeneity and isotropy assumptions Frisch (1995)), what retrieves the relation $S_{au}^{3D} = -2\epsilon$ previously mentioned for the case of 3D turbulence. The negative sign in these relations reflects the fact that in 3D turbulence the energy cascade at inertial scales is a *direct cascade* (energy flows from large to small scales).

Conversely, in the inverse cascade of 2D turbulence $\vec{\nabla} \cdot \langle \delta_{\vec{r}}\vec{u} \delta_{\vec{r}}\vec{u} \cdot \delta_{\vec{r}}\vec{u} \rangle = +4\epsilon$ (Lindborg (1999)), what leads then to $S_{au}^{2D} = +2\epsilon$. The positive sign referring now to the *inverse* nature of the energy cascade.

The crossed velocity-acceleration structure function therefore carries the signature of the energy flux accross scales. In the present context of pair dispersion, the cubic term in eq. (14) should therefore be seen as the Lagrangian signature of the energy flux due to the relative motion (relative velocity and relative acceleration) of particles separating from a given scale to larger scales. The negative sign in the relation $S_{au}^{3D} = -2\epsilon$ in 3D can be interpreted as the fact that in the forward dispersion process, as particles separate (from small to large scales), they

climb the energy cascade “upstream”, *against* the energy flux (which flows from large to small scales in the direct 3D cascade), while in the backward case separation pair separation climbs the cascade downstream, *with* the energy flux. The scenario is reversed in the inverse cascade of 2D turbulence.

The time asymmetry introduced by the third order correction to the ballistic process in the extended iterative phenomenology therefore accounts, in the Lagrangian framework of pair dispersion, for the scale asymmetry of energy flux in the turbulent cascade. We shall therefore refer to this extension as the *ballistic cascade phenomenology*.

We can note, that when the relation $S_{au}^{3D} = -2\epsilon$ (for 3D turbulence) is reported in the elementary short term separation process given by eq. (4) (or by eq. 14), we find that for short times, the short term separation is naturally dominated by the ballistic (quadratic) contribution, with a third order temporal asymmetry such that the difference between short term forward and backward separation is $\langle D^2 \rangle(-t) - \langle D^2 \rangle(t) = 4\epsilon t^3$ (in 3D turbulence). This corresponds to the short term cubic in time asymmetry of relative dispersion recently investigated by Jucha *et al.* (2014). We will show here (in next sub-section) that the iterative propagation of this short term asymmetry also builds the long-term asymmetry, in quantitative agreement with previous studies for the Richardson regime asymmetry. Such a connection between the short term and long term asymmetry still remained to be established, as pointed by Jucha *et al.* (2014).

4.2 Explicit formulation of the ballistic cascade phenomenology

The extended phenomenology can be explicitly implemented as follows

$$D_{k+1}^2 = D_k^2 + S_2(D_k)t_k'^2 + S_{au}t_k'^3 \quad \text{with} \quad \begin{cases} S_2(D_k) = C\epsilon^{2/3}D_k^{2/3} \\ S_{au} = C_{au}2\epsilon \\ t_k'(D_k) = \alpha t_k = \alpha S_2(D_k)/2\epsilon \end{cases}, \quad (16)$$

where the asymmetry coefficient $C_{au} = \pm 1$ depending on the inverse or direct nature of the energy cascade ($C_{au}^{3D} = -1$ for the 3D cascade in 3D turbulence and $C_{au}^{2D} = +1$ for the inverse cascade in 2D turbulence). I also recall the values for the Kolmogorov constant (previously discussed in section 3.2) : $C^{3D} = 7.7$ and $C^{2D} = 35.3$.

Time asymmetry between forward and backward dispersion can then be simply considered by changing $t_k' \rightarrow -t_k'$ (what only affects the third order term in (16)) or equivalently by reversing the sign of C_{au} when propagating the iterative scheme. The following table specifies the values to be used for the asymmetry parameter C_{au} for the different cases :

	C_{au}	
	3D (direct cascade)	2D (inverse cascade)
forward	-1	+1
backward	+1	-1

4.3 From short term asymmetric ballistic dispersion to long term asymmetric Richardson dispersion

As for the case of the purely ballistic model discussed in section (2.4), the new iterative scheme can be explicitly solved by substituting the expressions for S_2 , S_{au} and t_k' into the iterative relation in (14). Since S_{au} does not depend on the separation D_k , the solution is straightforward, and leads to a geometric progression for D_k^2 and t_k' , analog to the previous relations (17a) and (17b) :

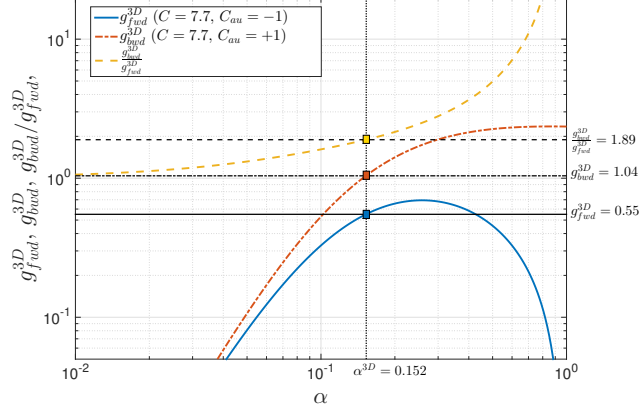


Figure 6: Dependency of the Richardson constant predicted by the ballistic cascade model (with third order term correction, eq. 16) for the forward and backward dispersion problem in direct cascade 3D turbulence, as a function of the persistence parameter. The plot shows the forward Richardson constant g_{fwd}^{3D} (plain blue line), the backward Richardson constant g_{bwd}^{3D} (red dot-dashed line) and the ratio $g_{bwd}^{3D}/g_{fwd}^{3D}$ (yellow dashed line). The vertical dot line emphasizes the optimal value for the persistence parameter, determined as the smallest value of this parameter for which the forward Richardson constant predicted by the model matches the values in the litterature ($g_{fwd}^{3D} \simeq 0.55$). The horizontal lines emphasize the corresponding values for the forward and backward Richardson constants, as well as for the ratio $g_{bwd}^{3D}/g_{fwd}^{3D}$ (these values are reported on the right side of the plots).

$$\begin{cases} D_k^2 = \mathcal{A}'^k D_0^2, & (17a) \\ t'_k = \mathcal{A}'^{k/3} t'_0. & (17b) \end{cases}$$

with

$$\mathcal{A}' = 1 + \frac{\alpha^2 C^3}{4} (1 + C_{au} \alpha). \quad (18)$$

Note that setting $C_{au} = 0$ (hence neglecting the third order term) naturally retrieves $\mathcal{A}' = \mathcal{A} = 1 + \frac{\alpha^2 C^3}{4}$ (as given by eq. 7 for the purely ballistic model).

The temporal evolution of the mean square separation can therefore be written with an analogous formulation as eqs. (10) & (11)

$$D_k^2 = g\epsilon \left[T_k + \left(\frac{D_0^2}{g\epsilon} \right)^{1/3} \right]^3 \quad (19)$$

with

$$g = \left[2 \frac{\mathcal{A}'^{1/3} - 1}{\alpha C} \right]^3 = \left[2 \frac{(1 + \frac{\alpha^2 C^3}{4} (1 + C_{au} \alpha))^{1/3} - 1}{\alpha C} \right]^3 \quad (20)$$

As a result, the third order corrected model behaves exactly as the purely ballistic model, except for the relation between the Richardson constant and the model parameters which now includes an α^3 corrective term in the expression of the constant \mathcal{A}' (eq. 18), associated to the asymmetry coefficient C_{au} .

4.4 Forward vs Backward dispersion

I consider here the practical implementation of the ballistic cascade phenomenology, exploring the consequences in terms of temporal asymmetry of the dispersion process in the direct cascade of 3D turbulence and the inverse cascade regime of 2D turbulence.

4.4.1 The case of direct cascade in 3D turbulence

Figure 6a represents the dependency on the persistence parameter α of the Richardson constant as predicted by the ballistic cascade phenomenology given by relation (20) for the case of 3D turbulence ($C = 7.7$) in the forward ($C_{au} = -1$) and backward ($C_{au} = +1$) situations (g_{fwd}^{3D} and g_{bwd}^{3D} are respectively the 3D-forward and 3D-backward Richardson constants). The figure also shows the ratio $g_{bwd}^{3D}/g_{fwd}^{3D}$ as a function of α . This ratio is found to be always larger than unity, what shows that for a given value of the persistence parameter, the backward dispersion in 3D turbulence always operates faster than forward dispersion, in qualitative agreement with experiments and simulations by Berg *et al.* (2006). In the context of the present phenomenology, the faster separation in the backward case compared to the forward case is directly related to the positiveness and negativeness of C_{au} in each respective situation. The positive value of C_{au} in the backward case, results in an enhancement of the separation due to the positive third order corrective term in 16 which accelerates *in fine* the long term cubic separation compared to the case of the purely ballistic iterative phenomenology. On the contrary, the negative value of C_{au} for the forward case results in the reduction of the separation due to the negative third order corrective term, which decelerates the long term cubic separation compared to the purely ballistic iterative phenomenology.

The comparison with experiments and simulations by Berg *et al.* (2006) can be pushed to a quantitative level by considering the optimal value of the persistence parameter, for which $g_{fwd}^{3D} = 0.55$ (the well accepted value for the forward dispersion problem). It can be seen in figure 6a that two values of α satisfy this condition, one around 0.15, the other around 0.42. There is no *a priori* obvious choice to select one or the other of these values, except that the validity of the short term Taylor expansion for the mean square separation (which is the starting point of the present phenomenology) is expected to be more robust for shortest times, what tends to prefer the smallest compatible value for the persistence parameter. We will therefore take $\alpha \simeq 0.15$ as the optimal value for the persistence parameter, compatible with the well accepted value $g_{fwd}^{3D} = 0.55$. Figure 6a then shows that the corresponding value for the backward Richardson constant is $g_{bwd}^{3D} \simeq 1.04$, leading to a ratio $g_{bwd}^{3D}/g_{fwd}^{3D} \simeq 1.9$, in good quantitative agreement with the experiments and simulations by Berg *et al.* (2006) and with the more recent simulations by Bragg *et al.* (2014), who all find a ratio $g_{bwd}^{3D}/g_{fwd}^{3D} \simeq 2$.

4.4.2 The case of inverse cascade in 2D turbulence

Figure 6b represents the dependency on the persistence parameter α of the Richardson constant as predicted by the ballistic cascade phenomenology for the case of 2D turbulence ($C = 35.3$) in the forward ($C_{au} = +1$) and backward ($C_{au} = -1$) situations (g_{fwd}^{2D} and g_{bwd}^{2D} are respectively the 2D-forward and 2D-backward Richardson constants). The figure also shows the ratio $g_{bwd}^{2D}/g_{fwd}^{2D}$ as a function of α . This ratio is found to be always smaller than unity, what shows that for a given value of the persistence parameter, the backward dispersion in the inverse cascade regime of 2D turbulence always operates slower than forward dispersion, in qualitative agreement with the numerical simulations by Faber & Vassilicos (2009). This trend is the opposite than in 3D turbulence, what is directly related to the fact that C_{au} has opposite sign for the inverse and direct cascade situations.

For a more quantitative analysis of the 2D case, we proceed as previously by determining the optimal value of the persistence parameter α compatible with reported values for the forward

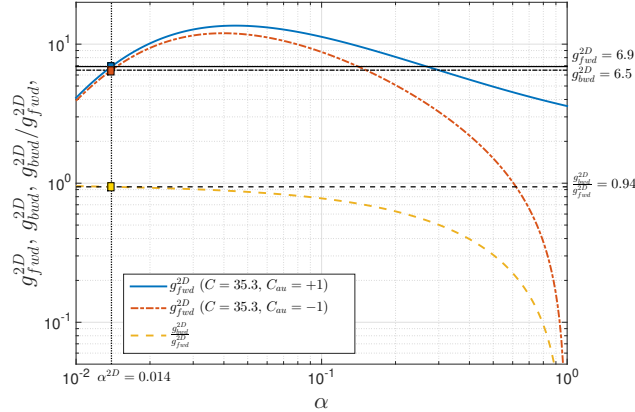


Figure 7: Same as figure 6, but for the case of 2D inverse cascade. The optimal value for the persistence parameter, is here determined as the smallest value for which the forward Richardson constant predicted by the model matches the value in Faber & Vassilicos (2009) ($g_{fwd}^{2D} \simeq 6.9$).

Richardson constant g_{fwd}^{2D} . As discussed in the introduction, values for g_{fwd}^{2D} in the literature still span a broad range. Experiments by Jullien *et al.* (1999) suggest $g_{fwd}^{2D} \simeq 0.55$, while numerical simulations by Boffetta & Sokolov (2002) and by Faber & Vassilicos (2009) report $g_{fwd}^{2D} \simeq 3.8$ and $g_{fwd}^{2D} \simeq 6.9$ respectively. For the sake of the present discussion, I will consider the value proposed by Faber & Vassilicos ($g_{fwd}^{2D} \simeq 6.9$) as this study also addresses explicitly and quantitatively the comparison between forward and backward dispersion in the inverse cascade regime of 2D turbulence. Figure 6b shows that, as for the 3D case, two possible values of α are compatible with the value $g_{fwd}^{2D} \simeq 6.9$, one around 0.014, the other around 0.27. As for the 3D case, the smallest of these values is chosen, ensuring a better validity of the Taylor expansion for the short term evolution of the mean square separation. We then find that the backward Richardson constant is only slightly smaller than the forward constant, $g_{bwd}^{2D} \simeq 6.5$, with a ratio $g_{bwd}^{2D}/g_{fwd}^{2D} \simeq 0.94$ in excellent agreement with simulations by Faber & Vassilicos who report $g_{bwd}^{2D}/g_{fwd}^{2D} = 0.92 \pm 0.03$.

5 Conclusions

5.1 Summary of main results

The iterative ballistic phenomenology approach for turbulent pair separation described in this article presents a simple, robust and intuitive phenomenology which gives a physically sound mechanism accurately describing the overall pair separation scenario, from the short-term ballistic regime (Batchelor regime) to the celebrated Richardson super-diffusive long-term regime of turbulent relative dispersion. In its simplest formulation, the important physical ingredients in the model are : (i) a short term ballistic growth of the mean square separation of particle pairs, with a growth rate given by the second-order Eulerian structure function of the carrier flow (eq. 1a), (ii) the usual K41 scaling for the second order Eulerian structure function at inertial scales (given by eq. 3) to account for the scale dependency of the ballistic growth rate and (iii) a scale dependent duration of the elementary ballistic process, also given by K41 scalings. The combination of these ingredients leads to a scale-dependent-short-term ballistic process for the mean square separation at each given scale. In this process the scale dependency appears both in the duration of the ballistic regime and in the ballistic growth rate. The existence such a short term ballistic regime is extremely robust : (i) the quadratic growth of mean square separation, related to the second order structure function S_2 (eq. 1a), is a purely kinematic relation (valid

beyond the sole frame of turbulence), (ii) the validity of K41 scaling for S_2 is a longstanding result of turbulence research (small intermittency corrections could however be included in a refined version of the present model) and (iii) the short term growth of the mean square separation of particle pairs has been shown in previous experimental and numerical studies to follow very precisely the ballistic relation (1a) with the usual K41 scaling for S_2 and with durations of the ballistic regime also given by K41 scalings (Bourgoin *et al.* (2006); Bitane *et al.* (2012)). From there, the proposed phenomenology simply consists in propagating iteratively across scales this scale-dependent-short-term elementary ballistic process. Only two parameters enter into play in this iterative phenomenology : (i) the Kolmogorov constant C which characterizes the ballistic growth rate at scale r via the second order structure function $S_2(r) = C\epsilon^{2/3}r^{2/3}$ and (ii) the persistence parameter α which characterizes the duration of the ballistic regime at scale r , $t(r) = \frac{\alpha C}{2}\epsilon^{-1/3}r^{2/3}$. Note that the persistence parameter α is the only adjustable parameter of this model, as for the Kolmogorov constant we use the well accepted values of the literature.

This simple phenomenology reproduces accurately the overall behavior of mean square separation of turbulent relative dispersion. The short term ballistic Batchelor regime is obviously well described. More interestingly the transition towards the cubic Richardson regime is also well captured, with an explicit connection between the Richardson constant, the Kolmogorov constant and the persistence parameter (eq. 11). An interesting aspect of the phenomenology is that the Richardson regime (cubic in time and scale independent) naturally builds itself simply from successive scale dependent ballistic processes. We can also point that although the physical phenomenology is different, this process exhibit interesting analogies with the model proposed by Goto & Vassilicos (2004) for pair dispersion in 2D turbulence.

If the persistence parameter is taken simply equal to 1, as heuristically suggested by Bitane *et al.* (2012) simulations (where the transition between the Batchelor and Richardson regime is observed to occur around $t_0 = \frac{C}{2}\epsilon^{-1/3}r^{2/3}$), and as done by Thalabard *et al.* (2014) in a similar iterative phenomenology, the Richardson constant g is then directly related to the Kolmogorov constant C only. For the case of 3D turbulence ($C = 7.7.$) we then find $g = 1.0$. Although slightly larger than the well accepted value $g = 0.5 - 0.6$, this is still a reasonable estimate considering the absence of any additional adjustable parameter.

Nevertheless, as discussed in section 2.2 the assumption $\alpha = 1$ for the persistence parameter is not compatible with the ballistic approximation, which requires $\alpha < 1$ (and more likely $\alpha \ll 1$), and has only a heuristic justification based on the time scale reported in simulations for the Batchelor to Richardson regime transition. The strategy in the present work has therefore been to use the relation (11) between the Richardson constant, the Kolmogorov constant and the persistence parameter to determine the optimal value of α , for which the well accepted value of the Richardson constant is recovered. When several values of α satisfy this condition, the smallest value is preferred, to ensure a better validity of the ballistic approximation. For the case of 3D turbulence, the optimal value is $\alpha = 0.12$. The predicted evolution of the mean square separation predicted by the iterative ballistic phenomenology is then in perfect quantitative agreement with numerical simulations by Bitane *et al.* (fig. 5), whatever the initial separation (at inertial scales) for the overall dispersion process. In particular, the collapse of the numerical data at different initial separations is well captured as well as transition time between the Batchelor and the Richardson (which is found indeed to eventually occur around $t = t_0 = \frac{C}{2}\epsilon^{-1/3}r^{2/3}$), and more subtle trends as the slight deceleration of separation growth just before the transition toward the Richardson regime.

Another interesting point predicted by the present phenomenology is that the separation growth can be written in a Richardson-like form at all times, but with a negative virtual time origin (eq. 10), what gives support to the methodology by Ott & Mann (2000) to extract the value of the Richardson constant from relatively short term experimental data of relative dispersion. Besides eq. (10) predicts a simple connection between the virtual time origin, the Richardson constant and the initial separation of pairs, which may be used to reinterpret the virtual time

origin determined experimentally.

Finally, a further extension of the model has been proposed to address the question of temporal asymmetry, which is a wellknown feature of turbulent relative dispersion. The pure ballistic phenomenology is time reversible, as it only involves the square of time at all iteration steps. To introduce temporal asymmetry, the Taylor expansion leading to the short term ballistic growth for the mean square separation is pushed to the next order, taking into account the third order corrective term, which involves the crossed velocity-acceleration structure function $S_{au}(\vec{r}) = \langle \delta_{\vec{r}} \vec{a} \cdot \delta_{\vec{r}} \vec{u} \rangle$. This term is analytically connected, via the Navier-Stokes equation, to the third order structure function of the velocity field, and carries the signature of the energy cascade (its value is $S_{au}(\vec{r})^{3D} = -2\epsilon$ for 3D direct cascade and $S_{au}(\vec{r})^{2D} = +2\epsilon$ for 2D inverse cascade). The present extension of the model has been shown to accurately account for temporal asymmetry reported in experiments and simulations of 3D turbulence (with a direct energy cascade) and in simulations of 2D turbulence (in the inverse cascade regime). In particular, the value of the forward and backward Richardson constants (and their ratio) are quantitatively in agreement with those studies with the persistence parameter as only adjustable parameter. Furthermore, the fact that in 3D turbulence backward dispersion is faster than forward, while the opposite trend is reported for the inverse cascade of 2D turbulence, is explicitly explained in the present phenomenology as the signature of the energy cascade, carried by the thir order term via S_{au} , in agreement with the conjecture by Faber & Vassilicos (2009).

5.2 Final discussion

To finish I would like to highlight two important conceptual consequences of the present phenomenology and a few of the several further studies that can be envisaged for the present ballistic phenomenology :

- An important consequence of the present iterative ballisitic phenomenology concerns the links that it builds between the Lagrangian framework (inherent to the relative dispersion problem) and the Eulerian framework of turbulence. In the present phenomenology the overall process of particle relative dipersion is, to the leading order, controlled by the Eulerian second order structure function (or equivalently the Eulerian energy spectrum). The iterative ballisitic approach shows indeed that second order Eulerian statistics not only control the short term ballistic separation at each scale, but are also eventually responsible for the emergence of the cubic Richardson regime as a result of the iteration of the ballistic events. Furthermore, the extended version of the phenomenology (including third order terms), relates the temporal asymmetry of relative dispersion to third order Eulerian statistics, and hence to the energy flux accross scales. This justifies the appellation *ballistic cascade phenomenology* chosen for this approach. Furthermore, the iterative phenomenology shows that the temporal asymmetry of turbulent relative dispersion can be quantitatively interpreted simply in terms of inverse *vs* direct energy cascade, as stipulated by Faber & Vassilicos (2009). Besides, the iterative phenomenology simply connects the short term asymmetry of pair dispersion (given by eq. (14) or eq. (4), and already studied for instance by Jucha *et al.* (2014)) to the long term asymmetry (characterized by different values for the forward and the backward Richardson constant). Such a connection still remained to be established, as pointed by Jucha *et al.*. In particular, the ballisitic cascade phenomnology shows that both, short term and long term asymmetry of pair dispersion, can be simply interpreted as a Lagrangian signature of the asymmetry of energy flux accross scales in the Eulerian framework.
- Another interesting remark concerns the fact that the present ballistic phenomenology also offers a new paradigmatic frame to reinterpret what was originally addressed by Richardson as a scale dependent diffusion coefficient (with $K(D) \propto D^{4/3}$, such that the mean

square separation at a given scale D grows, locally, linearly in time as $\langle D^2 \rangle \propto K(D)t$. Richardson drew this conclusion by a short time, scale by scale, analysis of local diffusion properties over a wide range of phenomena, from diffusion of oxygen into nitrogen, to the diffusion of cyclones in the atmosphere (Richardson (1926)). It is now accepted that his derivation of the 4/3rd law was at the same time fortuitous and the result of Richardson's unique intuition (Sawford (2001)). However no robust physical ground support such a scale dependent diffusive scenario. The phenomenology presented here proposes a change of paradigm where the scale dependent *diffusive process* is replaced by a scale dependent *ballistic process*. Besides the ballistic phenomenology also explains why a short time scale by scale analysis can lead to an *apparent* scale dependent diffusive process. The elementary ballistic step given by eq. (5) shows that the square separation at each iteration grows by $(D_{k+1}^2 - D_k^2) = S_2(D_k)t_k'^2$ what can be rewritten as $[S_2(D_k)t_k']t_k' = \frac{\alpha C}{2}\epsilon^{1/3}D_k^{4/3}t_k'$. The short term growth of the mean square separation, can therefore be equivalently interpreted as a scale dependent normally diffusive process with a diffusion coefficient $K(D) = \frac{\alpha C}{2}\epsilon^{1/3}D^{4/3}$, precisely following Richardson's "4/3rd" law.

- As discussed in section 2.1, an important approximation of the iterative scheme, concerns the fact that the estimation of the duration $t_k'(D_k)$ of each iteration step and of the ballistics growth rate is done based only on the mean square separation D_k^2 , but does not take into account the fact that separations spread over a whole statistical distribution. In spite of this approximation, the results presented here show *a posteriori* that the model behaves extremely well to predict the evolution of the mean square separation. A first test to probe *a priori* the relevance of this approximation can be done using the measured (experimentally or numerically) statistics of particles relative dispersion, in order to estimate the evolution of the width of the statistical distribution of the square separation (which can be estimated from the flatness of the distribution). The approximation can be assumed to be valid as long as this width remains small compared to the mean square separation itself. Beyond this simple verification, it is also possible to imagine to implement a similar iterative approach for higher order moments (and not only for the mean square separation), what should then involve higher order velocity structure functions. A short term ballistic relation equivalent to eq. 1a can indeed be written at all orders: $\langle (\vec{D} - \vec{D}_0)^n \rangle = \langle (\delta_{\vec{D}_0} \vec{u})^n \rangle t^n$ (where we define $\vec{X}^{2m} = |\vec{X}|^{2m}$ and $\vec{X}^{2m+1} = |\vec{X}|^{2m} \vec{X}$). This relates the short term evolution of the statistical moments of particle pair separation to same order Eulerian structure functions. The possibility to apply a similar iterative scheme at all orders, hence also addressing intermittency corrections to the relative dispersion problem, will be investigated in future studies.
- Many situations of practical interest for turbulent dispersion issues concern non-homogeneous flows. This is the case for instance for the dispersion of pollutants in the atmospheric boundary layer. Extending the present phenomenology to the case of non-homogeneous turbulence is therefore also of relevant interest. This would involve several important steps forward. One aspect concerns taking into account inhomogeneities of the velocity field, to account for instance for the dependency of the second order structure function not only on the pair separation, but also on the pair position. Another aspect concerns the approximation, also discussed in section 2.1, which consists in neglecting the term $\langle \vec{D}_0 \cdot \delta_r \vec{u} \rangle$, in order to apply the elementary ballistic growth to $\langle D^2 \rangle - \langle D_0^2 \rangle$ instead of $\langle (\vec{D} - \vec{D}_0)^2 \rangle$. This approximation has been shown to fail, at very short times, in non-homogeneous experimental flows (Ouellette *et al.* (2006)). It can be shown that keeping this term, adds a short term linear contribution to the growth of the mean square separation compared to the ballistic scenario considered here. This will tend to add a

short term normally diffusive-like contribution. The extension to non-homogeneous situations will therefore probably require to investigate the relative importance of this linear contribution compared to the ballistic contribution.

- The physical origin of the persistence parameter, which controls the statistical duration of each ballistic step remains to be clarified. The analogy with the model by Goto & Vassilicos (2004) suggests a possible interpretation in the case of 2D, in terms of the probability to encounter hyperbolic stagnation points. More generally, it would be interesting to investigate possible connections with the idea of delay times, recently proposed by Rast & Pinton (2011) to possibly play a leading role in turbulent pair dispersion.
- The present ballistic phenomenology goes beyond the sole frame of turbulent dispersion, as it shows that super-diffusion is not an exclusive feature of turbulence. Pairs separating super-diffusively can be simply driven by pure ballistic processes, as soon as the timing and/or the ballistic growth rate is controlled scale by scale. This shows the way towards new possible strategies to enhance dispersion in non turbulent flows, where efficient mixing is difficult to achieve. This is the case for instance in micro-fluidic devices, where the ability to control and tune phoretic mechanisms (as diffusiphoresis (Abecassis *et al.* (2008)), thermophoresis, chemotaxis, photophoresis, etc.) could be efficiently used to drive a ballistic cascade of the motion of colloidal particles, macro-molecules, bacteria, etc., in order to promote their super-dispersion.

Acknowledgements

I would like to acknowledge Yves Gagne and Frédéric Moisy for useful discussions. I am also thankful to fruitful suggestions from the anonymous referees. This work has received financial support from the French National Research Program ANR-12-BS09-0011 TEC2. The laboratory LEGI is part of the LabEx Tec 21 (Investissements d'Avenir - grant agreement nANR-11-LABX-0030. The author is member of the International Collaboration for Turbulence Research.

References

- ABECASSIS, B, COTTIN-BIZONNE, C, YBERT, C, AJDARI, A & BOCQUET, L 2008 Boosting migration of large particles by solute contrasts. *Nature Materials* **7** (10), 785–789.
- BATCHELOR, G K 1950 The application of the similarity theory of turbulence to atmospheric diffusion. *Quarterly Journal of the Royal Meteorological Society* **76** (328), 133–146.
- BERG, JACOB, LÜTHI, BEAT, MANN, JAKOB & OTT, SØ REN 2006 Backwards and forwards relative dispersion in turbulent flow: An experimental investigation. *Physical Review E* **74** (1), 016304.
- BIFERALE, L, BOFFETTA, G, CELANI, A, DEVENISH, B J, LANOTTE, A & TOSCHI, F 2005 Lagrangian statistics of particles pairs in homogeneous isotropic turbulence. *Physics of Fluids* **17**, 115101.
- BITANE, REHAB, HOMANN, HOLGER & BEC, JÉRÉMIE 2012 Time scales of turbulent relative dispersion. *Physical Review E* **86** (4), 045302.
- BOFFETTA, G, DE LILLO, F & MUSACCHIO, S 2002 Lagrangian statistics and temporal intermittency in a shell model of turbulence. *Physical Review E* **66** (6, Part 2).

- BOFFETTA, GUIDO & ECKE, ROBERT E. 2012 Two-Dimensional Turbulence. *Annual Review of Fluid Mechanics* **44** (1), 427–451.
- BOFFETTA, G. & SOKOLOV, I. M. 2002 Statistics of two-particle dispersion in two-dimensional turbulence. *Physics of Fluids* **14** (9), 3224–3232.
- BOURGOIN, MICKAEL, OUELLETTE, NICHOLAS T, XU, HAITAO, BERG, JACOB & BODENSCHATZ, EBERHARD 2006 The role of pair dispersion in turbulent flow. *Science* **311** (5762), 835–838.
- BRAGG, ANDREW D., IRELAND, PETER J. & COLLINS, LANCE R. 2014 Forward and backward in time dispersion of fluid and inertial particles in isotropic turbulence. *arXiv:1403.5502 [physics.flu-dyn]* p. 30.
- FABER, T. & VASSILICOS, J. C. 2009 Turbulent pair separation due to multiscale stagnation point structure and its time asymmetry in two-dimensional turbulence. *Physics of Fluids* **21** (1), 015106.
- FRISCH, U 1995 *Turbulence: The Legacy of A. N. Kolmogorov*. Cambridge, England: Cambridge University Press.
- GOTO, SUSUMU & VASSILICOS, J C 2004 Particle pair diffusion and persistent streamline topology in two-dimensional turbulence. *New Journal of Physics* **6**, 65–65.
- GROSSMANN, SIEGFRIED 1990 Diffusion by Turbulence. *Annalen der Physik* **47**, 577–582.
- GROSSMANN, SIEGFRIED & PROCACCIA, ITAMAR 1984 Unified theory of relative turbulent diffusion. *Physical Review A* **29**, 1358.
- HILL, RJ 2006 Opportunities for use of exact statistical equations. *Journal of Turbulence* **7** (43), 13.
- JUCHA, JENNIFER, XU, HAITAO, PUMIR, ALAIN & BODENSCHATZ, EBERHARD 2014 Time-reversal-symmetry Breaking in Turbulence. *Physical Review Letters* **113** (5), 054501.
- JULLIEN, MARIE-CAROLINE, PARET, JÉRÔME & TABELING, PATRICK 1999 Richardson Pair Dispersion in Two-Dimensional Turbulence. *Physical Review Letters* **82** (14), 2872–2875.
- KLAFTER, J., BLUMEN, A. & SHLESINGER, M. F. 1987 Stochastic pathway to anomalous diffusion. *Physical Review E* **35**, 3081–3085.
- KOLMOGOROV, A. 1941 The local structure of turbulence in incompressible viscous fluid for very large Reynolds numbers. *Dokl. Akad. Nauk SSSR* **30**, 301–305.
- LINDBORG, ERIK 1999 Can the atmospheric kinetic energy spectrum be explained by two-dimensional turbulence? *Journal of Fluid Mechanics* **388**, 259–288.
- MANN, J, OTT, S & ANDERSEN, J S 1999 Experimental study of relative, turbulent diffusion. *Tech. Rep. Riso-R-1036 (EN)*. Risoe National Laboratory, Roskilde, Denmark.
- OTT, SOREN & MANN, JAKOB 2000 An experimental investigation of the relative diffusion of particle pairs in three-dimensional turbulent flow. *Journal of Fluid Mechanics* **422**, 207–223.
- OUELLETTE, NICHOLAS T, XU, HAITAO, BOURGOIN, MICKAËL & BODENSCHATZ, EBERHARD 2006 An experimental study of turbulent relative dispersion models. *New Journal of Physics* **8** (6), 109–109.

- RAST, MARK & PINTON, JEAN-FRANCOIS 2009 Point-vortex model for Lagrangian intermittency in turbulence. *Physical Review E* **79** (4), 046314.
- RAST, MARK PETER & PINTON, JEAN-FRANÇOIS 2011 Pair Dispersion in Turbulence: The Subdominant Role of Scaling. *Physical Review Letters* **107** (21), 214501.
- RICHARDSON, LEWIS F 1926 Atmospheric Diffusion Shown on a Distance-Neighbour Graph. *Proceedings of the Royal Society of London, Series A* **110** (756), 709–737.
- SALAZAR, JUAN P L C & COLLINS, LANCE R 2009 Two-Particle Dispersion in Isotropic Turbulent Flows. *ANNUAL REVIEW OF FLUID MECHANICS* **41**, 405–432.
- SAWFORD, BRIAN 2001 Turbulent Relative Dispersion. *Annual Review of Fluid Mechanics* **33**, 289–317.
- SAWFORD, BRIAN L., YEUNG, P. K. & BORGAS, MICHAEL S. 2005 Comparison of backwards and forwards relative dispersion in turbulence. *Physics of Fluids* **17** (9), 095109.
- SOKOLOV, I M 1999 Two-particle dispersion by correlated random velocity fields. *Physical Review E* **60** (5), 5528–5532.
- SOKOLOV, I M, KLAFTER, J & BLUMEN, A 2000 Ballistic versus diffusive pair dispersion in the Richardson regime. *Physical Review E* **61** (3), 2717–2722.
- SREENIVASAN, KATEPALLI R 1995 On the universality. *Physics of Fluids* **7** (3), 2778–2784.
- THALABARD, SIMON, KRSTULOVIC, GIORGIO & BEC, JÉRÉMIE 2014 Turbulent pair dispersion as a continuous-time random walk. *Journal of Fluid Mechanics* **755**, R4.