



**HAL**  
open science

# Numerical study of the Serre-Green-Naghdi equations and a fully dispersive counterpart

Vincent Duchêne, Christian Klein

► **To cite this version:**

Vincent Duchêne, Christian Klein. Numerical study of the Serre-Green-Naghdi equations and a fully dispersive counterpart. 2020. hal-02617465v1

**HAL Id: hal-02617465**

**<https://hal.science/hal-02617465v1>**

Preprint submitted on 26 May 2020 (v1), last revised 17 Nov 2021 (v2)

**HAL** is a multi-disciplinary open access archive for the deposit and dissemination of scientific research documents, whether they are published or not. The documents may come from teaching and research institutions in France or abroad, or from public or private research centers.

L'archive ouverte pluridisciplinaire **HAL**, est destinée au dépôt et à la diffusion de documents scientifiques de niveau recherche, publiés ou non, émanant des établissements d'enseignement et de recherche français ou étrangers, des laboratoires publics ou privés.

# NUMERICAL STUDY OF THE SERRE-GREEN-NAGHDI EQUATIONS AND A FULLY DISPERSIVE COUNTERPART

VINCENT DUCHÊNE AND CHRISTIAN KLEIN

**ABSTRACT.** We perform numerical experiments on the Serre-Green-Nagdi (SGN) equations and a fully dispersive “Whitham-Green-Naghdi” (WGN) counterpart in dimension 1. In particular, solitary wave solutions of the WGN equations are constructed and their stability, along with the explicit ones of the SGN equations, is studied. Additionally, the onset of dispersive shock waves and the possibility of a blow-up of the solutions in various situations is investigated.

We argue that a simple numerical scheme based on a Fourier spectral method combined with the Krylov subspace iterative technique GMRES to address the elliptic problem and a fourth order explicit Runge-Kutta scheme in time allows to address efficiently even computationally challenging problems.

## 1. INTRODUCTION

**1.1. Motivation.** The Serre-Green-Naghdi (SGN) model is a popular model for the propagation of surface gravity waves in coastal oceanography. It is expected to provide a reasonable approximation of the response to gravity forces of a layer of homogeneous incompressible fluid with a free surface (hereafter referred to as the *water waves problem*) in the so-called *shallow-water regime*, that is for weakly dispersive but possibly strongly nonlinear flows. It has been derived and studied by many authors, including [6, 7, 11, 15, 29, 32, 36, 38, 41, 47, 56, 61, 63–65, 67]. Its rigorous justification as an asymptotic model in the shallow-water limit has been obtained in [2, 30, 39, 53, 54]. In addition to its validity as a model for the water waves problem, the SGN equations have attracted interest as they are natural dispersive generalizations of the equations for isentropic compressible flows and as such can be studied through the Lagrange formalism [31, 33]. In addition, in the irrotational framework they can be obtained through canonical Hamilton’s equations [20, 61], consistently with Zakharov’s Hamiltonian formulation of the water waves problem [68]. Shortly put, the SGN system enjoys strong structural properties.

In this work, we numerically compare the SGN equations with a model introduced by the first author and collaborators in [21]. The model is obtained using Hamilton’s equations with a modified Hamiltonian, and hence preserves at least part of the structure of the SGN equations, while having the additional property that the dispersion relation of the system coincides exactly with the one of the water

---

*Date:* May 26, 2020.

This work is partially supported by the ANR-FWF project ANuI - ANR-17-CE40-0035, the isite BFC project NAANoD, the EIPHI Graduate School (contract ANR-17-EURE-0002) and by the European Union Horizon 2020 research and innovation program under the Marie Skłodowska-Curie RISE 2017 grant agreement no. 778010 IPaDEGAN.

waves problem. The price to pay is that the equations include non-local pseudodifferential operators (Fourier multipliers). Models with such properties are often said to be *fully dispersive*, and have been advocated by Whitham as a way to reproduce—at least qualitatively—in a better way some key properties of the water waves problem, such as wavebreaking and peaked travelling waves of extreme height. This prediction turned out to be valid at least for the Whitham unidirectional model, as shown by [25, 37]. This fact triggered renewed activity on bidirectional models (systems), and we refer to the surveys [12, 19, 43] for more information. The aforementioned model belongs to the class of systems studied therein (sometimes called Whitham-Boussinesq systems) with the key difference that it does not rely on small nonlinearity. We refer to it in this work as the Whitham-Green-Naghdi (WGN) model. It has been rigorously justified among other fully dispersive models in [27].

In this work, we numerically investigate properties of the SGN and WGN equations in extreme situations. More precisely, we will investigate solitary waves with large height and large velocity, and their stability, as well as solutions whose evolution produces steep gradients. It must be emphasized that both the SGN and WGN systems are expected to provide poor approximations to the water waves problem in the above scenarii since we voluntarily depart from the shallow-water regime of validity. Our motivation is more theoretical as we aim at extracting information on the role of dispersive properties for such fully nonlinear models. We choose the SGN and WGN equations as our subject of investigations in order to step out of the world of unidirectional scalar (nonlinear and dispersive) equations for which similar studies have been realized [1, 34, 35, 42, 44], while retaining strong structural properties. In particular, solitary waves can be identified with critical points of functionals which directly derive from the aforementioned Hamiltonian structure [22]. Moreover, the two systems of equations can (and will) be numerically approximated using identical numerical strategies, in our case Fourier pseudospectral methods.

**1.2. The equations.** In the (horizontal) one-dimensional setting and flat-bottom framework, the SGN equations read (see [20] and references therein)

$$\begin{cases} \partial_t \zeta + \partial_x(hu) = 0, \\ \partial_t(u - \frac{1}{3h}\partial_x(h^3\partial_x u)) + g\partial_x\zeta + u\partial_x u = \partial_x(\frac{u}{3h}\partial_x(h^3\partial_x u) + \frac{1}{2}h^2(\partial_x u)^2). \end{cases}$$

Here,  $d > 0$  is the reference layer depth,  $g > 0$  is the gravitation constant,<sup>1</sup> and  $u(t, x)$  represents the layer-averaged horizontal velocity,  $\zeta(t, x)$  (or rather its graph) represents the surface deformation and  $h(t, x) = d + \zeta(t, x)$  represents the water depth at time  $t$  and horizontal position  $x \in \mathbb{R}$ . We refer to [20] for a description of its canonical Hamiltonian structure. Known conserved quantities of (SGN) are  $\int_{\mathbb{R}} f_i dx$  ( $i = 1, \dots, 4$ ) with densities

$$(1) \quad f_1 = \zeta, \quad f_2 = hu, \quad f_3 = g\zeta^2 + hu^2 + \frac{1}{3}h^3(\partial_x u)^2 dx, \quad f_4 = u - \frac{1}{3h}\partial_x(h^3\partial_x u)$$

representing respectively the mass, momentum (or horizontal impulse), total energy and the tangential fluid velocity at the free interface [32].

---

<sup>1</sup>By scaling arguments, it is always possible to set  $g = d = 1$ , and we shall do so in the following.

The fully dispersive model introduced in [21] (when restricted to the one-layer case and neglecting surface tension) is

(WGN)

$$\begin{cases} \partial_t \zeta + \partial_x(hu) = 0, \\ \partial_t \left( u - \frac{1}{3h} \partial_x F(h^3 \partial_x F u) \right) + g \partial_x \zeta + u \partial_x u = \partial_x \left( \frac{u}{3h} \partial_x F(h^3 \partial_x F u) + \frac{1}{2} h^2 (\partial_x F u)^2 \right), \end{cases}$$

where  $F$  is the Fourier multiplier defined by

$$\forall \varphi \in L^2(\mathbb{R}), \quad \widehat{F\varphi}(\xi) = F(d|\xi|) \widehat{\varphi}(\xi) \quad \text{where } F(k) = \sqrt{\frac{3}{|k| \tanh(|k|)} - \frac{3}{|k|^2}}.$$

Known conserved quantities of (WGN) are  $\int_{\mathbb{R}} f_i dx$  ( $i = 1, \dots, 4$ ) with densities

$$(2) \quad f_1 = \zeta, \quad f_2 = hu, \quad f_3 = g\zeta^2 + hu^2 + \frac{1}{3} h^3 (\partial_x F u)^2, \quad f_4 = u - \frac{1}{3h} \partial_x F(h^3 \partial_x F u).$$

Our convention for the Fourier transform is the one for which for sufficiently regular and localized functions  $g$  we have

$$\begin{aligned} \forall k \in \mathbb{R}, \quad \widehat{g}(k) &:= \frac{1}{(2\pi)^{1/2}} \int_{\mathbb{R}} e^{-ikx} g(x) dx, \\ \forall x \in \mathbb{R}, \quad g(x) &= \frac{1}{(2\pi)^{1/2}} \int_{\mathbb{R}} e^{ikx} \widehat{g}(k) dk. \end{aligned}$$

**1.3. Outline.** Let us now present the structure of this manuscript. In section 2 we numerically construct solitary wave solutions to the WGN equations. In section 3 we present our numerical approach for the numerical solution of the initial-value problem for the SGN and WGN equations, and test its validity with solitary wave solutions. The stability of solitary waves for both SGN and WGN equations is numerically investigated in section 4. In section 5 we study the appearance of dispersive shock waves in solutions to both equations starting from smooth and localized initial data. Based on the relationship between the SGN equations and the Camassa-Holm equation, we study in section 6 the behaviour of solutions to the former with initial data leading to finite-time blow-up for the latter. In section 7, we study the possibility of a blow-up for initial data near cavitation. We summarize our findings and add some concluding remarks in section 8.

## 2. SOLITARY WAVES

In this section we study solitary wave solutions to the fully dispersive Serre-Green-Naghdi equations (WGN), that is solutions of the form

$$(3) \quad \zeta(t, x) = \zeta_c(x - ct) \quad u(t, x) = u_c(x - ct), \quad \lim_{|x| \rightarrow \infty} |\zeta_c|(x) + |u_c|(x) = 0$$

where the constant  $c \in \mathbb{R}$  is the solitary wave velocity.

It is well-known that for any supercritical velocity  $c > 1$  (recall we set  $g = d = 1$ ), there exists a smooth solitary wave solution to (SGN) with explicit formula <sup>2</sup>

$$(4) \quad \zeta_c(x) = (c^2 - 1) \operatorname{sech}^2 \left( \frac{\sqrt{3}}{2} \sqrt{\frac{c^2 - 1}{c^2}} x \right), \quad u_c(x) = \frac{c \zeta_c(x)}{1 + \zeta_c(x)}.$$

The functions  $\zeta_c$  and  $u_c$  are smooth, even and positive and have a unique non-degenerate maximum at the origin. Such an explicit formula is of course unexpected

<sup>2</sup>In this work we consider only smooth solitary waves maintaining positive depth; see e.g. [40].

for the fully dispersive system (WGN). However, the following result has been shown in [22]:

**Proposition 2.1.** *There exists  $(\zeta^{(n)}, u^{(n)})_{n \in \mathbb{N}}$  a sequence of smooth square-integrable functions such that for all  $n \in \mathbb{N}$ , there exists  $c_n > 1$  such that  $\zeta^{(n)} = \zeta_{c_n}$ ,  $u^{(n)} = u_{c_n}$  provides a solitary wave solution to (WGN) with velocity  $c_n$ , and*

$$c_n \rightarrow 1 \quad \text{and} \quad \|((c_n^2 - 1)^{-1} \zeta^{(n)}((c_n^2 - 1)^{-1/2} \cdot) - \operatorname{sech}^2(\frac{\sqrt{3}}{2} \cdot))\|_{H^1} \rightarrow 0 \quad (n \rightarrow \infty).$$

We also refer to [22] for numerical computations of WGN solitary waves with small velocities  $0 < c - 1 \ll 1$ . In the following we numerically investigate the existence and behavior of WGN solitary waves for large velocities. Based on these numerical experiments we conjecture the following.

**Conjecture 2.2.** *For all  $c > 1$ , there exist smooth and spatially localized solitary wave solutions to the fully dispersive Green-Naghdi system (WGN) with velocity  $c$  and such that the following holds.*

- (1) *For all  $c > 1$ , the profiles  $\zeta_c, u_c$  are positive on the real line.*
- (2) *For all  $c > 1$ , the profiles  $\zeta_c, u_c$  have a unique critical point corresponding to their maximum, and it is non-degenerate.*
- (3) *For all  $c > 1$ , the profiles  $\zeta_c, u_c$  are symmetric about their maximum.*
- (4)  *$\max \zeta_c \sim c^2$  and  $\max u_c \sim c$  as  $c \rightarrow \infty$ .*

This is in sharp contrast to the celebrated result [4] on the existence of (peaked) solitary waves of extreme height for the water waves problem, and the corresponding result obtained on the Whitham equation [25] (see also [44] and references therein for a numerical investigation), and invalidates the naive thinking that this feature relies only on the dispersion relation of the equations linearized about the rest state.

**2.1. The equations for solitary waves.** Plugging (3) into (WGN) yields for the first equation

$$(5) \quad \zeta_c = \frac{h_c u_c}{c} = \frac{u_c}{c - u_c}, \quad h_c = 1 + \zeta_c = \frac{c}{c - u_c},$$

and for the second

$$(6) \quad \frac{u_c - c}{3h_c} \partial_x F(h_c^3 \partial_x F u_c) + \frac{1}{2} h_c^2 (\partial_x F u_c)^2 + c u_c - \zeta_c - \frac{u_c^2}{2} = 0.$$

From (5) we infer

$$(7) \quad u_c = \frac{c \zeta_c}{h_c},$$

and plugging (7) into (5) yields a single equation for  $\zeta_c$ , namely

$$(8) \quad \frac{-1}{3h_c^2} \partial_x F(h_c^3 \partial_x F \frac{\zeta_c}{h_c}) + \frac{1}{2} h_c^2 (\partial_x F \frac{\zeta_c}{h_c})^2 + \frac{\zeta_c}{h_c} - \frac{\zeta_c}{c^2} - \frac{\zeta_c^2}{2h_c^2} = 0.$$

Similarly, we may use (7) with (6) to produce a single equation for  $u_c$ , namely

$$(9) \quad -\frac{(c - u_c)^2}{3c} \partial_x F\left(\left(\frac{c}{c - u_c}\right)^3 \partial_x F u_c\right) + \frac{1}{2} \left(\frac{c}{c - u_c}\right)^2 (\partial_x F u_c)^2 + c u_c - \frac{u_c}{c - u_c} - \frac{1}{2} u_c^2 = 0.$$

Finally, we find it convenient to solve (9) using the variable  $\eta_c = \frac{u_c}{c} = \frac{\zeta_c}{h_c}$ :

$$(10) \quad \frac{-(1 - \eta_c)^2}{3} \partial_x F\left(\frac{\partial_x F \eta_c}{(1 - \eta_c)^3}\right) + \frac{1}{2(1 - \eta_c)^2} (\partial_x F \eta_c)^2 + \eta_c - \frac{\eta_c}{c^2(1 - \eta_c)} - \frac{1}{2} \eta_c^2 = 0.$$

**Remark 2.3.** Equation (8) can be written as  $\delta_{\zeta_c} \mathcal{L} = 0$  with

$$\mathcal{L} := \int_{\mathbb{R}} \ell(\zeta_c, c \frac{\zeta_c}{1+\zeta_c}) dx$$

where

$$\ell(\zeta, u) := \frac{1}{2} \zeta^2 - \frac{1}{2} (1 + \zeta) u^2 - \frac{1}{6} (1 + \zeta)^3 (\partial_x \mathbf{F} u)^2$$

is the Lagrangian density naturally associated with the Hamiltonian formulation of the equations, and physically corresponds to the difference between the potential energy and the kinetic energy. In particular, the Jacobian of  $\delta \mathcal{L}$  is, by definition, symmetric for the  $L^2$ -inner product.

**2.2. Numerical construction of solitary waves.** We seek numerical approximations of solitary waves for (WGN) with velocity  $c$  fixed through zeroes of a finite-dimensional vector-field accounting for the left-hand side of (9) or (10):

$$(11) \quad \mathcal{F}(\mathbf{u}) = 0.$$

The vector  $\mathbf{u} = (u(x_1), \dots, u(x_n))$  represents values of the function  $u$  at collocation points  $x_n = -\pi L + n2\pi L/N$ ,  $n = 1, \dots, N$  for  $x \in L[-\pi, \pi]$ . Nonlinear operations are naturally computed at collocation points, while  $\partial_x \mathbf{F}$  is approximated via a discrete Fourier transform computed efficiently with a *Fast Fourier transform* (FFT) and multiplication in Fourier space, that is

$$\forall \mathbf{v} \in \mathbb{R}^N, \quad \widehat{\partial_x \mathbf{F} \mathbf{v}}_k := i \mathbf{k}_k F(\mathbf{k}_k) \widehat{\mathbf{v}}_k$$

where we denote  $\widehat{\mathbf{v}} = (\widehat{\mathbf{v}}_{-N/2+1}, \dots, \widehat{\mathbf{v}}_{N/2})$  the coefficients of the Fast Fourier transform of  $\mathbf{v}$  (which we slightly incorrectly refer to as *Fourier coefficients* in the following), and  $\mathbf{k}_k = (k/L)$ ,  $k = -N/2 + 1, \dots, N/2$  the discrete Fourier modes. Here  $L > 0$  is a constant chosen such that  $u$  and its relevant derivatives decrease to machine precision (roughly  $10^{-16}$  in double precision) and  $N$  will be chosen such that the  $\widehat{\mathbf{u}}_k$  decreases to machine precision for large  $|k|$ . In the results presented here, multiplying  $N$  or  $LN$  by a factor 2 or 4 neither improves nor deteriorates the accuracy.

The system of  $N$  nonlinear equations (11) will be solved iteratively by a standard Newton iteration,

$$(12) \quad \mathbf{u}^{(m+1)} = \mathbf{u}^{(m)} - \delta \mathbf{u}^{(m)},$$

with

$$(13) \quad \text{Jac}(\mathcal{F}(\mathbf{u}))|_{\mathbf{u}=\mathbf{u}^{(m)}} \delta \mathbf{u}^{(m)} = \mathcal{F}(\mathbf{u}^{(m)}),$$

where  $\mathbf{u}^{(m)}$  denotes the  $m$ th iterate, and where  $\text{Jac} \mathcal{F}(\mathbf{u})$  is the Jacobian of  $\mathcal{F}(\mathbf{u})$  with respect to  $\mathbf{u}$ . The initial iterate  $\mathbf{u}^{(0)}$  will be chosen as the SGN solitary wave given by (4) at collocation points. It may also be constructed by extrapolating from previously computed solitary waves and Lagrange polynomials. For the iteration, we apply and compare two strategies: first we test a Newton-GMRES method, i.e., we solve (13) with the Krylov subspace iterative method GMRES [60] as for instance in [44]. Alternatively we solve (13) through standard LU factorization. Notice that due to the translation invariance of the problem, the Kernel of the Jacobian of the continuous (infinite-dimensional) vector-field is non-empty when evaluated at a non-trivial solution  $u$ , since  $\partial_x u$  is an element of its nullspace. The corresponding spectral projection can be inferred from the symmetry property mentioned in Remark 2.3. Correspondingly,  $\text{Jac}(\mathcal{F}(\mathbf{u}^{(m)}))$  has an extremely small eigenvalue as

$\mathbf{u}^{(m)}$  converges towards the desired solution. However, by symmetry considerations, we can ensure that at each iterate  $\mathbf{u}^{(m)}$  and therefore  $\mathcal{F}(\mathbf{u}^{(m)})$  are even, and as a consequence its spectral projection onto the corresponding eigenspace vanishes (up to machine precision). Yet we find it advisable to add the aforementioned spectral projection to the Jacobian when solving (13), although in practice we mostly observe a slight phase shift on the numerical approximation if the spectral projection is not added.

Let us now present our results, starting with the case of small and slow solitary waves. For  $c = 1.1$ , we treat the equation (9) for  $x \in 10[-\pi, \pi]$  and use  $N = 2^8$  collocation points. We use a Krasny filter of the order of  $10^{-14}$ , which puts to zero Fourier coefficients with modulus smaller than  $10^{-14}$ . We also apply a preconditioner of the form  $M = \text{Diag}((1 + \mathbf{k}^2/3))$  —which is motivated by the linear dispersion of the SGN equations— i.e., instead of solving iteratively with GMRES  $A\mathbf{x} = \mathbf{b}$  the equation (13) in Fourier space, we solve  $M^{-1}A\mathbf{x} = M^{-1}\mathbf{b}$ . The Newton-GMRES code converges within 4 iterations with a residual  $\|\mathcal{F}(\mathbf{u}^{(4)})\|_{\ell^\infty}$  of the order of  $10^{-12}$ . The residual of the initial iterate, the SGN solitary wave, is of the order of  $10^{-1}$ , GMRES converges in 13 iterations with a relative residual of  $10^{-11}$ . The resulting Newton iterate has a residual of  $10^{-4}$ , GMRES again converges within 13 iterations to a relative residual of  $10^{-11}$ . The residual of the Newton iteration is then of the order of  $10^{-7}$ . In the next step, GMRES stagnates with a relative residual of the order of  $10^{-5}$ , which is explained by the smallness of the previous residual of the Newton iteration. The ensuing residual of the Newton iteration is of the order of  $10^{-12}$ , and the iteration is stopped. The resulting solitary wave can be seen in Fig. 1 on the left. The WGN solitary wave for  $c = 1.1$  is very close to the SGN solitary wave for the same velocity shown in red in the same figure. On the right of the same figure, the modulus of the Fourier coefficients shows that the solution is numerically resolved to the order of the Krasny filter. We also observe that the exponential decay rate of Fourier coefficients with large Fourier modes is slightly smaller for the WGN solitary wave than it is for the SGN solitary wave. The Fourier coefficients of the SGN solitary wave saturate at the order  $2^{-12}$  since the period is not chosen large enough to reach machine precision).

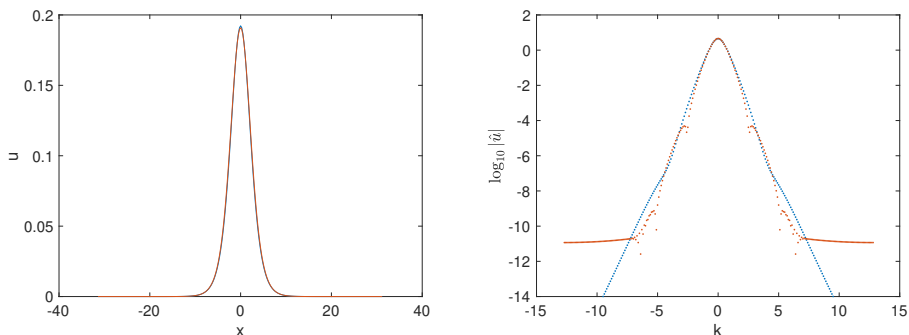


FIGURE 1. Left: solitary wave for the WGN equations for  $c = 1.1$  in blue and the SGN equations for the same velocity in red; right: Fourier coefficients for both solitary waves on the left.

Now we consider a larger value of the velocity,  $c = 2$  and use  $N = 2^{10}$  collocation points on the same interval as before. The Newton-GMRES code converges in 5 iterations with a residual of the order of  $10^{-12}$ . The resulting solitary wave is shown in Fig. 2 on the left. Again the solution is very close to the SGN solitary wave shown in the same figure in red. The solution is well resolved in Fourier space as can be seen on the right of Fig. 2, and we observe once more that the exponential decay rate of Fourier modes is smaller. The Newton-GMRES iteration behaves similarly to what is described before. Note that it does not converge without a preconditioner due to issues for the high Fourier modes. For even larger values of the velocity such as  $c = 3$ , the iteration no longer converges because of GMRES problems for the high Fourier modes.

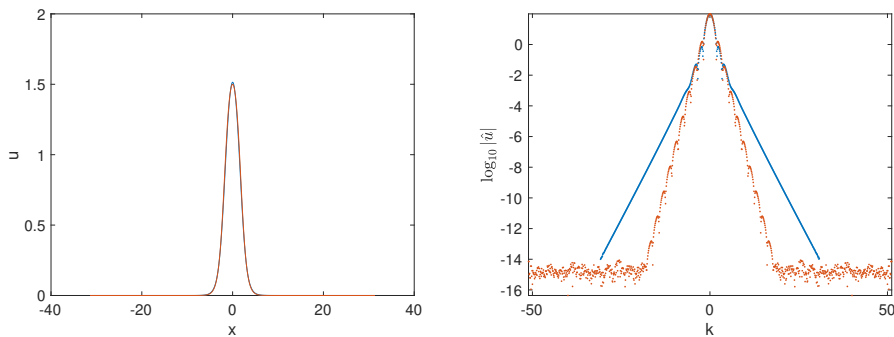


FIGURE 2. Left: solitary wave for the WGN equations for  $c = 2$  in blue and the SGN equations for the same velocity in red; right: Fourier coefficients for the solitary waves on the left.

Therefore we switch for larger values of the velocity  $c$  to a Newton iteration with a direct numerical inversion of the Jacobian. Still with  $N = 2^{10}$  collocation points on  $x \in 10[-\pi, \pi]$ , we consider the case  $c = 3$ . The Newton iteration converges with a direct inversion of the Jacobian in 4 iterations to a residual of the order of  $10^{-9}$ . After further iterations, the minimal residual reachable with this method appears to be of the order of  $10^{-13}$ . For  $c = 20$  and the same parameters as before, iteration converges normally to the order of  $10^{-7}$ . The solution and its Fourier coefficients can be seen in Fig. 3. The deviation from the SGN solitary wave in red is now clearly visible. We again observe a lower rate of decay of Fourier coefficients of the WGN solitary wave, however only for higher Fourier modes. The Fourier coefficients saturate at the order of  $10^{-10}$  indicating problems in the conditioning of the Jacobian which we investigate later on. Part of this can be attributed to the presumption motivated by the formula (4) that  $\zeta_c$  —and hence  $h_c = 1 + \zeta_c = \frac{c}{c - u_c}$ — scales as  $c^2$  for large  $c$ .

For even larger values of the velocity as  $c = 100$ , these problems become worse and the Newton iteration does not converge. There is however no indication that the solitary wave might become singular or might not exist for such values. Since  $u_c$  is proportional to  $c$ , we look at the rescaled quantity  $\eta_c = u_c/c = \zeta_c/(1 + \zeta_c)$  and consider the equation (10). Using again the same parameters as before, the optimal residual for the iteration in this case is of the order of  $10^{-6}$ . The solution can be seen in Fig. 4 on the left. The Fourier coefficients on the right of the same



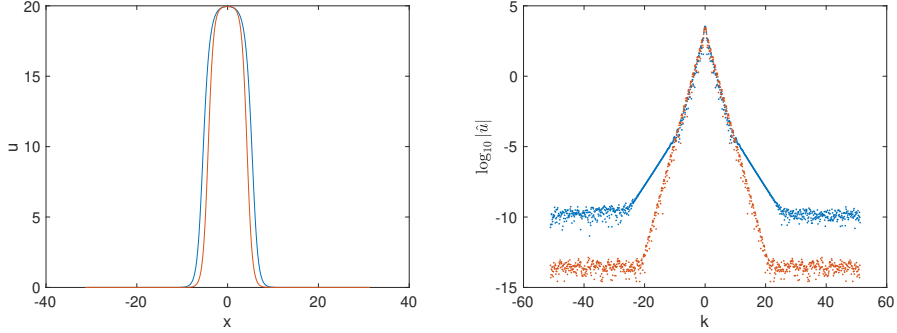


FIGURE 3. Left: solitary wave for the WGN equations for  $c = 20$  in blue and the SGN equations for the same velocity in red; right: Fourier coefficients on the left.

figure saturate at the order of  $10^{-8}$  which partly explains why no lower residual can be achieved. The lower exponential rate of decay of the WGN solitary wave Fourier coefficients is no longer visible, presumably because it occurs for higher Fourier modes than the numerically well-resolved ones.

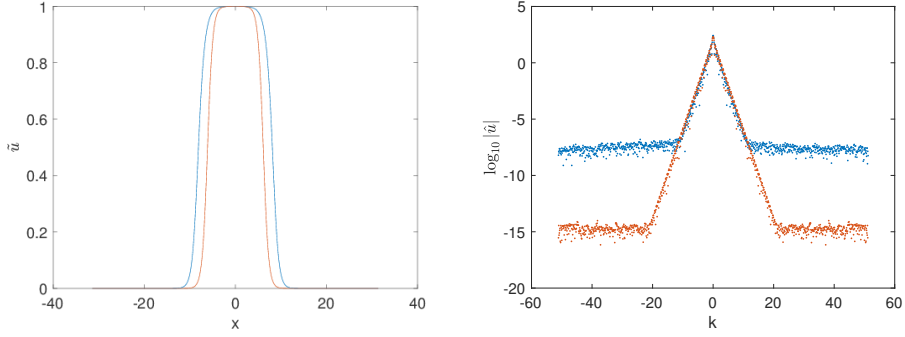


FIGURE 4. Left: solitary wave for the WGN equations for  $c = 100$  in blue and the SGN equations for the same velocity in red; right: Fourier coefficients on the left.

One reason for the problems in the iterations are due to the function  $\zeta_c$  being of the order  $c^2$ . We show these functions for  $c = 20$  and  $c = 100$  in Fig. 5. It can be seen that this function is always more peaked than the corresponding one for the SGN equations with the same velocity, given by the explicit formula (4).

To understand the difficulties in the Newton iterations, we look at the Jacobian for the initial iterate (the SGN solitary wave) for  $c = 100$  which is shown in Fig. 6. We denote the discrete Fourier transform of this Jacobian (from the left and from the right) by  $\hat{J}$ . It can be seen that it is except for a peak near the center essentially constant along the diagonal. In addition there is a plateau of the order of  $10^{-5}$  seemingly due to rounding errors since the maximum is of the order of  $10^{10}$ . Note that the dominant contribution to the Jacobian is due to  $\hat{J}^* := \frac{-(1-\eta_c)^2}{3} \partial_x F \left( \frac{1}{(1-\eta_c)^3} \partial_x F \right)$  which we refer to as the ‘non diagonal’ part.

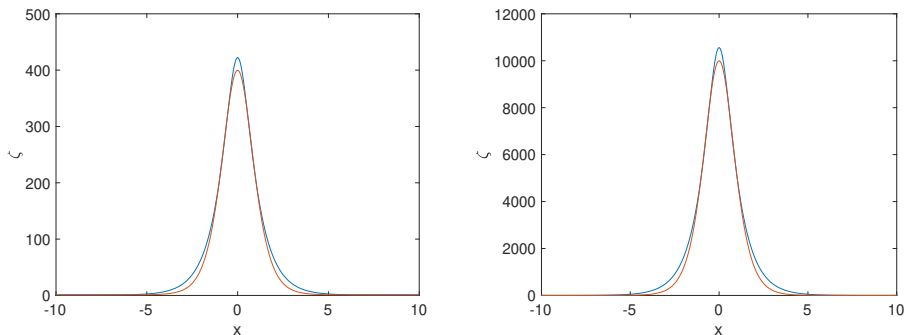


FIGURE 5. The function  $\zeta$  for the solitary wave for the WGN equations in blue and the SGN equations for the same velocity in red: left  $c = 20$ , right  $c = 100$ .

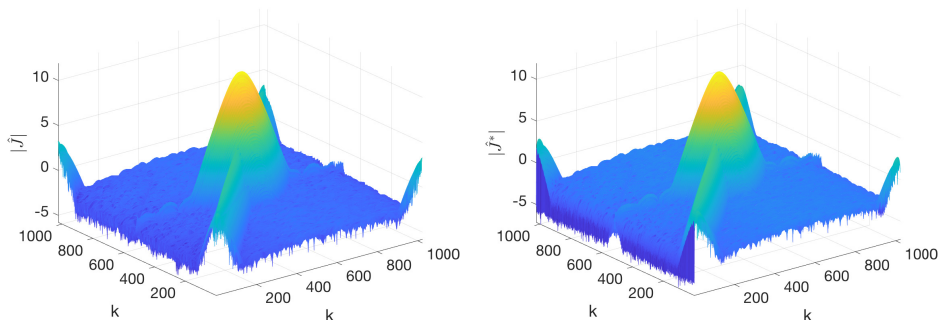


FIGURE 6. Left: discrete Fourier transform of the Jacobian for the initial iterate (SGN solitary wave) for  $c = 20$ ; right: non diagonal part  $\hat{J}^*$  on the left.

Thus it appears that the problems in the computation of the solitary waves for very high velocities are due to machine precision errors being increased by the multiplication in physical space by the function  $\frac{1}{(1-\eta_c)^3}$  taking large values (of order  $c^6$ ), and by the application of  $\partial_x F$  which multiplies Fourier modes by  $i\mathbf{k}_k F(\mathbf{k}_k) \sim i\sqrt{3}|\mathbf{k}_k|$  for large  $k$ . But there is no indication of a maximal velocity for the solitary wave solutions to (WGN). The numerical results of this section are summarized in the form of Conjecture 2.2.

### 3. TIME EVOLUTION

In this section we present and validate the numerical scheme we employ for integrating in time the equations (SGN) and (WGN). Let us first recall them with a slight reformulation: sufficiently regular solutions to (WGN) satisfy (once again, we set  $g = d = 1$ )

$$(14) \quad \begin{cases} \partial_t \zeta + \partial_x(hu) = 0, \\ \partial_t v + \partial_x(\zeta + uv - \frac{1}{2}u^2 - \frac{1}{2}h^2(\partial_x F u)^2) = 0 \end{cases}$$

where we recall that  $h = 1 + \zeta$  and  $F$  is the Fourier multiplier operator with symbol  $F(k) = \sqrt{\frac{3}{|k| \tanh(|k|)} - \frac{3}{|k|^2}}$ ; and  $v$  and  $u$  are related through the elliptic equation

$$(15) \quad v = u - \frac{1}{3h} \partial_x (h^3 \partial_x F u).$$

Sufficiently regular solutions to (SGN) satisfy the above, replacing  $F$  by the identity. By standard elliptic theory [46, Lemma 5.45],  $u$  is uniquely determined by (15) from sufficiently regular  $(v, \zeta)$  with  $\inf_{\mathbb{R}}(1 + \zeta) > 0$ , and we can solve (14) as evolution equations for  $(\zeta, v)$ . Incidentally, notice  $v$  represents the tangential fluid velocity at the free interface, the fourth quantity in (1) and (2).

**3.1. The numerical scheme.** Many numerical schemes have been proposed for solving the SGN equations; see for instance [8, 14, 18, 24, 49, 50, 57, 58]. The presence of Fourier multipliers in the WGN equations naturally leads to Fourier pseudospectral methods, already employed in [18, 24] and described thereafter. One of the difficulties when integrating in time the SGN equations (and in a similar way the WGN equations) is that we are led to solve the elliptic problem (15) at each time-step. The aforementioned issue is addressed in particular in [18, 23, 28, 48] where different approximate models are introduced. In this work, we stick with the original equations and simply note that, thanks to the efficiency of pseudospectral methods, it is not too costly—at least in our one-dimensional framework—to solve the elliptic problem at each time step while maintaining high resolution. To this aim, we observe in our experiments that the aforementioned Krylov subspace iterative method GMRES is highly efficient and converges within a few iterations to the desired accuracy, although the choice of preconditioner may turn out to be crucial. Only for extreme situations not studied here and far from the range of applicability of the equations an inversion *via* standard LU factorization is found necessary.

Let us now be more precise. We use the same Fourier pseudospectral approach as outlined in the previous section, i.e., we approximate the solution  $u, \zeta$  via discrete Fourier transforms. This means we can treat initial data which are smooth and periodic or in the Schwartz class of rapidly decreasing functions (the latter can be treated within the finite numerical precision as periodic on sufficiently large domains) with *spectral accuracy*, i.e., with a numerical error exponentially decaying with the number  $N$  of Fourier modes.

With this spatial discretization, both SGN and WGN are finite dimensional systems of ODEs coupled with a system of equations of the form

$$(16) \quad \begin{cases} \frac{d\hat{\zeta}}{dt} = \mathcal{G}_1(\hat{\zeta}, \hat{\mathbf{u}}), \\ \frac{d\hat{\mathbf{v}}}{dt} = \mathcal{G}_2(\hat{\zeta}, \hat{\mathbf{u}}, \hat{\mathbf{v}}), \\ \mathcal{M}(\hat{\zeta})\hat{\mathbf{u}} = \hat{\mathbf{v}} \end{cases} ,$$

where  $\hat{\zeta}(t), \hat{\mathbf{u}}(t), \hat{\mathbf{v}}(t)$  are  $N$ -dimensional vectors, and  $\mathcal{M}(\hat{\zeta})$  is an  $N$ -by- $N$  matrix. The two ODEs in system (16) will be integrated with the standard explicit fourth order Runge-Kutta method. Note that this is not trivial since the system will be *stiff* because of the three derivatives with respect to  $x$  on the right hand side of (SGN). The *stiffness* implies that explicit schemes as the ones applied here can

become inefficient because of restrictive stability conditions on the time step. If the stiffness lies in the linear part of the equations as for the Korteweg-de Vries equation, the issue may be tackled and many efficient time integration schemes are known, see for instance [42] and references therein, but here the stiffness is in the nonlinear part. Note however that formulation (14) indicates —and this is corroborated by the well-posedness results based on energy methods [39, 53]— that, thanks to the regularizing effect of inverting the elliptic problem (15) and similarly to the Camassa-Holm equation (21), the SGN and WGN equations are in fact quasilinear systems of order one when considering suitable functional spaces.

The system of linear equations in (16) is a convolution in the space of Fourier coefficients: the matrix  $\mathcal{M}(\hat{\zeta})$  is constructed using (inverse) Fast Fourier Transform and multiplication in physical space. As already mentioned, the inversion will be done with the Krylov approach GMRES [60]. For high accuracy, we use GMRES with up to 100 iterations and a stopping criterion of the iteration of a relative residual of the order of machine precision. As we will show below at examples, GMRES is less of a problem than in the inversion of the Jacobian in the Newton iteration, though we use, unless otherwise stated, the same preconditioner as there.

**3.2. Validation.** The accuracy of the code will be validated as discussed in [42]: the spatial resolution is controlled via the decay of the Fourier coefficients which is known to be exponential for analytical functions. Thus the order of magnitude of the highest Fourier coefficients gives an indication of the numerical error. The resolution in time will be controlled via conserved quantities of the equations. As mentioned in the introduction, both equations studied here have conserved quantities which will depend during the numerical computation on time because of unavoidable numerical errors. The numerical conservation of these quantities will give an estimation of the numerical error (it generally underestimates this error by 1-2 orders of magnitude, see the discussion in [42]). We shall use here the third quantity in, respectively, (1) and (2).

To test the code we consider the solitary waves for  $c = 2$  as an example. First we consider the SGN equations with the initial data (4) for  $c = 2$ . We use  $N = 2^9$  Fourier modes for  $x \in 10[-\pi, \pi]$  and  $N_t = 2000$  time steps for  $t \in [0, 1]$ . The relative conservation of the quantities in (1) is of the order of  $10^{-14}$ . The Fourier coefficients can be seen on the left of Fig. 7. They decrease to the order of  $10^{-13}$ . The difference between the numerical and the exact solution for  $t = 1$  can be seen on the right of Fig. 7. It is of the order of  $10^{-12}$ , and the numerical error is thus just an order of magnitude larger than what is indicated by the Fourier coefficients and the conserved quantities.

To test the WGN equations in a similar way, we first numerically construct the solitary wave for  $c = 2$  with  $N = 2^{10}$  Fourier modes. Then we use this numerical solution as initial data for the WGN equations. This also assesses the accuracy with which the solitary wave is numerically constructed. Again we apply  $N_t = 2000$  time steps for  $t \in [0, 1]$ . The conserved quantities are relatively conserved to the order of  $10^{-13}$ . The Fourier coefficients of the solution at the final time can be seen on the left of Fig. 8, the difference with the numerically constructed solitary wave on the right. Obviously we reach the same accuracy as in the SGN case both in terms of resolution in space as indicated by the decay of the Fourier coefficients for large Fourier modes and the difference between numerical and exact solution.

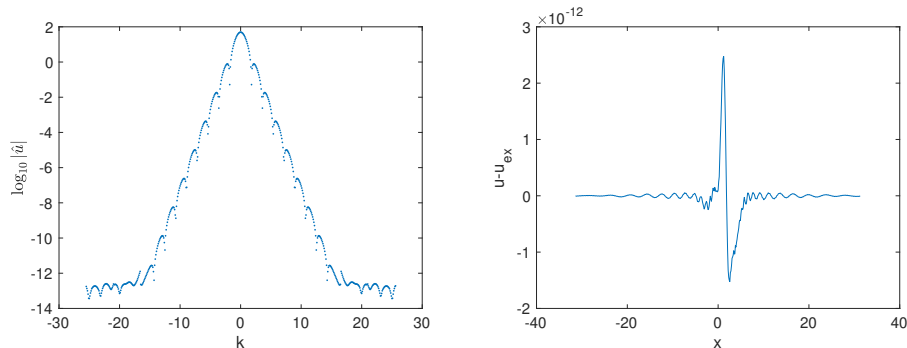


FIGURE 7. Left: modulus of the Fourier coefficients of the numerical solution to the SGN equations for solitary wave initial data with  $c = 2$  at  $t=1$ ; right: the difference between this solution to the SGN equations and the exact solution.

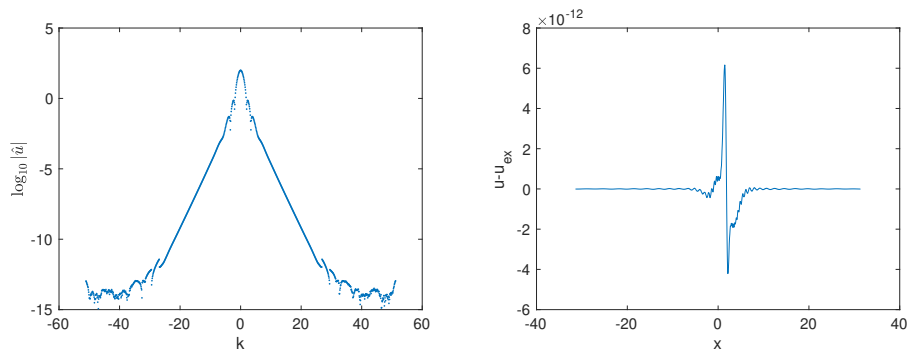


FIGURE 8. Left: modulus of the Fourier coefficients of the numerical solution to the WGN equations for solitary wave initial data with  $c = 2$  at  $t=1$ ; right: the difference between this solution to the WGN equations and the exact solution.

Note that in both examples here, a further increase in resolution both in space or time does not lead to higher accuracy.

#### 4. STABILITY OF THE SOLITARY WAVES

In this section we study the behavior of solutions to both the SGN and the WGN equations set initially as various perturbations of the solitary waves. Let us describe results existing in the literature. In [51, 52], Li investigates the linear stability of the explicit solitary waves of the SGN equations. The first observation is that while solitary waves are critical points of a functional immediately stemming from the Hamiltonian structure of the equation, the second variational derivative of the functional has an infinite-dimensional (essential) negative spectrum, hence standard tools for the nonlinear stability analysis do not apply. This comment also applies to the WGN equations. Then Li proves that solitary waves of the SGN equations with sufficiently small velocity  $0 < c - 1 \ll 1$  are (orbitally) *linearly stable* (see details

therein) for infinitely small and exponentially decaying perturbations. The proof is not easily extended to the WGN equations since the differential nature of the operators are used. Let us also mention that Carter and Cienfuegos numerically studied in [13] the linear stability of *cnoidal waves* and found that sufficiently large or steep cnoidal waves exhibit linear instability, with relatively small growth rate. By nature, since the unstable modes are periodic with the period being a multiple of the period of the cnoidal wave, the results do not apply to solitary waves; see the discussion in [13]. Finally, let us also mention the work [26] where the *modulational stability* of small-amplitude *bores* of the SGN equations is found.

In this section we consider the case of perturbations of solitary waves with velocities of order 1 (we show figures for  $c = 2$ ,  $c = 4$  and  $c = 10$ ) and —consistently with numerical experiments in [57]— find that these solitary waves appear asymptotically orbitally stable.

We consider first perturbations of the solitary waves with velocity  $c = 2$ . We work with  $N = 2^{10}$  Fourier modes for  $x \in 10[-\pi, \pi]$  and  $N_t = 2000$  time steps for the time interval  $t \in [0, 10]$ . The relative conservation of the third quantity in (1) for the SGN equations remains valid up to the order of  $10^{-10}$ , and the corresponding one in (2) for the WGN equations up to the order of  $10^{-9}$ .

We first study initial data of the form  $(\zeta(x, t = 0), u(x, t = 0)) := (\zeta_c(x), \lambda u_c(x))$  with  $\lambda \in \mathbb{R}$  where  $(\zeta_c, u_c)$  is the solitary wave with velocity  $c$ . Similar perturbations of the initial data for  $\zeta$  instead of  $u$  lead to similar results, not represented here. The solution to the SGN equations for these initial data (with  $c = 2$ ) and  $\lambda = 0.99$  can be seen in in Fig. 9. There is some radiation propagating to the left, but the final state appears to be a solitary wave of slightly different mass than the perturbed solitary wave.

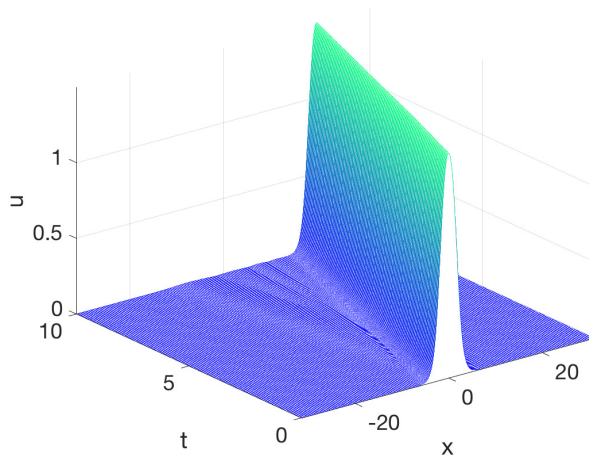


FIGURE 9. Solution to the SGN equations for the initial data  $u(x, t = 0) = 0.99u_c(x)$  for  $c = 2$  and  $\zeta(x, t = 0) = \zeta_2(x)$ .

The fact that a solitary wave is approached is even more obvious looking at the  $L^\infty$  norm of the solution (computed on collocation points and thus only an approximation of the  $L^\infty$  norm since the maximum might not be taken on a grid

point) plotted on the left of Fig. 10. The  $L^\infty$  norm is increasing at the beginning and after a few oscillations reaches a final value. Since we approximate a situation on the real line by a periodic setting, the radiation cannot escape to infinity here which means that a final state cannot be reached. Extending the computation to a larger time interval, we observe visible oscillations due to the interaction with radiation starting about  $T = 17$ . The case  $\lambda = 1.01$  is very similar in appearance to Fig. 9, therefore we do not show the corresponding figure, just the  $L^\infty$  norm on the right of Fig. 10. It can be seen that the norm decreases here before reaching its final value.

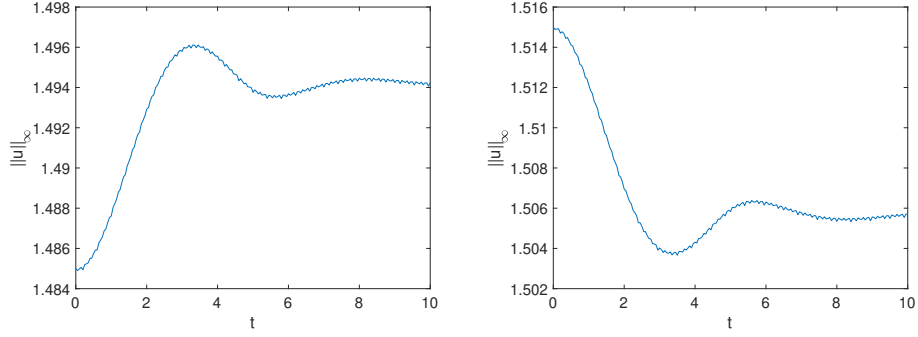


FIGURE 10.  $L^\infty$  norms of the solutions to the SGN equations for the initial data  $\zeta(x, t = 0) = \zeta_2(x)$  and  $u(x, t = 0) = \lambda u_2(x)$ , on the left for  $\lambda = 0.99$ , on the right for  $\lambda = 1.01$ .

In Fig. 11 we show the  $L^\infty$  norm of the SGN solution with initial data given by  $(\zeta(x, t = 0), u(x, t = 0)) := (\zeta_2(x), u_2(x) \pm 0.01 \exp(-x^2))$ , on the left for the minus sign in the initial data, on the right for the plus sign. The situation is very similar to the situation of Fig. 10, the final state appears to be a solitary wave of slightly different amplitude than the initial one.

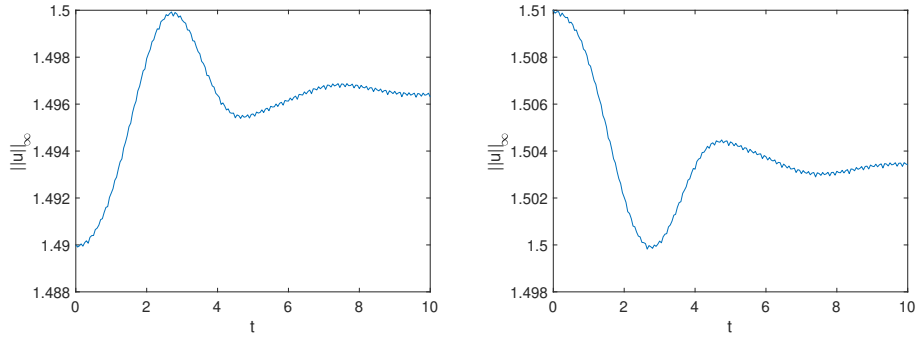


FIGURE 11.  $L^\infty$  norms of the solutions to the SGN equations for initial data  $\zeta(x, t = 0) = \zeta_2(x)$ ,  $u(x, t = 0) = u_2(x) - 0.01 \exp(-x^2)$  on the left and  $u(x, t = 0) = u_2(x) + 0.01 \exp(-x^2)$  on the right.

If we consider the same perturbations for the WGN solitary wave (still with  $c = 2$ ), the resulting figures are very similar as can be seen in Fig. 12. The final

state in each example appears to be a solitary wave of slightly different amplitude than the perturbed solitary wave.

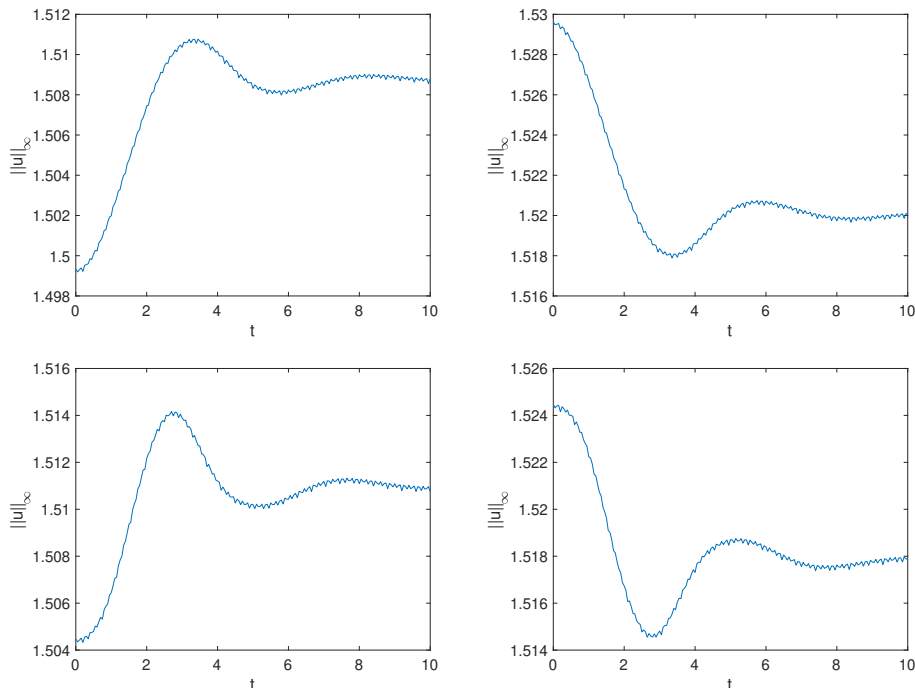


FIGURE 12.  $L^\infty$  norms of the solutions to the WGN equations for the initial data  $\zeta(x, t = 0) = \zeta_2(x)$  and  $u(x, t = 0) = \lambda u_2(x)$  in the upper row, on the left for  $\lambda = 0.99$ , on the right for  $\lambda = 1.01$ ; and for  $u(x, t = 0) = u_2(x) \pm 0.01 \exp(-x^2)$  in the lower row, for the minus sign on the left and the plus sign on the right.

Obtaining results for  $c = 4$  is already much more computationally demanding. We need to augment the space domain of computation, and hence the number of modes in order to secure a sufficient accuracy, and also the final time of computation before the main wave reaches a final state. Concretely we use  $N = 2^{12}$  Fourier modes for  $x \in 30[-\pi, \pi]$  and  $N_t = 10^4$  time steps for  $t \in [0, 20]$ . We show the  $L^\infty$  norms for the perturbations of the solitary wave of the form  $\zeta(x, t = 0) = \zeta_4(x)$  and  $u(x, t = 0) = \lambda u_4(x)$  for  $\lambda = 0.99$  and  $\lambda = 1.01$  in Fig. 13. It can be seen that the oscillations are more pronounced in this case than for the case  $c = 2$  in Fig. 10, but that they decrease in amplitude which seems to indicate that the solitary wave is again stable in this case.

The study of even larger values of  $c$  becomes even more demanding, but can still be handled with the approach based on GMRES, which confirms it as a powerful tool (notice we use  $1 + c^4 k^2/3$  as preconditioner). To study the case  $c = 10$ , we use  $N = 2^{11}$  Fourier modes for  $x \in 30[-\pi, \pi]$  and  $N_t = 10^4$  time steps for the indicated time intervals. On the left of Fig. 14 we show the  $L^\infty$  norm of the solution to the SGN equations for the initial data  $u(x, t = 0) = 1.01 u_{10}(x)$ ,  $\zeta(x, t = 0) = \zeta_{10}(x)$ . The solitary wave appears to be again stable. The same is true for a perturbation



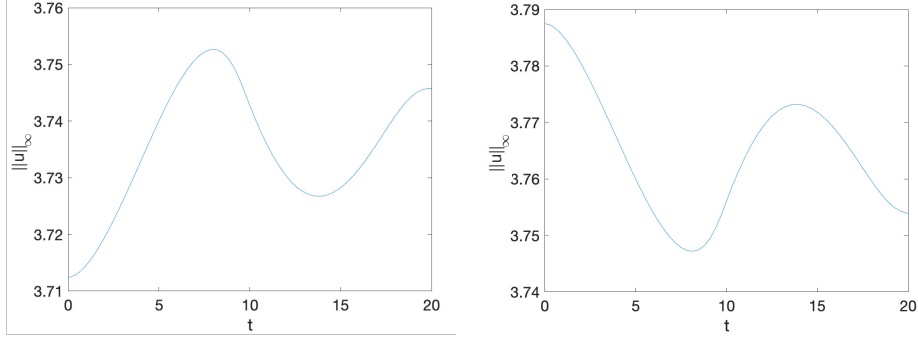


FIGURE 13.  $L^\infty$  norms of the solutions to the SGN equations for the initial data  $u(x, t = 0) = \lambda u_4(x)$ , on the left for  $\lambda = 0.99$ , on the right for  $\lambda = 1.01$ .

of the form  $u(x, 0) = u_{10}(x) + 0.01 \exp(-x^2)$ , although the observed oscillation of the amplitude is about ten times larger than the initial perturbation for  $u$ , and with another factor of ten for the oscillation in  $\zeta$ . If we consider a larger perturbation of the form  $u(x, 0) = u_{10}(x) + 0.1 \exp(-x^2)$ , the  $L^\infty$  norm on the right of Fig. 14 seems to grow beyond what can be seen as a perturbative regime. We expect no blow-up since the norms decrease after some time, but the example makes clear that SGN solitary waves for large  $c$  are in applications more easily affected by perturbations than for instance Korteweg-de Vries solitons.

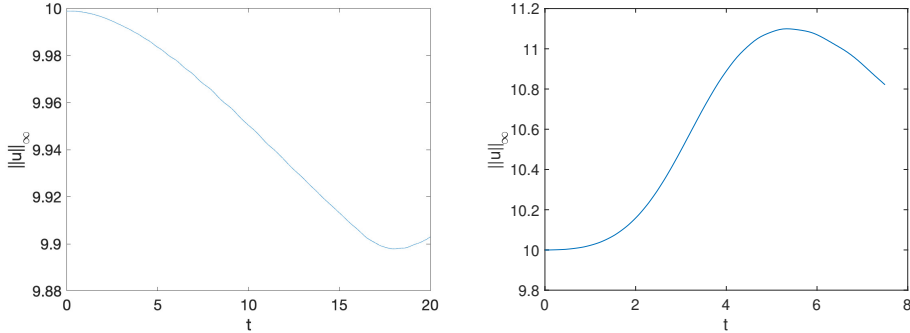


FIGURE 14.  $L^\infty$  norms of the solutions to the SGN equations for the initial data  $\zeta(x, 0) = \zeta_{10}(x)$ , and  $u(x, t = 0) = 1.01u_{10}(x)$  on the left and  $u(x, t = 0) = u_{10}(x) + 0.1 \exp(-x^2)$  on the right.

This becomes even clearer if we look at the solutions to the SGN equations for these initial data in Fig. 15. A strong growth especially in  $\zeta$  cannot be seen as a perturbation of the initial structure, but the structures moving to the left do not appear to be solitary waves of smaller amplitude (the bumps in the figures cannot be fitted to a solitary wave).

In all our experiments, considering the solitary waves of the WGN equations instead of the SGN equations yields no qualitative difference. In particular, we

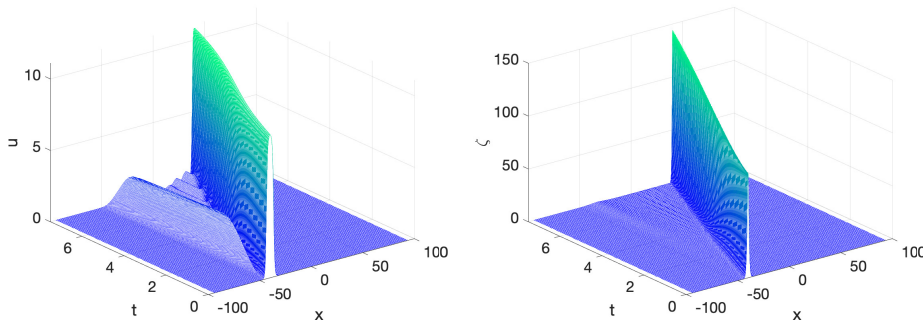


FIGURE 15. Solution to the SGN equations for the initial data  $u(x, t = 0) = u_{10}(x + 40) + 0.1 \exp(-((x + 40)^2))$ , on the left  $u$ , on the right  $\zeta$ .

observed no coherent state — other than the main wave— emerging from the perturbed solitary wave, which motivates our assertion that solitary waves appear stable.

We also performed a spectral stability analysis (not represented here) essentially amounting to that in [13] for cnoidal waves in the large-period limit. We found that, while the linearized SGN equations about cnoidal waves always exhibit unstable modes, the rate of instability decreases as the period grows, and that no unstable mode for solitary waves is captured in this way.

## 5. DISPERSIVE SHOCK WAVES

Both the SGN and WGN equations reduce to the so-called Saint-Venant or shallow-water system in the large wavelength limit. This is easily seen when considering the evolution equations of a one-parameter family of initial data varying on a scale of order  $1/\delta$ , for times of order  $1/\delta$ , where  $\delta \ll 1$ . Rescaling the coordinates  $x \mapsto \delta x$ ,  $t \mapsto \delta t$  (and once again setting  $g = d = 1$  by similar rescaling) yields for the SGN equations

$$(17) \quad \begin{cases} \partial_t \zeta + \partial_x(hu) = 0, \\ \partial_t \left( u - \frac{\delta^2}{3h} \partial_x(h^3 \partial_x u) \right) + \partial_x \zeta + u \partial_x u = \\ \delta^2 \partial_x \left( \frac{u}{3h} \partial_x(h^3 \partial_x u) + \frac{1}{2} h^2 (\partial_x u)^2 \right), \end{cases}$$

where in an abuse of notation, we have kept the same notation for the functions depending on  $\delta$  as for the case  $\delta = 1$ ; and for the WGN equations

$$(18) \quad \begin{cases} \partial_t \zeta + \partial_x(hu) = 0, \\ \partial_t \left( u - \frac{\delta^2}{3h} \partial_x F^\delta(h^3 \partial_x F^\delta u) \right) + \partial_x \zeta + u \partial_x u = \\ \delta^2 \partial_x \left( \frac{u}{3h} \partial_x F^\delta(h^3 \partial_x F^\delta u) + \frac{1}{2} h^2 (\partial_x F^\delta u)^2 \right), \end{cases}$$

where  $F^\delta$  is the Fourier multiplier defined by

$$\forall \varphi \in L^2(\mathbb{R}), \quad \widehat{F^\delta \varphi}(\xi) = F(\delta|\xi|) \widehat{\varphi}(\xi) \quad \text{where } F(k) = \sqrt{\frac{3}{|k| \tanh(|k|)} - \frac{3}{|k|^2}}.$$

Formally setting  $\delta = 0$ , both (17) and (18) reduce to the aforementioned shallow-water equations

$$(19) \quad \begin{cases} \partial_t \zeta + \partial_x(hu) = 0, \\ \partial_t u + \partial_x \zeta + u \partial_x u = 0. \end{cases}$$

This formal derivation can be made rigorous for a class of sufficiently regular initial data satisfying the non-cavitation assumption  $\inf_{\mathbb{R}}(1 + \zeta) > 0$ , and over a time interval of order 1 (i.e.  $1/\delta$  in non-rescaled coordinates); see [46, Section 6.1.2]. For longer times, it is well-known that (19) may generate shock singularities, and the large wavelength assumption becomes invalid before the singularity. In this case it is well-documented that solutions to dispersive modified systems may develop zones of rapid modulated oscillations in place of the shock, known as *dispersive shock waves* (DSWs). The literature on the subject is vast, and we refer to [35] for an overview and references in the case of the Korteweg-de Vries (KdV) equation as a perturbation of the inviscid Burgers (iB) equation, where a complete asymptotic description is available. Let us also mention [26,66] for a description of the Whitham modulation theory in the case of the SGN equations, and [18, 57, 58] for some numerical experiments. In contrast to [57] we do not consider here steplike initial data, but study the appearance of DSWs from smooth rapidly decaying initial data.

We will study the emergence of these DSWs by using as initial data a unidirectional wave for (19). Based on Riemann invariants, the solution to (19) with initial data satisfying  $u(x, t = 0) = 2\sqrt{1 + \zeta(x, t = 0)} - 2$  can be described as a *simple wave* with  $r(x, t) := u(x, t) + 2\sqrt{1 + \zeta(x, t)} - 2$  satisfying the iB equation

$$(20) \quad \partial_t r + (1 + \frac{3}{4}r) \partial_x r = 0.$$

Any spatially localized smooth solution to (20) develops a shock in finite time. We consider in the following initial data of the form  $\zeta(x, t = 0) = \exp(-(x - x_0)^2)$ , where  $x_0$  is a constant whose role is to avoid a propagation of the DSW beyond the boundary of the computational domain.

We first consider the SGN equations (17) with  $\delta = 0.1$ . We use  $N = 2^{10}$  Fourier modes on the computational domain  $3[-\pi, \pi]$ . We set  $x_0 = -3$ , and compute  $N_t = 10^4$  time steps for  $0 \leq t \leq 5$ . The solution can be seen as a function of time in Fig. 16. The formation of a DSW is clearly visible.

The oscillations can also be interpreted as a chain of solitary waves, see the solution for  $\zeta$  of Fig. 16 for  $t = 5$  on the left of Fig. 17. Thus this gives a further example of solitary wave resolution in this context. The Fourier coefficients of this solution on the right of the same figure show that the solution is numerically well resolved.

For smaller values of  $\delta$ , the DSW becomes more localized with stronger gradients. To treat the same initial data as in Fig. 16 for  $\delta = 10^{-2}$ , we use  $N = 2^{12}$  Fourier modes for  $x \in 2.5[-\pi, \pi]$  and  $N_t = 10^4$  time steps for  $0 \leq t \leq 1.3$ . The solution to (17) for  $t = 1.3$  can be seen in Fig. 18.

The fact that the solutions from Fig. 18 are more demanding on the computational resources is also clear from Fig. 19 where the Fourier coefficients for the solutions in Fig. 18 are shown. Despite higher resolution the Fourier coefficients decrease to the order of  $10^{-4}$  (the relative conservation of the third quantity in (1) is of the order of  $10^{-10}$ ) which implies a numerical error well below plotting accuracy.

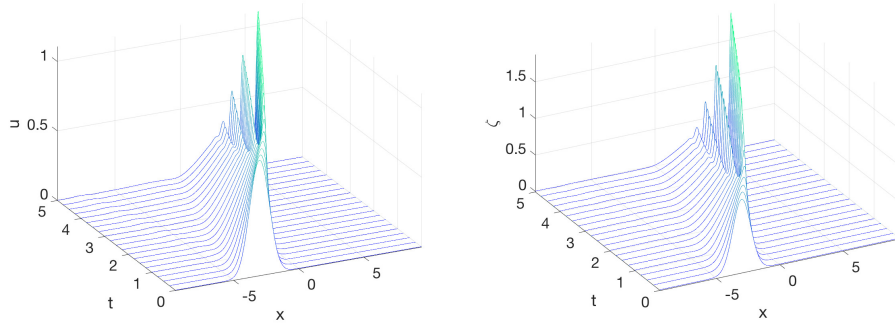


FIGURE 16. Solution to the SGN equations (17) with  $\delta = 0.1$  for  $\zeta(x, t = 0) = \exp(-(x + 3)^2)$ ,  $u(x, t = 0) = 2\sqrt{1 + \zeta(x, t = 0)} - 2$  in dependence of time; on the left  $u$ , on the right  $\zeta$ .

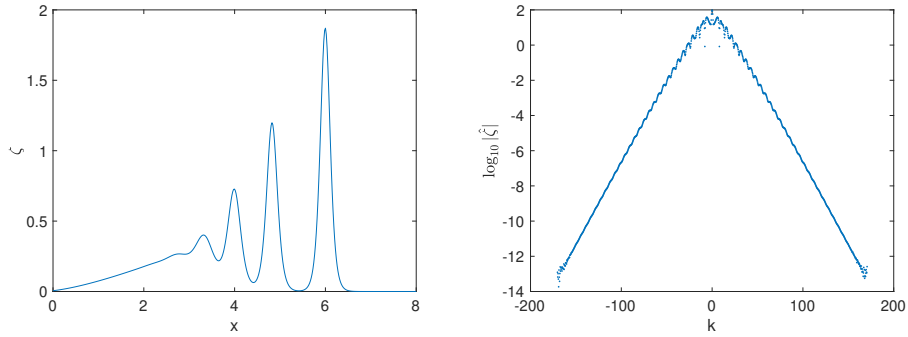


FIGURE 17. Function  $\zeta$  of Fig. 16 at  $t = 5$  on the left, and the Fourier coefficients on the right.

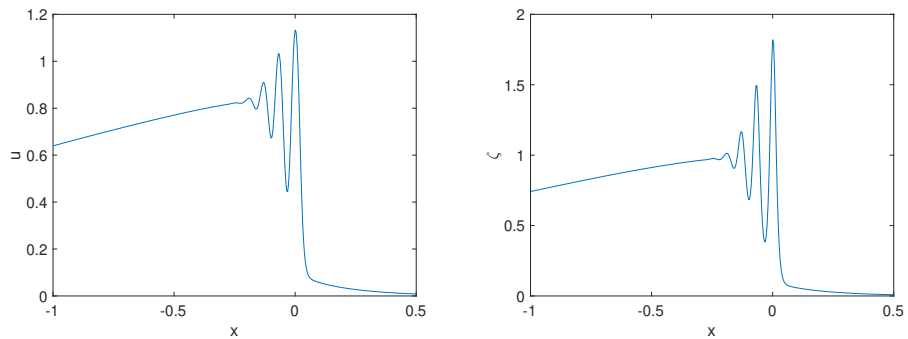


FIGURE 18. Solution to the SGN equations (17) with  $\delta = 0.01$  for  $\zeta(x, t = 0) = \exp(-(x + 3)^2)$ ,  $u(x, t = 0) = 2\sqrt{1 + \zeta(x, t = 0)} - 2$  at  $t = 1.3$ ; on the left  $u$ , on the right  $\zeta$ .

Using the same settings for the WGN equations (18) yields qualitatively similar results. We note however that the exponential decay rate for the WGN equations

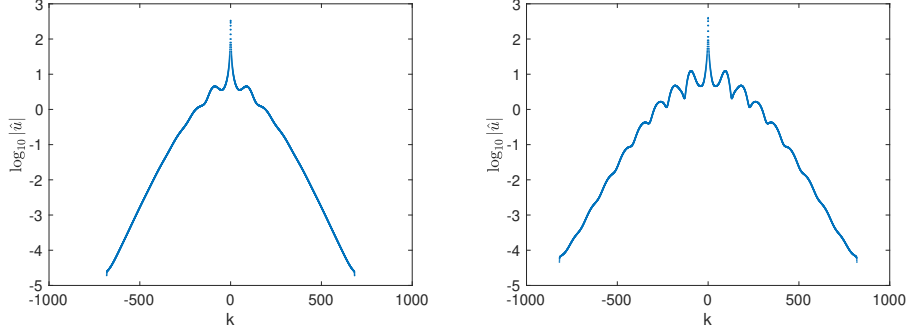


FIGURE 19. Fourier coefficients of the solutions shown in Fig. 18.

is smaller than the corresponding one for the SGN equation, consistently with the same observation for solitary waves. Therefore to study the case of Fig. 18 for the SGN equations, we use the same numerical parameters except for a higher number of Fourier modes ( $N = 2^{11}$ ). The solution at  $t = 5$  can be seen in Fig. 20.

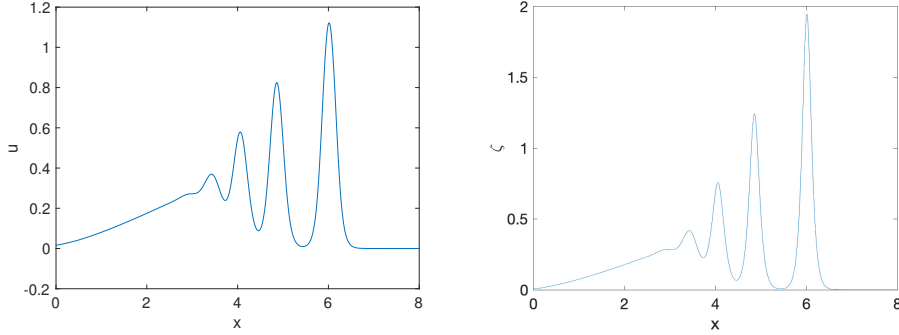


FIGURE 20. Solution to the WGN equations (18) with  $\delta = 0.1$  for  $\zeta(x, t = 0) = \exp(-(x + 3)^2)$ ,  $u(x, t = 0) = 2\sqrt{1 + \zeta(x, t = 0)} - 2$  in dependence of time; on the left  $u$ , on the right  $\zeta$ .

The behavior of Fourier coefficients as shown in Fig. 21 is similar to that shown in Fig. 17, although twice the resolution in Fourier space is needed in order to achieve the same decrease.

## 6. COMPARISON WITH THE CAMASSA-HOLM EQUATION

The appearance of dispersive shock waves in the examples of the previous section does not exclude the possibility of the emergence of shocks or other type of singularities for solutions with different initial data. An example of an equation with such a behavior is the Camassa-Holm equation [10]

$$(21) \quad \left(1 - \frac{5\delta^2}{12} \partial_x^2\right) \partial_t w + \partial_x w + \frac{3}{2} w \partial_x w - \frac{\delta^2}{4} \partial_x^3 w - \frac{5\delta^2}{24} (2(\partial_x w)(\partial_x^2 w) + w \partial_x^3 w) = 0.$$

Here we chose coefficients from [17, (17)], where it is proved that (21) is a higher order (when compared with (20)) unidirectional model for the SGN equations (17)

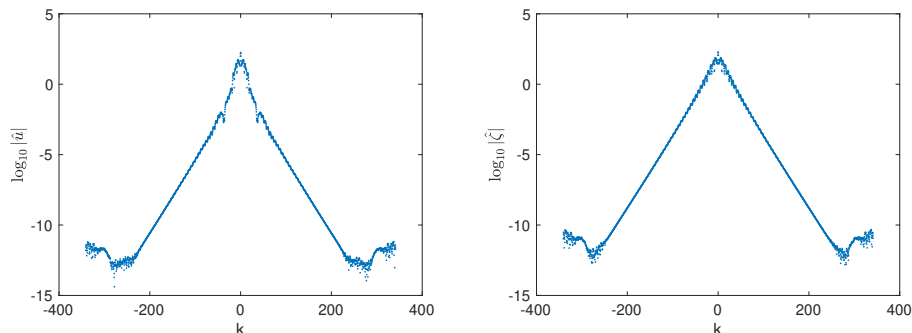


FIGURE 21. Fourier coefficients of the solutions shown in Fig. 20.

(and hence the WGN equations (18) as well), provided we set

$$(22) \quad \begin{cases} u = w + \frac{\delta^2}{12} \partial_x^2 w + \frac{\delta^2}{6} w \partial_x^2 w, \\ \zeta = u + \frac{1}{4} u^2 + \frac{\delta^2}{6} \partial_t \partial_x u - \frac{\delta^2}{6} u \partial_x^2 u - \frac{5\delta^2}{48} (\partial_x u)^2. \end{cases}$$

This equation generates both dispersive shock waves (see for instance [1, 34]) and finite-time singularities in the form of *surging wavebreaking* [16]. Let us finally mention that (21) and (17) are of the same kind, as quasilinear nonlocal dispersive systems with only differential operators.

The set of initial data for which solutions to (21) lead to finite-time wavebreaking contain any smooth and odd function  $w_0 = w(\cdot, t=0)$  such that  $w'_0(0) < 0$  and  $w_0(x) < 0$  for  $x > 0$  [55]; we choose here

$$w_0(x) = -x \exp(-x^2).$$

Inferring initial data for  $\zeta, u$  through (22) would require to know  $\partial_t \partial_x u(\cdot, t=0)$ , however we can approximately solve the equations with a harmless  $O(\delta^4)$  approximation by setting

$$(23) \quad \begin{cases} u(\cdot, t=0) =: u_0 = w_0 + \frac{\delta^2}{12} \partial_x^2 w_0 + \frac{\delta^2}{6} w_0 \partial_x^2 w_0 \\ \zeta(\cdot, t=0) = u_0 + \frac{1}{4} u_0^2 - \frac{\delta^2}{6} \partial_x^2 (u_0 + \frac{3}{4} u_0^2) - \frac{\delta^2}{6} u_0 \partial_x^2 u_0 - \frac{5\delta^2}{48} (\partial_x u_0)^2 \end{cases}$$

where we used (21) to infer that

$$\partial_t u = \partial_t w + O(\delta^2) = -(\partial_x w + \frac{3}{2} w \partial_x w) + O(\delta^2) = -(\partial_x u + \frac{3}{2} u \partial_x u) + O(\delta^2).$$

We consider the example  $\delta^2 = 0.1$ . For the computation we use  $N = 2^{11}$  Fourier modes for  $x \in 5[-\pi, \pi]$  and  $N_t = 10^4$  time steps for  $t \leq 10$ . The SGN solution for the initial data (23) can be seen in Fig. 22. Obviously strong gradients appear, but these do not lead to a shock formation.

This example is numerically challenging because of convergence problems for the GMRES algorithm which imply a pollution of the Fourier coefficients at high wave numbers. Therefore we use a dealiasing according to the 2/3-rule which means that the Fourier coefficients corresponding to the highest one third of the wave numbers are put equal to 0. If this is done, the example is well resolved in space as can be seen in Fig. 23 where the Fourier coefficients of the solution in Fig. 22 are shown for  $t = 10$ , and in time as inferred by the relative conservation of the third quantity in (1) to the order of  $10^{-12}$ . Once again, using the WGN equations (18) instead

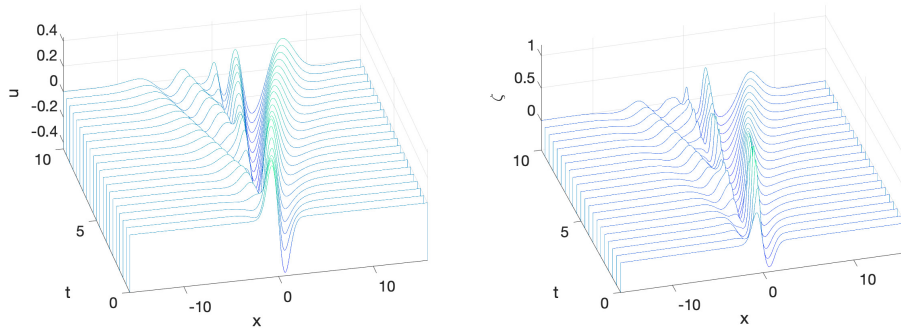


FIGURE 22. Solution to the SGN equations for the initial data (23) with  $\delta = 0.1$ .

of (17) does not modify substantially the behavior of the solution, and we do not show the corresponding pictures.

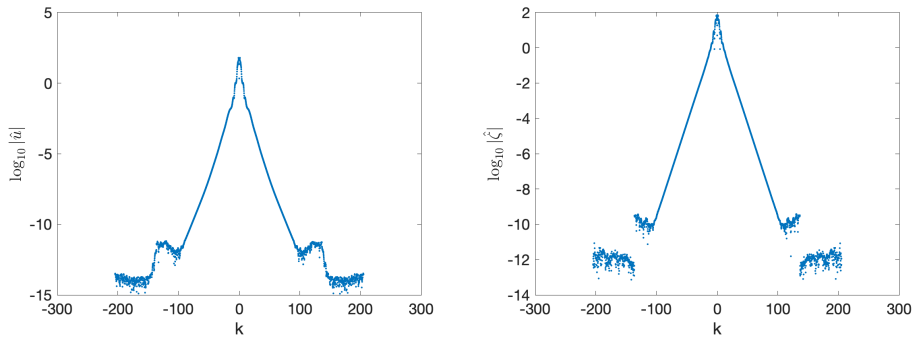


FIGURE 23. Fourier coefficients of the solutions shown in Fig. 22 for  $t = 10$ .

## 7. NEAR-CAVITATION INITIAL DATA

In Sections 5 and 6, we used initial data leading to shocks for simplified models, and observed for each scenario that the solutions to both the SGN and WGN equations remained smooth. This leaves open the important question of global-in-time well-posedness of the equations. Let us recall that the local well-posedness of the SGN equations has been proved in [53] —and later on in more general frameworks in [2, 20, 30, 39]— but that the technique in these works (essentially energy methods) does not allow to obtain global well-posedness, in particular due to the fact that the regularity of the functional setting is far more stringent than the conserved energy functional, i.e. the third quantity in (1). It should be mentioned that the Boussinesq system obtained when neglecting the nonlinear dispersive terms in (SGN) is known to be globally well-posed provided that the non-cavitation assumption  $\inf_{\mathbb{R}}(1 + \zeta) > 0$  is initially satisfied, by [3, 62]; see also [59]. This result does not generalize easily to the SGN or the WGN equations. Very recently, Bae and Granero-Belinchón showed in [5] that if the non-cavitation assumption initially

fails to hold at one single point and some symmetry assumptions are enforced, then solutions to (SGN) (or rather an equivalent reformulation when the non-cavitation assumption holds) preserve these assumptions for positive time and cannot remain smooth globally in time.

Motivated by this result, we consider the initial data

$$(24) \quad \zeta(x, t = 0) = -0.9 \exp(-x^2), \quad u(x, t = 0) = -x \exp(-x^2).$$

The non-cavitation assumption is valid initially and hence, by the conservation of mass equation, will remain valid as long as the solution remains smooth [45]. As we see in the numerical results below, such initial data produce very steep gradients, and a possible blowup scenario which deserves to be investigated in more details.

To address this question we use  $N = 2^{12}$  Fourier modes for  $x \in 2.5[-\pi, \pi]$  with dealiasing and  $N_t = 10^4$  time steps for  $t \leq 3$  to solve the SGN equations for the initial data (24). The solution can be seen in Fig. 24.

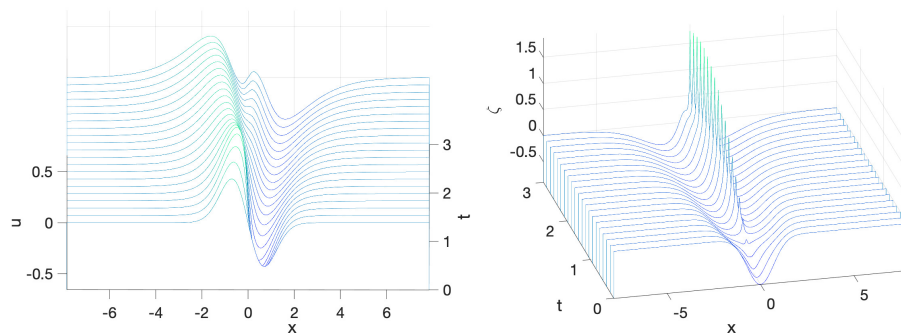


FIGURE 24. Solution to the SGN equations for the initial data (24), on the left  $u$ , on the right  $\zeta$ .

The function  $\zeta$  develops some cusp-like structure which is strongly peaked. The solution at the final time is shown in Fig. 25. The function  $u$  appears to stay smooth.

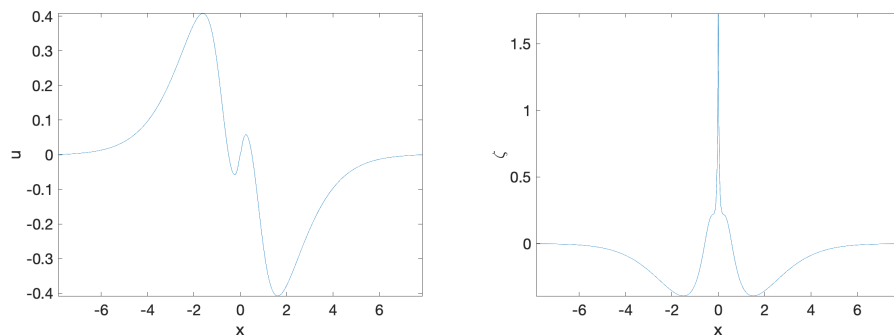


FIGURE 25. Solution to the SGN equations for the initial data (24) for  $t = 3$ , on the left  $u$ , on the right  $\zeta$ .



To decide whether a blow-up is possible in this case, we show the  $L^\infty$  norms of both  $\zeta$  and  $\zeta_x$  in Fig. 26 in dependence of time. Whereas the  $L^\infty$  norm of  $\zeta$  grows for some time, it reaches a maximum for  $t \sim 2.5$  and decreases then. Thus there is no  $L^\infty$  blow-up, but the strong gradient can be seen in the same figure on the right. But also the  $L^\infty$  norm of the gradient appears to reach a finite maximum. This would indicate that one is close to a cusp-like situation, but that the solution stays smooth in this example.

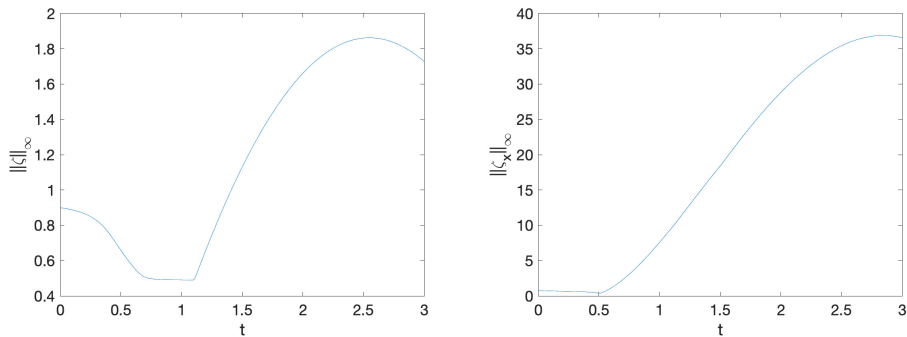


FIGURE 26.  $L^\infty$  norms of the solution  $\zeta$  to the SGN equations for the initial data (24) on the left and for its gradient on the right.

Note that the solution is well resolved: the resolution in time as indicated by the relative conservation of the conserved quantities is of the order of  $10^{-9}$ , and the Fourier coefficients of the solution are shown in Fig. 27. The above results do not change within numerical precision if the computation is repeated with  $N = 2^{14}$  Fourier modes.

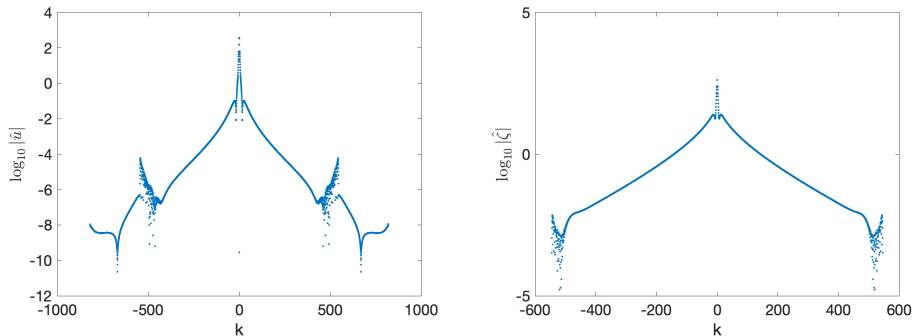


FIGURE 27. The Fourier coefficients of the solution to the SGN equations for the initial data (24), on the left  $u$ , on the right for  $\zeta$ .

## 8. OUTLOOK

In this paper we have investigated numerically several aspects of solutions to Serre-Green-Naghdi type equations. First we have obtained a family of supercritical solitary waves of the fully dispersive system —corresponding to the explicit ones

of the original Serre-Green-Naghdi system— with no upper bound on the admissible velocities. Investigating the dynamic stability of these solitary waves, we have found no sign of instability, even for large velocities. We have also set up several experiments for which solutions develop zones of rapid modulated oscillations (dispersive shock waves) or steep gradients, but we have never monitored finite-time singularity formations.

On the numerical side, we have shown that an approach based on a Fourier spectral method combined with the Krylov subspace iterative method GMRES is very efficient and allows to study with high accuracy non-trivial and computationally demanding problems. The same approach could be applied to these equations in 2D which will be considered in the future. From a numerical point of view, there are two main directions of research to explore to further improve the code: first better preconditioners for GMRES adapted to the situations to be studied could increase the efficiency (which would be helpful in higher dimensions) and allow to study even more extreme situations which is mainly interesting from a theoretical point of view. Secondly one could improve the time integration by studying stiff integrators for PDEs with stiffness in the nonlinear part, see for instance [9] and references therein.

#### REFERENCES

- [1] S. Abenda, T. Grava, and C. Klein. Numerical solution of the small dispersion limit of the Camassa-Holm and Whitham equations and multiscale expansions. *SIAM J. Appl. Math.*, 70(8):2797–2821, 2010.
- [2] B. Alvarez-Samaniego and D. Lannes. A Nash-Moser theorem for singular evolution equations. Application to the Serre and Green-Naghdi equations. *Indiana Univ. Math. J.*, 57(1):97–131, 2008.
- [3] C. J. Amick. Regularity and uniqueness of solutions to the Boussinesq system of equations. *J. Differential Equations*, 54(2):231–247, 1984.
- [4] C. J. Amick and J. F. Toland. On solitary water-waves of finite amplitude. *Arch. Rational Mech. Anal.*, 76(1):9–95, 1981.
- [5] H. Bae and R. Granero-Belinchn. Singularity formation for the Serre-Green-Naghdi equations and applications to abcd-Boussinesq systems. arXiv preprint:2001.11937.
- [6] E. Barthélemy. Nonlinear shallow water theories for coastal waves. *Surveys in Geophysics*, 25(3-4):315–337, 2004.
- [7] S. Bazdenkov, N. Morozov, and O. Pogutse. Dispersive effects in two-dimensional hydrodynamics. In *Soviet Physics Doklady*, volume 32, page 262, 1987. In Russian.
- [8] P. Bonneton, F. Chazel, D. Lannes, F. Marche, and M. Tissier. A splitting approach for the fully nonlinear and weakly dispersive Green-Naghdi model. *J. Comput. Phys.*, 230(4):1479–1498, 2011.
- [9] M. Caliari, P. Kandolf, A. Ostermann, and S. Rainer. The Leja method revisited: backward error analysis for the matrix exponential. *SIAM J. Sci. Comput.*, 38(3):A1639–A1661, 2016.
- [10] R. Camassa and D. D. Holm. An integrable shallow water equation with peaked solitons. *Phys. Rev. Lett.*, 71(11):1661–1664, 1993.
- [11] R. Camassa, D. D. Holm, and C. D. Levermore. Long-time effects of bottom topography in shallow water. *Phys. D*, 98(2-4):258–286, 1996. Nonlinear phenomena in ocean dynamics (Los Alamos, NM, 1995).
- [12] J. D. Carter. Bidirectional Whitham equations as models of waves on shallow water. *Wave Motion*, 82:51–61, 2018.
- [13] J. D. Carter and R. Cienfuegos. The kinematics and stability of solitary and cnoidal wave solutions of the Serre equations. *Eur. J. Mech. B Fluids*, 30(3):259–268, 2011.
- [14] R. Cienfuegos, E. Barthélemy, and P. Bonneton. A fourth-order compact finite volume scheme for fully nonlinear and weakly dispersive Boussinesq-type equations. I. Model development and analysis. *Internat. J. Numer. Methods Fluids*, 51(11):1217–1253, 2006.

- [15] D. Clamond and D. Dutykh. Practical use of variational principles for modeling water waves. *Phys. D*, 241(1):25–36, 2012.
- [16] A. Constantin and J. Escher. Wave breaking for nonlinear nonlocal shallow water equations. *Acta Math.*, 181(2):229–243, 1998.
- [17] A. Constantin and D. Lannes. The hydrodynamical relevance of the Camassa-Holm and Degasperis-Procesi equations. *Arch. Ration. Mech. Anal.*, 192(1):165–186, 2009.
- [18] F. Dias and P. Milewski. On the fully-nonlinear shallow-water generalized Serre equations. *Phys. Lett., A*, 374(8):1049–1053, 2010.
- [19] E. Dinvay, D. Dutykh, and H. Kalisch. A comparative study of bi-directional Whitham systems. *Appl. Numer. Math.*, 141:248–262, 2019.
- [20] V. Duchêne and S. Israwi. Well-posedness of the Green-Naghdi and Boussinesq-Peregrine systems. *Ann. Math. Blaise Pascal*, 25(1):21–74, 2018.
- [21] V. Duchêne, S. Israwi, and R. Talhouk. A new class of two-layer Green-Naghdi systems with improved frequency dispersion. *Stud. Appl. Math.*, 137(3):356–415, 2016.
- [22] V. Duchêne, D. Nilsson, and E. Wahlén. Solitary Wave Solutions to a Class of Modified Green-Naghdi Systems. *J. Math. Fluid Mech.*, 20(3):1059–1091, 2018.
- [23] A. Duran and F. Marche. Discontinuous-Galerkin discretization of a new class of Green-Naghdi equations. *Commun. Comput. Phys.*, 17(3):721–760, 2015.
- [24] D. Dutykh, D. Clamond, P. Milewski, and D. Mitsotakis. Finite volume and pseudo-spectral schemes for the fully nonlinear 1D Serre equations. *European J. Appl. Math.*, 24(5):761–787, 2013.
- [25] M. Ehrnström and E. Wahlén. On Whitham’s conjecture of a highest cusped wave for a nonlocal dispersive equation. *Ann. Inst. H. Poincaré Anal. Non Linéaire*, 36(6):1603–1637, 2019.
- [26] G. A. El, R. H. J. Grimshaw, and N. F. Smyth. Unsteady undular bores in fully nonlinear shallow-water theory. *Phys. Fluids*, 18(2):027104, 17, 2006.
- [27] L. Emerald. Rigorous derivation from the water waves equations of some full dispersion shallow water models. ArXiv preprint: 2004.09240.
- [28] N. Favrie and S. Gavriluk. A rapid numerical method for solving Serre-Green-Naghdi equations describing long free surface gravity waves. *Nonlinearity*, 30(7):2718–2736, 2017.
- [29] Z. I. Fedotova, G. S. Khakimzyanov, and D. Dutykh. Energy equation for certain approximate models of long-wave hydrodynamics. *Russian J. Numer. Anal. Math. Modelling*, 29(3):167–178, 2014.
- [30] H. Fujiwara and T. Iguchi. A shallow water approximation for water waves over a moving bottom. In *Nonlinear dynamics in partial differential equations*, volume 64 of *Adv. Stud. Pure Math.*, pages 77–88. Math. Soc. Japan, Tokyo, 2015.
- [31] S. Gavriluk. Multiphase flow modeling via Hamilton’s principle. In *Variational models and methods in solid and fluid mechanics*, volume 535 of *CISM Courses and Lect.*, pages 163–210. SpringerWienNewYork, Vienna, 2011.
- [32] S. Gavriluk, H. Kalisch, and Z. Khorsand. A kinematic conservation law in free surface flow. *Nonlinearity*, 28(6):1805–1821, 2015.
- [33] S. L. Gavriluk and V. M. Teshukov. Generalized vorticity for bubbly liquid and dispersive shallow water equations. *Contin. Mech. Thermodyn.*, 13(6):365–382, 2001.
- [34] T. Grava and C. Klein. Numerical study of a multiscale expansion of Korteweg-de Vries and Camassa-Holm equation. In *Integrable systems and random matrices*, volume 458 of *Contemp. Math.*, pages 81–98. Amer. Math. Soc., Providence, RI, 2008.
- [35] T. Grava and C. Klein. A numerical study of the small dispersion limit of the Korteweg-de Vries equation and asymptotic solutions. *Phys. D*, 241(23-24):2246–2264, 2012.
- [36] A. E. Green and P. M. Naghdi. A derivation of equations for wave propagation in water of variable depth. *J. Fluid Mech.*, 78(02):237–246, 1976.
- [37] V. M. Hur. Wave breaking in the Whitham equation. *Adv. Math.*, 317:410–437, 2017.
- [38] D. Ionescu-Kruse. Variational derivation of the Green-Naghdi shallow-water equations. *J. Nonlinear Math. Phys.*, 19(suppl. 1):1240001, 12, 2012.
- [39] S. Israwi. Large time existence for 1D Green-Naghdi equations. *Nonlinear Analysis: Theory, Methods & Applications*, 74(1):81–93, 2011.
- [40] B. Jiang and Q. Bi. Classification of traveling wave solutions to the Green-Naghdi model. *Wave Motion*, 73:45–56, 2017.

- [41] J. W. Kim, K. J. Bai, R. C. Ertekin, and W. C. Webster. A derivation of the Green-Naghdi equations for irrotational flows. *J. Engrg. Math.*, 40(1):17–42, 2001.
- [42] C. Klein. Fourth order time-stepping for low dispersion Korteweg-de Vries and nonlinear Schrödinger equations. *Electron. Trans. Numer. Anal.*, 29:116–135, 2007/08.
- [43] C. Klein, F. Linares, D. Pilod, and J.-C. Saut. On Whitham and related equations. *Stud. Appl. Math.*, 140(2):133–177, 2018.
- [44] C. Klein and J.-C. Saut. A numerical approach to blow-up issues for dispersive perturbations of Burgers’ equation. *Phys. D*, 295/296:46–65, 2015.
- [45] O. A. Ladyzhenskaya and V. A. Solonnikov. Unique solvability of an initial-and boundary-value problem for viscous incompressible nonhomogeneous fluids. *J. Sov.*, 9(5):697–749, 1978.
- [46] D. Lannes. *The water waves problem*, volume 188 of *Mathematical Surveys and Monographs*. American Mathematical Society, Providence, RI, 2013. Mathematical analysis and asymptotics.
- [47] D. Lannes and P. Bonneton. Derivation of asymptotic two-dimensional time-dependent equations for surface water wave propagation. *Physics of Fluids*, 21(1):016601, 2009.
- [48] D. Lannes and F. Marche. A new class of fully nonlinear and weakly dispersive Green-Naghdi models for efficient 2D simulations. *J. Comput. Phys.*, 282:238–268, 2015.
- [49] O. Le Métayer, S. Gavriluk, and S. Hank. A numerical scheme for the Green-Naghdi model. *J. Comput. Phys.*, 229(6):2034–2045, 2010.
- [50] M. Li, P. Guyenne, F. Li, and L. Xu. High order well-balanced CDG-FE methods for shallow water waves by a Green-Naghdi model. *J. Comput. Phys.*, 257(part A):169–192, 2014.
- [51] Y. A. Li. Linear stability of solitary waves of the Green-Naghdi equations. *Comm. Pure Appl. Math.*, 54(5):501–536, 2001.
- [52] Y. A. Li. Hamiltonian structure and linear stability of solitary waves of the Green-Naghdi equations. *J. Nonlinear Math. Phys.*, 9(suppl. 1):99–105, 2002. Recent advances in integrable systems (Kowloon, 2000).
- [53] Y. A. Li. A shallow-water approximation to the full water wave problem. *Comm. Pure Appl. Math.*, 59(9):1225–1285, 2006.
- [54] N. Makarenko. A second long-wave approximation in the cauchy-poisson problem. *Dyn. Contin. Media*, 77:56–72, 1986. In Russian.
- [55] H. P. McKean. Breakdown of the Camassa-Holm equation. *Comm. Pure Appl. Math.*, 57(3):416–418, 2004.
- [56] J. Miles and R. Salmon. Weakly dispersive nonlinear gravity waves. *J. Fluid Mech.*, 157:519–531, 1985.
- [57] D. Mitsotakis, D. Dutykh, and J. Carter. On the nonlinear dynamics of the traveling-wave solutions of the Serre system. *Wave Motion*, 70:166–182, 2017.
- [58] D. Mitsotakis, B. Ilan, and D. Dutykh. On the Galerkin/finite-element method for the Serre equations. *J. Sci. Comput.*, 61(1):166–195, 2014.
- [59] L. Molinet, R. Talhouk, and I. Zaiter. The classical boussinesq system revisited. arXiv preprint:2001.11870.
- [60] Y. Saad and M. H. Schultz. GMRES: a generalized minimal residual algorithm for solving nonsymmetric linear systems. *SIAM J. Sci. Statist. Comput.*, 7(3):856–869, 1986.
- [61] R. Salmon. Hamiltonian fluid mechanics. *Annual Review of Fluid Mechanics*, 20(1):225–256, 1988.
- [62] M. E. Schonbek. Existence of solutions for the Boussinesq system of equations. *J. Differential Equations*, 42(3):325–352, 1981.
- [63] F. J. Seabra-Santos, D. P. Renouard, and A. M. Temperville. Numerical and experimental study of the transformation of a solitary wave over a shelf or isolated obstacle. *J. Fluid Mech.*, 176:117–134, 3 1987.
- [64] F. Serre. Contribution à l’étude des écoulements permanents et variables dans les canaux. *La Houille Blanche*, (6):830–872, 1953.
- [65] C. H. Su and C. S. Gardner. Korteweg-de Vries equation and generalizations. III. Derivation of the Korteweg-de Vries equation and Burgers equation. *J. Mathematical Phys.*, 10:536–539, 1969.
- [66] S. Tkachenko, S. Gavriluk, and K.-M. Shyue. Hyperbolicity of the modulation equations for the serre-green-naghdi model. arXiv preprint:1904.07276.
- [67] G. Wei, J. T. Kirby, S. T. Grilli, and R. Subramanya. A fully nonlinear Boussinesq model for surface waves. I. Highly nonlinear unsteady waves. *J. Fluid Mech.*, 294:71–92, 1995.

- [68] V. E. Zakharov. Stability of periodic waves of finite amplitude on the surface of a deep fluid. *J. Appl. Mech. Tech. Phys.*, 9:190–194, 1968.

UNIV RENNES, CNRS, IRMAR - UMR 6625, F-35000 RENNES, FRANCE, E-MAIL VINCENT.DUCHENE@UNIV-RENNES1.FR

INSTITUT DE MATHÉMATIQUES DE BOURGOGNE, UMR 5584, UNIVERSITÉ DE BOURGOGNE-FRANCHE-COMTÉ, 9 AVENUE ALAIN SAVARY, 21078 DIJON CEDEX, FRANCE, E-MAIL CHRISTIAN.KLEIN@U-BOURGOGNE.FR