



HAL
open science

Late Devonian benthic ostracods from western Junggar, NW China: Implications for palaeoenvironmental reconstruction

Junjun Song, S. Crasquin, Yiming Gong

► **To cite this version:**

Junjun Song, S. Crasquin, Yiming Gong. Late Devonian benthic ostracods from western Junggar, NW China: Implications for palaeoenvironmental reconstruction. *Geological Journal*, 2019, 54 (1), pp.91-100. 10.1002/gj.3156 . hal-02613928

HAL Id: hal-02613928

<https://hal.science/hal-02613928>

Submitted on 11 Dec 2020

HAL is a multi-disciplinary open access archive for the deposit and dissemination of scientific research documents, whether they are published or not. The documents may come from teaching and research institutions in France or abroad, or from public or private research centers.

L'archive ouverte pluridisciplinaire **HAL**, est destinée au dépôt et à la diffusion de documents scientifiques de niveau recherche, publiés ou non, émanant des établissements d'enseignement et de recherche français ou étrangers, des laboratoires publics ou privés.

Late Devonian benthic ostracods from the western Junggar, NW China:

Implications for palaeoenvironmental reconstruction

JUNJUN SONG^{1,2}, SYLVIE CRASQUIN² *and* YIMING GONG¹

¹State Key Laboratory of Biogeology and Environmental Geology, School of Earth Sciences, China University of Geosciences, Wuhan 430074, China; e-mails: hnlisa@126.com, ymgong@cug.edu.cn

²CR2P, MNHN-UPMC, CNRS, Sorbonne Universités, Université Pierre et Marie Curie, T46-56, E.5, case 104, 75252 Paris cedex 05, France; e-mail: sylvie.crasquin@upmc.fr

Abstract- This study focuses on palaeoecology and palaeobiogeography of Late Devonian ostracods based on more than 4500 carapaces collected from sections in the western Junggar, NW China. According to the ostracod faunas from the Hongguleleng Formation, three ecological assemblages for an open oceanic island arc are proposed, i.e., OA1 (Ostracod Assemblage-1), OA2 (Ostracod Assemblage-2) and OA3 (Ostracod Assemblage-3). They characterize foreshore, nearshore and offshore, respectively. Water energy should be the first environmental factor controlling the composition of the ostracod assemblages from the Lower Member of the Hongguleleng Formation, and salinity fluctuations could be also involved. Many cosmopolitan species were present in the diversified ostracod faunas of the Hongguleleng Formation, suggesting possible biogeographic relationships between the Kazakhstan Plate and South China, North America and Russian plates. The ostracods from Late Devonian of the Kazakhstan Plate might migrate to the South China Block and Laurentia-Baltica by ocean currents and sea-level changes, which also implies that neritic faunal exchanges were possible along the Palaeo-Tethys

during the Late Devonian.

Keywords: Ostracods, palaeoecology, palaeobiogeography, Late Devonian, western Junggar

1. Introduction

Ostracoda are microcrustacea appeared in the Early Ordovician and still developed today (Horne et al., 2002; Siveter, 2008). They are very sensitive to the ambient environment conditions and variations, such as salinity, bathymetry, temperature, hydrodynamics, oxygenation and nutrients supply, etc.(Casier and Olempska, 2008; Olempska and Belka, 2010; Jones, 2011; Racheboeuf et al., 2012; Maillet et al., 2013). Ostracods may offer special insights into the characteristics and evolution of the Devonian global bio-environments (Lethiers, 1983; Lethiers and Raymond, 1991; Becker and Braun, 2008; Song and Gong, 2017).

Until recently, most studies on palaeoecology of the Devonian ostracods have been conducted on continental margins or in epicontinental basins, primarily in Europe and North America (e.g., Becker, 1964, 1965, 1971, 2000; Bandel and Becker, 1975; Becker and Bless, 1987; Casier, 2004, 2008, 2017; Maillet et al., 2013), as well as South China (Wang, 1988, 2009). Casier (2004, 2008) proposed a new ostracod assemblage denomination, i.e. Eifelian Mega-Assemblage (=Assemblages 0-III), Thüringian Mega-Assemblage (=Assemblage IV) and Myodocopid Mega-Assemblage (=Assemblage V), which express the palaeoenvironments from the nearshore to deep basins. Similarly, five ostracod associations were recognized in the Palaeozoic strata of South China (Wang, 1988,

2009) i.e., the leperditiid, palaeocopid, smooth-podocopid, spinose-podocopid and entomozoacean associations. In contrast, the palaeoecology of ostracods in an open oceanic setting far from continental-derived sediments remain poorly known. In this paper, all the samples of ostracods were collected from the western Junggar, NW China, featured by the archipelago during the Palaeozoic (Gong and Zong, 2015). Studies of sedimentary petrology and trace element geochemistry indicate that the Late Devonian Hongguleleng Formation was deposited with intermittent periods of volcanic activities (Carmichael et al., 2014, 2016; Fan and Gong, 2016).

Thus, the main aim of this study is to assess the influence of palaeoenvironmental changes in the open oceanic island arc on the distribution and composition of ostracod assemblage, and discuss their special significance in palaeogeography of Palaeo-Tethys during the Late Devonian.

2. Geological setting and section descriptions

The western Junggar region (WJR) is located in the northwest of Xinjiang Uygur Autonomous Region (referred as Xinjiang), NW China, where the Kazakhstan, Siberia and Tarim plates join. WJR is an important component of the Central Asian Orogenic Belt (CAOB) during the Palaeozoic (Cocks and Torsvik, 2007; Windley et al., 2007; Gong and Zong, 2015). The study area belongs to the Late Devonian volcanic arc setting (Xiao et al., 2010), with widespread Palaeozoic sedimentary rocks and various types of volcanic produces (Fig. 1). Mostly Late Devonian Hongguleleng Formation were deposited in the back-arc basin of the Zharma–Saur arc in the Shaerbuerti Mountains (Fig. 1), where yielded abundant and diversified faunas (e.g.,

brachiopods, bryozoans, conodonts, trilobites, plants, etc.) (Xu et al., 1990; Xia, 1996; Windley et al., 2007; Chen et al., 2009; Suttner et al., 2014; Wang et al., 2016) and trace fossils (Fan and Gong, 2016).

In our study, fieldworks had been carried out in four sections, namely the Wulankeshun, Bulongour, Gennaren and Emuha sections (Fig. 2A). The Late Devonian Hongguleleng Formation crops out well with abundant fossils in the first three sections, which have similar lithology, especially in the Wulankeshun and Bulongour sections (Fig. 2). Unfortunately, most of the Upper Devonian is missing in the Emuha section (Song and Gong, 2015). Therefore, this paper focused on the ostracods collected from the Hongguleleng Formation in the Wulankeshun and Bulongour sections, and the results of systematic palaeontology has already been published (Song et al., 2017).

The Wulankeshun section (N 46°46'05.12"; E 84°54'43.98", hereinafter referred as WLS) is located approximately 65 km west of Hebukesar Mongol Autonomous County (Figs 1, 2). It exhibits continuous outcrop from the Late Devonian to Early Carboniferous (Wang et al., 2015): series of the Zhulumute, Hongguleleng to Heishantou formations without major tectonic deformation (Fig. 2). The Hongguleleng Formation (372.4 m thick) could be divided into three members: the Lower Member is made of grey, grey-yellow bioclastic limestones; the Middle Member consists of variegated fine-grained volcanoclastic rocks and the Upper Member is composed of grey-green, grey yellow bioclastic limestones and calcareous-pelitic clastic rocks (Fig. 2).

The Bulongour section (N 46°45'10.26"; E 86°08'20.70", hereinafter referred as BLS) is located in the north of Hoxtolgay, about 1.5 km northwest of the Bulongour Reservoir (Figs 1, 2), and about 90 km east to the WLS. This is the type section of the Hongguleleng Formation and has been extensively studied previously (e.g., Xu et al., 1990; Chen et al., 2009; Suttner et al., 2014). In this study, the sampling is concentrated the Lower Member of the Hongguleleng Formation in both sections for well-preserved ostracods fossils in the limestones.

Extensive works on the Hongguleleng Formation had been carried out by our research group beforehand, especially in the WLS for conodont biostratigraphy (Wang et al., 2016), sedimentary (Fan and Gong, 2016) and geochemistry (Wang, 2016). In this paper, the palaeoenvironment of the Lower Member of the Hongguleleng Formation summarized the results of Fan and Gong (2016) and Wang (2016). Fan and Gong (2016) gave an overview on sedimentary structure and trace fossils from both WLS and BLS, Wang (2016) studied the conodont biofacies and microfacies from WLS. Totally, four palaeoenvironments could be recognized from the bottom to top in the Lower Member of the Hongguleleng Formation, i.e., foreshore (bed 18 of WLS and bed 1A of BLS), nearshore (bed 19 and beds 22-23 of WLS, bed 1B and bed 3 of BLS) and offshore (beds 20-21 of WLS and bed 2 of BLS).

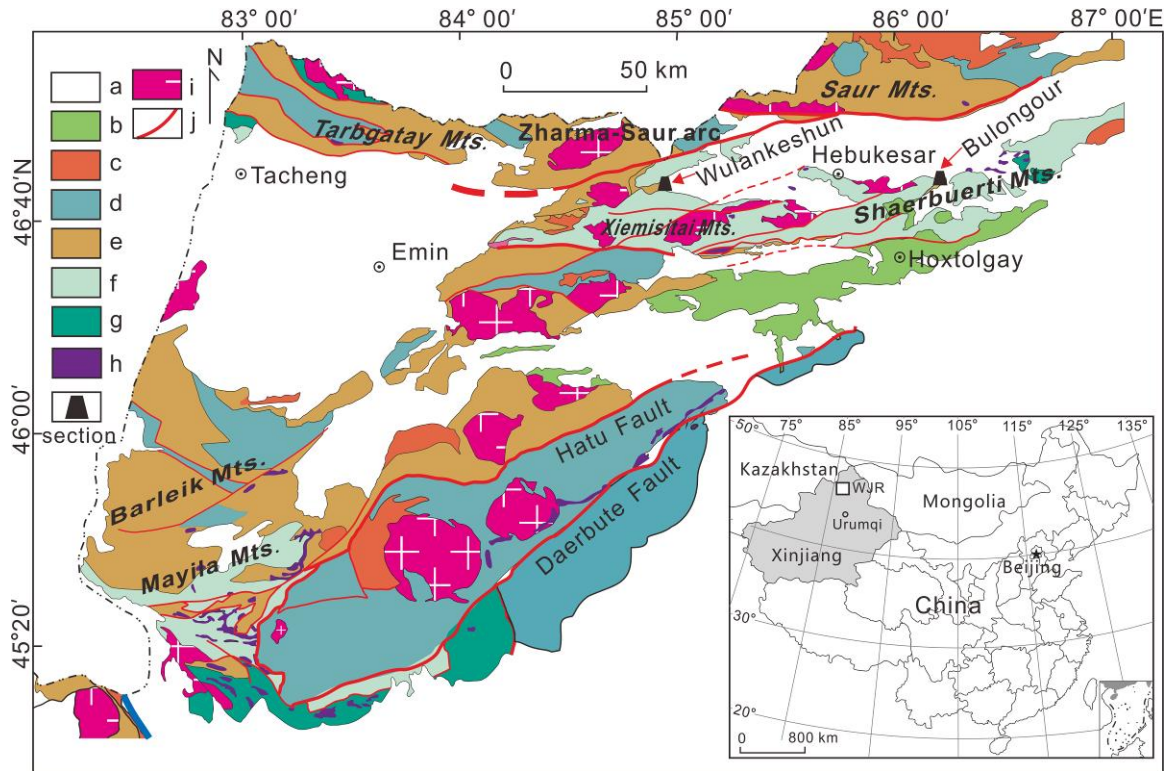


Fig.1. Location map of the studied sections and simplified geology in the western Junggar, NW China (modified after Gong and Zong, 2015). a-Quaternary; b-Mesozoic; c-Permian; d-Carboniferous; e-Devonian; f-Silurian; g-Ordovician; h- ophiolite; i- granite; j- fault




Fig.2. Correlations between the Wulankeshun and Bulongour sections in the western Junggar, NW China (modified after Song et al., 2017). A- Locations of sections; B- View of the Lower Member of the Hongguleleng Formation in the WLS; C- Thin sections of rocks from the Hongguleleng Formation in the BLS; D- Brachiopods in the Lower Member of the Hongguleleng Formation in the WLS; E- Trace fossils in the Upper Member of the Hongguleleng Formation in the WLS.

3. Materials

213 samples were collected by our working group from the Wulankeshun, Bulongour and Gennaren sections from 2011 to 2016. More than 4500 carapaces, valves and fragments of ostracods were extracted from limestones by hot-acetolysis (Lethiers and Crasquin-Soleau, 1988; Crasquin-Soleau et al., 2005). Among them, about 2500 and 1900 specimens were obtained from the BLS and WLS, respectively. 53 species belonging to 31 genera were recognized: 45 species belonging to 29 genera from the BLS and 49 species belonging to 28 genera from the WLS (Song et al., 2017). The ostracod faunas from all the Lower Member of the Hongguleleng Formation are dominated by Metacopina (i.e., Bairdiocypridoidea, Healdioidea and Quasillitoidea), Podocopida (i.e., Bairdioidea), Palaeocopida (e.g., Hollinoidea, Primitiopsioidea and Paraparchitoidea), Platycopida (Kloedenelloidea) and Myodocopida (Entomozoidea) (Song et al., 2017; Table 1).

Table 1 Numbers of species per bed in the studied sections (summarized from Song et al., 2017)

Order	Superfamily/ Family	Bulongour			Wulankeshun					
		bed 1	bed 2	bed 3	bed 18	bed 19	bed 20	bed 21	bed 22	bed 23
	Beyrichioidea	0	0	1	0	0	0	0	0	0
	Hollinoidea	5	4	2	4	6	4	5	3	3
	Primitiopsioidea	1	1	1	1	1	1	1	1	1
Palaeocopida	Kirkbyoidea	0	1	1	1	1	0	1	0	0
	Cryptophyllidae	1	0	0	0	0	0	0	0	0
	Paraparchitoidea	2	2	2	3	2	1	1	1	0
	Youngielloidea	1	1	1	0	1	1	1	1	1
Platycopida	Kloedenelloidea	3	4	2	2	2	3	3	2	0
Podocopida	Bairdioidea	1	11	5	1	10	10	8	6	4

	Bairdiocypridoidea	3	7	10	1	8	8	9	7	4
Metacopina	Quasillitoidea	0	0	1	1	0	0	0	0	0
	Healdioidea	2	4	3	2	3	4	3	2	2
Myodocopida	Entomozoidea	0	1	0	0	0	1	1	0	0

4. Ecology of ostracod assemblages from the Hongguleleng Formation

4.1. Ecological assemblages of ostracods

The ostracod assemblages from the Lower Member of the Hongguleleng Formation vary with environments, and three ecological assemblages of ostracods could be defined as follows (Figs. 3, 4).

OA1 (Ostracod Assemblage-1) is located in the foreshore (Fig. 4), characterized by ostracods from the bed 18 of the WLS and the bed 1A of the BLS. The ostracod fauna is rather rare with few species (18 species in the WLS; 15 species in the BLS) were discovered in mostly small number. The assemblage is dominated by Hollinoidea Swartz, 1936, including of two families, Hollinidae and Pribylidae. Specifically, the Palaeocopida, i.e., Hollinoidea (*Hollinella* Coryell, 1928, *Parabolbinella* Adamczak, 1968, *Pribylites* Pokorný, 1951), Paraparchitidae (*Guerichiella* Adamczak, 1968), Primitiopsidae (*Paraparchites* Ulrich & Bassler, 1906, *Samarella* Polenova, 1952), Amphissitidae (*Amphissites* Girty, 1910), Youngiellidae (*Moorites* Coryell & Billings, 1932) and Cryptophyllidae (*Cryptophyllus* Levinson, 1951) show a significant advantage on OA1 and represent more than 50% and 70% of total number of species in the WLS and BLS, respectively. Among them, the first five families/superfamilies were occurred in two sections, while Cryptophyllidae only appeared in the BLS. Besides the domination superfamily Hollinoidea (about 34% of total number of

species), Paraparchitidae shows relatively high abundance and diversity (about 15% of total number of species). Metacopina may account for 30%-40% of total number of species (WLS: 33%; BLS: 37%), which is mainly made up of Healdioidea (i.e., *Arcuaria* Neckaja, 1958, *Cribriconcha* Cooper, 1941; about 13% of total number of species) and a few Bairdiocyprididae (*Praepilatina* Polenova, 1970) and Pachydomellidae (*Microchelinella* Geis, 1933). Moreover, rare platycopids (Kloedenelloidea) of OA1 just appeared in the bed 18 of the WLS, accounting for 8% of total number of species. Notably, there is no Bairdioidea in the OA1. The endemic taxa (Song et al., 2017) (e.g., *Pribylites wulankeshunensis* Song & Crasquin, 2017, *P. junggarensis* Song & Crasquin, 2017, *Microchelinella hoxtolgayensis* Song & Crasquin, 2017, *M. bulongourensis* Song & Crasquin, 2017, *Arcuaria hebukesarensis* Song & Crasquin, 2017 and *Cribriconcha honggulelengensis* Song & Crasquin, 2017) are common and abundant in OA1.

Morphologically, Palaeocopida are characterized by straight dorsal border. They should survive in the high-energy environment as crawlers with small size and thick carapaces. Similarly, some genera of Metacopina (such as *Praepilatina* Polenova, 1970 and *Microchelinella* Geis, 1933) should be benthic crawler with small-sized (length of carapaces is less than 0.95 mm; Beck, 1971), thick shell and low gravity.

On the whole, OA1 is dominated by Palaeocopida without any Bairdioidea, which similar to the 'Eifelian Mega-Assemblage-1' from Europe and North America (e.g., Becker, 1971, 2000; Bandel and Becker, 1975; Casier, 2004, 2008) and the 'Palaeocopid association' from South China (Wang, 1988, 2009) (Table 2). However,

compared with ostracod faunas in the two ecotypes above, most taxa in OA1 are smooth small-sized, and the domination and common taxa are different. For example, beyrichiids, cavellinids and leperditiids, which are common and abundant in both Eifelian Mega-Assemblage and Palaeocopida association, whereas are absent from the OA1.

OA2 (Ostracod Assemblage-2) is located in the nearshore (Figs 3, 4), characterized by ostracods from the bed 19 and beds 22-23 of the WLS and the bed 1B and bed 3 of the BLS. It is dominated by Bairdiocypridoidea, including of two families, i.e., Bairdiocyprididae and Pachydomellidae. The diversity and abundance of ostracods in OA2 are higher than that in OA1, and 27 species and 29 species presented in the WLS and the BLS, respectively. Bairdiocypridoidea (*Bairdiocypris* Kegel, 1932, *Healdiocypris* Bradfield, 1935, *Praepilatina* Polenova, 1970 and *Pseudobythocypris* Shaver, 1958; about 35% of total number of species) and Bairdioidea (*Bairdia* McCoy, 1844, *Fabalitypris* Cooper, 1946 and *Acratia* Delo, 1930; about 25% of total number of species). Palaeocopida (20%-25% of total number of species) is dominated by Hollinoidea (*Pribylites* Pokorný, 1951) and Paraparchitidae (*Guerichiella* Adamczak, 1968) but with lower abundance and diversity. Platycopida (i.e., Kloedenelloidea, about 20% of total number of species) is more abundant than that in OA1.

Although the smooth-podocopids dominated the ostracods of OA2, the percentage of Bairdioidea (about 40% of podocopid species) is much smaller than that in 'smooth-podocopid association' from South China (Wang, 1988) (Table 2), which is 80%-90% of total numbers of species of podocopids. Moreover, the domination

taxa of OA2, some genera of Bairdiocyprididae, e.g., *Praepilatina* Polenova, 1970 and *Pseudobythocypris* Shaver, 1958 could appeared in deep water along with ‘spinose-podocopids association’ in South China (Wang, 1988) and Thüringian Mega-Assemblage in Europe and North America (Becker, 2000; Casier, 2004) more frequently than in the shallow-water environment as the Lower Member of the Hongguleleng Formation.

OA3 (Ostracod Assemblage-3) is located in the offshore (Figs. 3, 4), marked by ostracods from the beds 20-21 of the WLS and the bed 2 of the BLS. The ostracods of OA3 were discovered in relatively large number in both two sections, especially the WLS, where 43 species belong to 26 genera were recognized. The ostracod faunas from OA3 are dominated by smooth Podocopida and Metacopina (about 60%-65% of total number of species), including of Bairdioidea (*Bairdia* McCoy, 1844, *Fabalicypis* Cooper, 1946, *Acratia* Delo, 1930 and *Famenella* Polenova, 1953), Bairdiocyprididae (*Bairdiocypris* Kegel, 1932, *Healdiocypris* Bradfield, 1935, *Praepilatina* Polenova, 1970 and *Pseudobythocypris* Shaver, 1958) and Healdioidea (*Bairdiocypris* Kegel, 1932, *Praepilatina* Polenova, 1970 and *Pseudobythocypris* Shaver, 1958) with high diversity and abundance, as well as a few of Bufinidae (i.e., *Aurigerites* Roundy, 1926). Among them, the Bairdioidea presented in a large number that more than 60% of total number of podocopids species. Compared with the ostracods of OA2, the Bairdioidea is more abundant in OA3, while Bairdiocypridoidea is lower in abundance. Palaeocopida make up 30% of total number of species, which consists of Hollinoidea, Paraparchitidae, Primitiopsidae,

Amphissitidae, Cryptophyllidae and Youngiellidae. Hollinoidea is still dominating in the Palaeocopida of OA3 as that in OA1, including of four genera (*Hollinella* Coryell, 1928, *Parabolbinella* Adamczak, 1968, *Pribylites* Pokorný, 1951 and *Parasargentina* Zheng, 1982). Platytopida (including 3 genera, *Sargentina* Coryell & Johnson, 1939, *Quasiknoxiella* Tschizova, 1977 and *Knoxiella* Egorov, 1950) and Myodocopida are rare in the OA3, just 5%-10% and 5% of total number of species.

Overall, the ostracod faunas of OA3 are characterized by Bairdioidea and Bairdiocyprididae with large-sized (length of carapaces is more than 1.40 mm; Beck, 1971) and smooth shell, which suggest to be benthic. This is a little similar to the 'Eifelian Mega-Assemblage-2-3' (Casier, 2004, 2008) and the 'smooth-podocopid association' (Wang, 1988, 2009) (Table 2). Nevertheless, what is noticeable is that some Entomozoidea were realized with relatively high abundance in the OA3 from both WLS and BLS, though only one species (*Franklinella latesulcata* (Paeckelmann), 1921; Fig. 5). Moreover, more species of Entomozoidea (2 species belonging to 2 genera; Fig. 5) were discovery in relatively large number from the same environment in the Gennaren section, which is not far away from BLS. Previous studies have indicated that entomozoaceans (pelagic 'finger-print' ostracods) prefer swimming in low-energy deeper waters (Bandel and Beker, 1975; Casier et al., 1995; Becker and Bless, 1987; Wang, 1988; Lethiers and Casier, 1995; Olempska, 2002; Casier, 2004, 2008), reflecting an environment of deep-water basin in general (Wang, 1988). As for biocoenoses, mixtures between the Eifelian and the Entomozocean assemblages had never been observed in Europe or South China (Becker and Bless,

1990). *Villozona* Gründel, 1965 appeared in OA3 from the WLS (Fig. 5), which was only known from basinal environments (Thuringia, Morocco, South China) previously (Gründel, 1965; Becker, 2000), and never reported in shallow marine yet. There may be two interpretation to explain the uncommon melange. One is that some species of Entomozoidea and *Villozona* might be able to expand to the shallow water from slop or deep basin under particular environment. The other is that the complicated back-arc basin environment with short shelf and sharp slope may offer possibility to the mixtures of ostracods from shallow and deep water. In the study, we tend to the second hypothesis because of the sedimentary data and geological setting (Gong and Zong, 2015; Wang, 2016). Actually, the uncommon mixtures reflect that the ecology of ostracods is more flexible and complicated from open oceanic island arc than that from continental margins.

Totally, the common species in the three ostracod assemblages are *Guerichiella* cf. *pulchra*, *Moorites copelandi* and most of endemic taxa (e.g., *Pribylites wulankeshunensis*, *Pribylites junggarensis*, *Arcuaria hebukesarensis*, *Cribroconcha honggulelengensis* and *Microchelinella hoxtolgayensis*) (Fig. 5). All of them are thick shells, small-sized and smooth or simple ornamented (e.g., *Guerichiella* cf. *pulchra*, *Moorites copelandi* and *Pribylites wulankeshunensis*), suggesting to be crawlers or burrowers and survived in the high-energy and great turbulence waters, alike the Hongguleleng Formation that was totally affected by the storm as depositing (Fan and Gong, 2016).

Wulankeshun		Micro-facies	Trace fossils	Sedimentary structures	Ostracod Assemblage	Sedimentary environments	Bulongour
Beds	Conodont Biofacies						Beds
23	polygrathid biofacies	mf2/mf5	<i>Dolopichnus gulosus</i>	symmetric ripples/ hummocky cross stratification	OA2	nearshore	3
22			? <i>Rhizocorallium commune</i>				
21	icriodid-polygrathid- ancycrognathid biofacies	mf3/mf4/mf6	? <i>Phymatoderma</i> isp.	lenticular bedding local high bioturbation	OA3	offshore	2
20			<i>Nereites missouriensis</i>				
19	icriodid-polygrathid biofacies	mf5/mf6	<i>Nereites missouriensis</i>	hummocky cross stratification/ flaser bedding	OA2	nearshore	1B
18	icriodid biofacies	mf1/mf2		tidal bundle	OA1	foreshore	1A

Fig.3. Distribution of sedimentary environments and ostracod assemblages from the Lower Member of the Hongguleleng Formation in the WLS and BLS, the western Junggar, NW China. Conodont biofacies from Wang , (2016) ; trace fossils from Fan and Gong (2016) ; microfacies types (mf1-6) modified after Wang , (2016) , mf1-mudstone with fine-grained bioclasts; mf2-wackestone-packstone with fine-grained bioclasts; mf3- mudstone-wackestone with fine-grained bioclasts; mf4-wackestone with fine-grained bioclasts; mf5- packstone with bioclasts; e. mf6- grainstone with coarse-grained bioclasts.

Table 2. Comparison of the ecological assemblages of neritic ostracods in the Palaeozoic from the western Junggar, Europe and South China

Europe (Bandel and Becker, 1971; Casier, 2008)		Sedimentary environments	South China (Wang, 1988)		Western Junggar		
Assemblage	Characteristic faunas		Assemblage	Characteristic faunas	Assemblage	Characteristic faunas	Sedimentary environments
Eifelian Mega-Assemblage-0	Leperditicopina	lagoon	Leperditiid association	leperditiiids	OA1	Hollinoidea	foreshore
Eifelian Mega-Assemblage-1	Palaeocopina Platycopina	nearshore	Palaeocopid association	beyrichiids Platycopina	OA2	Bairdiocypridoidea	nearshore
Eifelian Mega-Assemblage-2,3	Podocopina Palaeocopina Platycopina	offshore	Smooth-podocopid association	bairdioidea	OA3	Bairdioidea	offshore

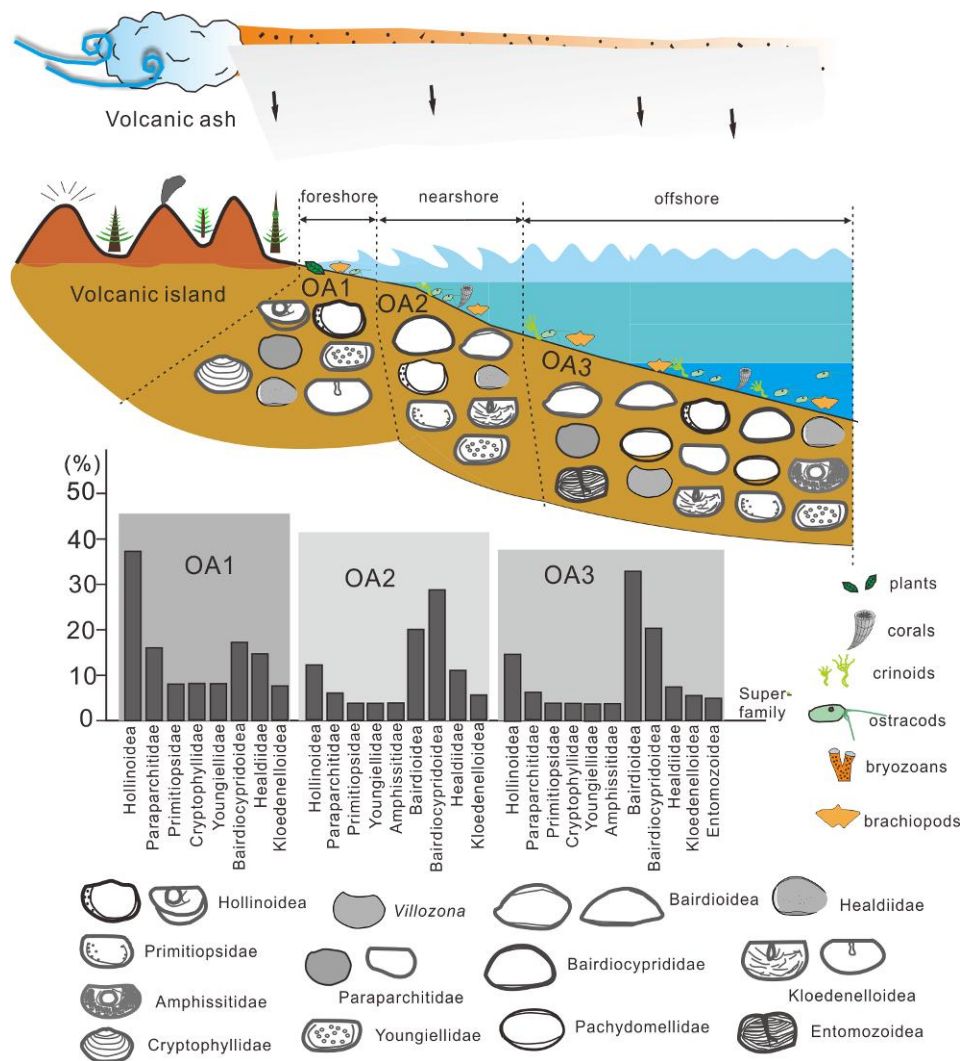


Fig.4. Palaeoenvironments and ostracod assemblages from the Lower Member of the Hongguleng Formation, the western Junggar, NW China




Fig. 5. Common species of ostracods from the Upper Devonian Hongguleleng Formation of the western Junggar, NW China. a. *Guerichiella* cf. *pulchra* Wei, 1988. Right lateral view of complete carapace, WZ15007. b, c. *Pribylites wulankeshunensis* Song & Crasquin, 2017. Right lateral view and dorsal view of complete carapace, respectively, WZ15008. d. *Moorites copelandi* Lethiers, 1981. Right lateral view of complete carapace, WZ15018. e. *Pribylites junggarensis* Song & Crasquin, 2017. Right lateral view of complete carapace, WZ15011. f, g. *Microchelinella hoxtolgayensis* Song & Crasquin, 2017. f, right lateral view of complete carapace, WZ15050; g, dorsal view of complete carapace, WZ15052. h. *Arcuaria hebukesarensis* Song & Crasquin, 2017. Right lateral view of complete carapace, WZ15056. i. *Cribroconcha honggulelengensis* Song & Crasquin, 2017. Right lateral view of complete carapace, WZ15059. j. *Nehdentomis schmidti* Matern, 1929. Right lateral view of complete carapace, GN2015003. k. *Franklinella latesulcata* (Paeckelmann), 1921. External view of right valve, WZ15073. l. *Villozona* sp. Left lateral view of complete carapace, WZ15015. Scale bars represent 200 μ m.

4.2. Main factors controlling the distribution of ostracods from the Hongguleleng Formation

Becker (1969, 1971) considered water salinity, temperature, depth, turbulence, oxygen content, and food supply in analyzing the ostracod distribution in the Middle Devonian of Eifel Region, Germany and concluded that water turbulence was the

most important factor controlling ostracods distribution. Previous works (e.g. [Olempska, 1979](#); [Beck and Bless, 1990](#)) have shown that the Devonian ostracods increased both in diversity and frequency when water turbulence and turbidity decreased, especially specimens with large-sized smooth carapaces such as *Bairdia*. In most cases, increased turbidity conditions would favour the deposit-feeding ostracods, which mainly consisted of Podocopida (e.g., Bairdiocypridoidea and Bairdioidea; [Lethiers and Whatley, 1994](#)) and a few of Palaeocopida (i.e., Beyrichioidea and Paraparchitoidea; [Olempska, 2008](#)), because they could catch coarser particles easily by developed limbs ([Horne et al., 2011](#)).

Based on what discussed above, the palaeoenvironment of the Lower Member of the Hongguleleng Formation should be livable with adequate oxygen, rich food and suitable temperature for yielding abundant and varied body and trace fossils ([Wang, 2016](#)). Therefore, in this study, we agree that hydrodynamic condition could be the first factor controlling the distribution of the ostracod assemblages from the Hongguleleng Formation. Compared with the environments of offshore, the nearshore is higher water-energy and more turbid due to strongly storm. Additionally, volcanic activity was intense and frequent in the volcanic island, especially in the upper part of the Lower Member and the Middle Member of the Hongguleleng Formation. For example, a number of volcanism-influenced deposits were preserved, such as the layered euhedral feldspars in medium-to coarse-grained tempestites on the bottom of the Middle Member of the Hongguleleng Formation ([Fan and Gong, 2016](#)). Thus, the water turbidity increased significantly as storm bursting with volcanic debris and flash

falling, causing lower abundance and diversity of ostracods in the OA2 (from nearshore) than that in the OA3 (from offshore), especially the Bairdioidea. However, the deposit-feeding of OA2 (more than 75% of total species) is more dominant, which is about 65% of total species in OA3.

Moreover, the salinity of foreshore in the Hongguleleng Formation would fluctuate because of runoff and it yields some euryhaline faunas (e.g., bivalves and serpulas) (Wang, 2016). Some Platycopina and Paraparchitoidea ostracods are interpreted as euryhaline (Bennett et al., 2012), which corresponds with their occurrence in foreshore (OA1), nearshore (OA2) even offshore (OA3) in the Hongguleleng Formation. In addition, a few large species of the advantage Hollinoidea (e.g., *Hollinella* Coryell, 1928 and *Parabolbinella* Adamczak, 1968) in the OA1 can characterize low-salinity environments such as interdistributary bays, prodelta and interdeltaic embayments (Melnyk and Maddocks, 1988; Olempska, 1999; Crasquin-Soleau et al., 2005). So salinity fluctuations may be also a factor to influence the composition apart from the hydrodynamic condition, especially to the ostracods of OA1.

5. Palaeobiogeographical relationships indicated by ostracods

Study of some marine fossils, such as brachiopods (Zong et al., 2012, 2016) and conodonts (Wang et al., 2016) from the Hongguleleng Formation in the western Junggar showed the isolation of the region during the early Famennian, which is also supported by the endemic ostracods (Song et al., 2017). However, many cosmopolitan species were present in diversified ostracod faunas of the Hongguleleng Formation,

suggesting possible biogeographic relationships between the Kazakhstan Plate and South China, North America, Europe and Russian plates.

The ostracods from the Hongguleleng Formation have a particularly close connection to the faunas of South China. The species, which are common in the western Junggar, appeared earlier or simultaneously in South China (from Early to Late Devonian). For example, *Fabalicypriis sundarijanata* Wang & Cao, 1997 and *Cryptophyllus solotensis* (Krandyevsky, 1958) were reported in the Lower Devonian of Yunnan, South China (Wang and Cao, 1997; Wang et al., 1992); *Bairdiocypris sichuanensis* Wei, 1983 and *Kummerowia suboblunga* Wei, 1988 also occurred in the Lower and Middle Devonian of Longmen Mts. (Wei et al., 1983; Wei, 1988); the genus of *Parasargentina* Zheng, 1982 just appeared in the Silurian and Devonian of South China previously (Zheng, 1982; Wang et al., 1992). So we deduce that, one ostracod assemblages of South China might gradually have migrated northward to the Kazakhstan plate through the Devonian (Fig. 6), which shows that the South China block moved northward to the Kazakhstan plate during the Late Devonian (Scotese, 2012; Song and Gong, 2017).

In addition, the ostracod faunas from the Hongguleleng Formation reveal links between the faunas of the Russian Platform as well as the Euramerica Plate. For instance, *Acratia buregiana* Egorov, 1953, *A. ivanovoensis* Egorov, 1953 and *Hollinella valentinae* Egorov, 1953, occurred in the Frasnian-Famennian transition of the Russian Platform (Egorov, 1953), where *Cryptophyllus solotensis* (Krandyevsky, 1958) were described in the Lower Devonian (Krandyevsky, 1958; Abushik, 1990).

Some species in the Hongguleleng Formation are same or similar to those have been reported in the western Canada (Lethiers, 1978, 1981), such as *Bairdia turbinata*, *B. cestriensis*, *Moorites copelandi*, *Pseudobythocypris rectodorsualis*, *Bairdia* cf. *frateraleziana*, *Famenella* cf. *bisangulata*. To the Europe Plate, *Samarella coumiacensis* Lethiers & Casier, 1995 has been described in the late Frasnian in Coumiac of France (Lethiers and Casier, 1995); *Praepilatina adamczaki* Olempska, 1979 (Olempska, 1981, 1997) and *Parabolbinella postaculeata* Adamczak, 1968 (Adamczak, 1968) usually occurred in Holy Cross Mts. of Poland; *Nehdentomis schmidti* Matern, 1929 and *Franklinella latesulcata* (Paeckelmann), 1921 were reported in the Late Devonian of Germany (Matern, 1929; Paeckelmann, 1921; Rabien, 1954).

On a whole, ostracods from Northern Kazakstan Plate (western Junggar) show higher similarity to South China (9 species in common), as well as Russian Platform (4 species in common), Europe (5 species in common) and North America (4 species in common) (Fig. 6). Therefore, the Late Devonian ostracods in the western Junggar are not endemic apparently due to the common fauna exchange with other plates, which implies the biological world should be in relatively weak provincialism globally during the Late Devonian (Boucot, 1988; Briggs, 1995). We deduce that the ostracods from the Late Devonian of the Kazakhstan Plate might migrate to the South China Block and Laurentia-Baltica by ocean currents and sea-level changes (Song and Gong, 2017). It also illustrates that neritic faunal exchanges may be possible along the Palaeo-Tethys mostly by oceanic circulation during the Late Devonian. For instance,

such kind of oceanic currents along the Palaeo-Tethys ocean flowed to middle and high latitudes from low-latitude (Smith and Read, 2000; Saltzman, 2003) might have actively improved affinity between the South China, Kazakstan and the East Europe plates especially in the Frasnian, which is also supported by palaeogeography of stromatoporoids (Stock, 1990) and brachiopods (Qiao, 2012).



Fig. 6. Famennian palaeobiogeography of ostracods from the western Junggar (The numbers 1-17 are common species occurred in the Hongguleleng Formation and other plates. 1-*Cryptophyllus solotensis* (Krandyevsky, 1958); 2-*Bairdia cestriensis* Ulrich, 1891; 3-*Fabalicypriis sundarijanata* Wang & Cao, 1997; 4-*Acratia* cf. *voronegiana* Egorov, 1953 sensu Wang & Ma, 2007; 5-*Bairdiocypris sichuanensis* Wei, 1983; 6-*Kummerowia suboblonga* Wei, 1988; 7-*Hollinella valentinae* Egorov, 1953; 8-*Acratia buregiana* Egorov, 1953; 9-*Acratina ivanovoensis* Egorov, 1953; 10-*Parabolbinella postaculeata* Adamczak, 1968; 11-*Samarella coumiacensis* Lethiers & Casier, 1995; 12-*Praepilatina adamczaki* Olempska, 1979; 13- *Moorites copelandi* Lethiers, 1981; 14-*Bairdia turbinata* Lethiers, 1981; 15-*Pseudobythocypris rectodorsualis* Lethiers, 1981; 16-*Nehdentomis schmidtii* Matern, 1929; 17-*Franklinella latesulcata* (Paeckelmann, 1921). Black arrows shows possible path of migration and communication for the ostracod faunas. Base map from Boucot *et al.*, 2013.)

6. Conclusions

(1) Three assemblages of ostracods in the open oceanic island arc are first

summarized based on ostracod faunas from the Hongguleleng Formation, i.e., OA1 (Ostracod Assemblage-1), OA2 (Ostracod Assemblage-2) and OA3 (Ostracod Assemblage-3) represent foreshore, nearshore and offshore, respectively. They are different with the ecological assemblages in continental margins.

(2) Both of the common species from the Lower Member of the Hongguleleng Formation are small-sized and thick shell with smooth or simple ornamented for living in the shallow water with high-energy and great turbulence.

(3) Hydrodynamic condition is the first environmental factor controlling composition of the ostracod assemblages from the Hongguleleng Formation. Ostracods are less abundant when water turbulence and turbidity increased, while the deposit-feeding seems more adaptable. Salinity fluctuations may also influence the composition.

(4) Many cosmopolitan species were present in diversified ostracod faunas of the Hongguleleng Formation, which suggest possible and varied biogeographic relationships between the Kazakhstan Plate and South China, North America and Russian plates. The ostracods from the Late Devonian of Kazakhstan Plate might migrate to the South China Block and Laurentia-Baltica by ocean currents and sea-level changes, which also suggests neritic faunal exchanges were possible along the Palaeo-Tethys margins during the Late Devonian.

Acknowledgments

This work was financially supported by the Natural Science Foundation of China (Grant Nos. 41290260, 41472001), China Geological Survey (Grant Nos. 1212011120502, 1212011220245). Gratefully acknowledges Dr.

Ruiwen Zong, Dr. Zhihong Wang, Dr. Ruoying Fan, Tao Jiang, Xinsong Zhang, Kunyuan Ma, Ruochen Li, Dongjian Li, Zhenzhong Xiang and Caohui Dong (all from Wuhan) for their joint field work.

References

- Abushik, A. F., 1990. Practical Manual on Microfauna of USSR. Vol. 4. Paleozoic Ostracoda. Ministry of Geology of USSR, All-Union Geological Research Institute, Leningrad, 356 pp. in Russian.
- Adamczak, F. J., 1968. Palaeocopa and Platycopa (Ostracoda) from Middle Devonian rocks in the Holy Cross Mountains, Poland. *Stockholm Contributions in Geology* 17, 1—109.
- Bandel, K., Becker, G., 1975. Ostracoden aus paläozoischen pelagischen Kalken der Karnischen Alpen (Silurium bis Unterkarbon). *Senckenbergiana Lethaea* 56(1), 1–83.
- Becker, G., 1964. Palaeocopida (Ostracoda) aus dem Mitteldevon der Sötenicher Mulde (N-Eifel). *Senckenbergiana lethaea* 45(1/4), 43–113.
- Becker, G., 1965. Podocopida (Ostracoda) aus dem Mitteldevon der Sötenicher Mulde (N-Eifel). *Senckenbergiana lethaea* 46(4/6), 367–441.
- Becker, G., 1971. Paleocology of Middle Devonian ostracods from the Eifel region, Germany. *Bull. Centre Rech. Pau-SNPA* 5 (suppl.), 801–816.
- Becker, G., 2000. Progress in mid Palaeozoic palaeoceanographical studies from Ostracoda—from local to global importance (a review). *Senckenbergiana lethaea* 80(2), 555–566.
- Becker, G., Bless, M. J. M., 1987. Cypridinellidae (Ostracoda) aus dem Oberdevon Hessens (Unterer Kellwasser-Kalk; Lahn-Dill-Gebiet und ostliches Sauerland, Recht rheinisches Schiefergebirge). *Geologisches Jahrbuch Hessen* 115, 29–56.
- Becker, G., Bless, M. J. M., 1990. Biotope indicative features in Palaeozoic ostracods: a global phenomenon, in Whatley, R. C., Maybury, C., (Eds.). *Ostracoda and global events*. Chapman and Hall, London, pp. 421–436.
- Becker, G., Braun, W. K., 2008. Devonian ostracods from western Canada—palaeozoogeographic implications. *Senckenbergiana lethaea* 88(1), 23–35.
- Bennett, C. E., Siveter, D. J., Davies, S. J., Williams, M., Wilkinson, I. P., Browne, M., Miller, C. G., 2012. Ostracods from freshwater and brackish environments of the Carboniferous of the Midland Valley of Scotland: the early colonization of terrestrial water bodies. *Geological Magazine* 149(3), 366–396.
- Boucot, A. J., 1988. Devonian biogeography: an update. In: McMillan, N. J., Embry, A. F., Glass, D. J. (Eds.), *Devonian of the World, Proc. See. Int. Syrup. Dev. System Calgary* 3, pp. 211–227.
- Boucot, A. J., Chen, X., Scotese, C. R., 2013. *Phanerozoic Paleoclimate: an atlas of lithologic indicators of climate*. Society of Economic Paleontologists and Mineralogists, Tulsa, Oklahoma, USA, pp. 53–77.
- Briggs, J. C., 1995. *Global Biogeography. Developments in palaeontology and stratigraphy* 14, Elsevier, Amsterdam, 452 pp.
- Carmichael, S. K., Waters, J. A., Batchelor, C. J., Coleman, D. M., Suttner, T. J., Kido, E., Moore, L.M., Chadimová, L., 2016. Climate instability and tipping points in the Late Devonian: Detection of the Hangenberg Event in an open oceanic island arc in the Central Asian Orogenic Belt. *Gondwana Research* 32, 213–231.
- Carmichael, S. K., Waters, J. A., Suttner, T. J., Kido, E., DeReuil, A. A., 2014. A new model for the Kellwasser Anoxia Events (Late Devonian): Shallow water anoxia in an open oceanic setting in the Central Asian Orogenic Belt. *Palaeogeography, Palaeoclimatology, Palaeoecology* 399, 394–403.
- Casier, J. -G., 2004. The mode of life of Devonian entomozocean ostracods and the

- Myodocopid Mega-Assemblage proxy for hypoxic events. *Bulletin de l'Institut Royal des Sciences Naturelles de Belgique, Science de la Terre* 74, 73–80.
- Casier, J. -G., 2008. Guide de l'excursion: Les ostracodes du Dévonien Moyen et Supérieur du Synclinorium de Dinant, in: Casier, J. -G. (Ed.), *Résumé des communications et guide de l'excursion 22^{ème} Réunion des Ostracodologues de langue française, Bruxelles 2-4 juin*. Institut royal des Sciences naturelles de Belgique, pp. 25–79.
- Casier, J. -G., 2017. Ecology of Devonian ostracods: application to the Frasnian/Famennian boundary bioevent in the type region (Dinant Synclinorium, Belgium). *Palaeobiodiversity and Palaeoenvironments*, DOI 10.1007/s12549-017-0278-z.
- Casier, J. -G., Kasimi, R., Prétat, A., 1995. Les ostracodes au passage Eifelien/Givetien à Glageon (Avesnois, France). *Geobios* 28 (4), 487–499.
- Casier, J. -G., Olempska, E., 2008. Middle Frasnian (Devonian) ostracods from the Frasnes railway section (Dinant Synclinorium, Belgium): taxonomy, biostratigraphy, paleoecology. *Bulletin de l'Institut Royal des Sciences naturelles de Belgique, Sciences de la Terre* 78, 51–66.
- Chen, X., Mawson, R., Suttner, T.J., Talent, J.A., Fryda, J., Mathieson, D., Molloy, P., Berkyová, S., 2009. Late Devonian (latest Frasnian–Famennian) faunas from the “Hongguleleng Formation” and the F–F boundary in northern Xinjiang, NW China. *Berichte des Institutes für Erdwissenschaften, Karl-Franzens-Universität Graz (Paleozoic Seas Symposium)* 14, 18–20.
- Cocks, L. R. M., Torsvik, T. H., 2007. Siberia, the wandering northern terrane, and its changing geography through the Palaeozoic. *Earth-Science Reviews* 82(1), 29–74.
- Crasquin-Soleau, S., Vaslet, D., Le Nindre, Y. M., 2005. Ostracods as markers of the Permian/Triassic boundary in the Khuff Formation of Saudi Arabia. *Palaeontology* 48, 853–868.
- Egorov, V. G., 1953. Frasnian Ostracods of the Russian Platform. 2. – Bairdiidae, Hollinidae, Kirkhyidae. *Vsesoyuznogo Neftyanogo Nauchno-issledovatel'skogo Geologorazvedochnogo Instituta (VNIGRI)*, 1–79 in Russian.
- Fan, R. Y., Gong, Y. M., 2016. Ichnological and sedimentological features of the Hongguleleng Formation (Devonian–Carboniferous transition) from the western Junggar, NW China. *Palaeogeography, Palaeoclimatology, Palaeoecology* 448, 207–223.
- Gong, Y. M., Zong, R. W., 2015. Paleozoic stratigraphic regionalization and paleogeographic evolution in western Junggar, Northwestern China. *Earth Science-Journal of China University of Geosciences* 40, 461–484 in Chinese with English abstract.
- Gründel, J., 1965. Zur Ausbildung und taxionomischen Bedeutung der Narben der zentralen Muskelgruppe in der Unterklasse Ostracoda. *Neues Jahrbuch für Geologie und Paläontologie, Monatshefte* 10, 577–597.
- Horne, D. J., Cohen, A., Martens, K., 2002. Taxonomy, morphology and biology of Quaternary and living Ostracoda. In: Holmes, J. A., Chivas, A. (Eds.), *The ostracoda: applications in quaternary research, Geophysical monograph*, vol. 131, pp. 5–36.
- Horne, D. J., Brandão, S. N., Slipper, I. J., 2011. The Platycopid Signal deciphered: responses of ostracod taxa to environmental change during the Cenomanian–Turonian Boundary Event (Late Cretaceous) in SE England. *Palaeogeography, Palaeoclimatology, Palaeoecology* 308(3), 304–312.
- Jones, P. J., 2011. Latest Devonian (Strunian) Ostracoda from the Buttons Formation, Bonaparte Basin, Northwestern Australia: Biostratigraphy, Palaeoecology and Palaeozoogeography. *Memoirs of the Association of Australasian Palaeontologists* 39, 261–322.
- Krandevsky, V. S., 1958. On the first occurrence of the ostracod genus *Eridoncha* in Silurian deposits of the USSR. *Geologicheskii Zhurnal Akademii Nauk Ukrainskoy SSR* 18, 44–55 in Ukrainian.

- Lethiers, F., 1978. Ostracodes du Devonien terminal de la Formation Big Valley, Saskatchewan et Alberta. *Palaeontographica A* 162, 81–143.
- Lethiers, F., 1981. Uppermost Devonian Ostracodes from the Western Canada systematic, biostratigraphy and palaeoecology. *Geobios* 14, 1–234.
- Lethiers, F., Braun, W. K., Crasquin, S., Mansy, J. L., 1986. The Strunian event in western Canada with reference to ostracode assemblages. *Annales de la Société Géologique de Belgique* 109, 149–157.
- Lethiers, F., Casier, J. -G., 1995. The uppermost Frasnian (Upper Kellwasser) ostracodes from Coumiac (Montagne Noire, France). *Revue de Micropaléontologie* 38, 65–79.
- Lethiers, F., Crasquin-Soleau, S., 1988. Comment extraire des microfossiles à tests calcitiques de roches calcaires dures. *Revue de Micropaléontologie* 31, 56–61.
- Lethiers, F., Raymond, D., 1991. Les crises du Dévonien supérieur par l'étude des faunes d'ostracodes dans leur cadre paléogéographique. *Palaeogeography, Palaeoclimatology, Palaeoecology* 88(1-2), 133–146.
- Lethiers, F., Whatley, R., 1994. The use of Ostracoda to reconstruct the oxygen levels of Late Palaeozoic oceans. *Marine Micropaleontology* 24 (1), 57–69.
- Maillet, S., Milhau, B., Vreulx, M., Danelian, T., Monnet, C., Nicollin, J. P., 2013. Ecophenotypic variation of the Devonian benthic ostracod species *Cavellina rhenana* Krömmelbein, 1954: A paleoenvironmental proxy for the Ardenne (France–Belgium) and Rheno-Hercynian realm. *Palaeogeography, Palaeoclimatology, Palaeoecology* 392, 324–334.
- Matern, H., 1929. Die Ostracoden des Oberdevons. *Abhandlungen der Preussischen Geologischen Landesanstalt N.F.* 118, 1–100.
- Melnyk, D. H., Maddocks, R. F., 1988. Ostracode biostratigraphy of the permo-Carboniferous of Central and North-Central Texas, part I: paleoenvironmental framework. *Micropaleontology* 34, 1–20.
- Olempska, E., 1979. Middle to Upper Devonian Ostracoda from the Southern Holy Cross Mountains, Poland. *Acta Palaeontologica Polonica* 40, 57–162.
- Olempska, E., 1981. Lower Carboniferous ostracodes of the Holy Cross Mountains, Poland. *Acta Palaeontologica Polonica* 26, 35–53.
- Olempska, E., 1997. Changes in benthic ostracod assemblages across the Devonian-Carboniferous boundary in the Holy Cross Mountains, Poland. *Acta Palaeontologica Polonica* 42(2), 291–332.
- Olempska, E., 1999. Silicified shallow-water ostracodes from the Early Carboniferous of South China. *Acta Palaeontologica Polonica* 44, 383–436.
- Olempska, E., 2002. The Late Devonian Upper Kellwasser Event and entomozocean ostracods in the Holy Cross Mountains, Poland. *Acta Palaeontologica Polonica* 47 (2), 247–266.
- Olempska, E., 2008. Soft body-related features of the carapace and the lifestyle of Paleozoic beyrichioidean ostracodes. *Journal of Paleontology* 82(4), 717–736.
- Olempska, E., Belka, Z., 2010. Hydrothermal vent myodocopid ostracods from the Eifelian (Middle Devonian) of southern Morocco. *Geobios* 43(5), 519–529.
- Qiao, L., 2012. A quantitative study of global brachiopod palaeobiogeography from Frasnian (Late Devonian) to Serpukhovian (Early Carboniferous). PhD theses, Graduate University of Chinese Academy of Science, 188 pp.
- Paeckelmann, W., 1921. Neue Beiträge zur Kenntnis der Geologie, Paleontologie und Petrographie der Umgegend von Konstantinopel. 1. Obersilurische und devonische Faunen der Prinzeninseln, Bithyniens und Thraziens. *Abhandlungen der Preussisch Geologischen Landesanstalt, Neue Folge* 60, 1 – 79.
- Rabien, A., 1954. Zur Taxonomie und Chronologie der Oberdevonischen Ostracoden. *Abhandlungen des Hessischen Landesamtes für Bodenforschung* 9, 1–268.

- Racheboeuf, P. R., Casier, J. G., Plusquellec, Y., Toro, M., 2012. New data on the Silurian-Devonian palaeontology and biostratigraphy of Bolivia. *Bulletin of Geosciences* 87(2), 269–314.
- Saltzman, M. R., 2003. The late Paleozoic Ice Age: Oceanic gateway or pCO₂. *Geology* 31, 151–154.
- Scotese, C. R., 2012. The Paleomap Project. www.scotese.com 2012.
- Siveter, D. J., 2008. Ostracods in the Palaeozoic? *Senckenbergiana lethaea* 88(1), 1–9.
- Smith, L. B., Read, J. F., 2000. Rapid onset of late Paleozoic glaciation on Gondwana: evidence from Upper Mississippian strata of the Mid-continent, United States. *Geology* 28, 279–282.
- Song, J. J., Crasquin, S., Gong, Y. M., 2017. Ostracods of the Late Devonian Frasnian/ Famennian transition from Western Junggar, Xinjiang, NW China. *Alcheringa* 41(2), 250–276.
- Song, J. J., Gong, Y. M., 2015. Ostracods from the Emuha section of Devonian-Carboniferous transition in Western Junggar. *Earth Science-Journal of China University of Geoscience* 40(5), 797–809 in Chinese with English abstract.
- Song, J. J., Gong, Y. M., 2017. Late Devonian global ostracod palaeobiogeography. *Lethaia* 50, 7–25.
- Stock, C. W., 1990. Biogeography of the Devonian stromatoporoids. *Memoirs Geological Society, London* 12, 257–265.
- Suttner, T. J., Kido, E., Chen, X., Mawson, R., Waters, J. A., Fryda, J., Mathieson, D., Molloy, P. D., Pickett, J., Webster, G. D., Frydová, B., 2014. Stratigraphy and facies development of the marine Late Devonian near the Boulongour Reservoir, northwest Xinjiang, China. *Journal of Asian Earth Sciences* 80, 101–118.
- Wang, S. Q., 1988. Late Paleozoic Ostracode Associations from South China and Their Paleocological Significance. *Acta Palaeontology Sinica* 27, 91–102 in Chinese with English abstract.
- Wang, S. Q., 2009. Palaeozoic Entomozoacea and Leperditicopida (ostracoda). *Fossil Ostracoda of China, Vol.3*. University of Science and Technology of China Press, Hefei, 251 pp. in Chinese with English summary.
- Wang, S. Q., Cao, M. Z., 1997. Devonian Ostracods from Dacaozi Section of Ninglang, Yunnan –Podocopids. *Acta Micropalaeontologica Sinica* 14, 460–474 in Chinese with English abstract.
- Wang, S. Q., Liu, Z. M., Li, Z. B., 1992. Late Silurian and Early Devonian Ostracodes from the Qujing area, Yunnan. *Acta Micropalaeontologica Sinica* 9, 363–389 in Chinese with English abstract.
- Wang, Z. H., 2016. Late Devonian Conodont Biostratigraphy and Carbon and Oxygen Isotopic Composition in Western Junggar, NW China. PhD theses, China University of Geosciences, 137 pp.
- Wang, Z. H., Becker, R. T., Aboussalam, Z. S., Hartenfels, S., Joachimski, M. M., Gong, Y. M., 2016. Conodont and carbon isotope stratigraphy near the Frasnian/Famennian (Devonian) boundary at Wulankeshun, Junggar Basin, NW China. *Palaeogeography, Palaeoclimatology, Palaeoecology* 448, 279–297.
- Wang, Z. H., Zong, R.W., Gong, Y.M., Wang, C. Y., 2015. Late Devonian Conodonts and Chondrichthyes from Taketai Formation in Western Junggar, NW China. *Earth Science—China University of Geosciences* 40, 588–596 in Chinese with English abstract.
- Wei, M., 1988. Systematic palaeontology-Ostracoda, in: Hou, H. F., (Ed.), *Devonian Stratigraphy, Palaeontology and Sedimentary Facies of Longmenshan, Sichuan*. Geological Publishing House, Beijing, pp.277–314 in Chinese with English summary.
- Wei, M., Jiang, Z. W., Xie, L. C., Li, Y.W., 1983. *Palaeontological Atlas of Southwest China-Micropalaeontology Volumes-Ostracods*. Geological Publishing House, Beijing, 810 pp. in Chinese with English summary.
- Windley, B. F., Alexeiev, D., Xiao, W. J., Kröner, A., Badarch, G., 2007. Tectonic models for accretion of the Central Asian Orogenic Belt. *Journal of the Geological Society* 164, 31–47.
- Xia, F. S., 1996. New Knowledge on the Age of Hongguleleng Formation in Northwestern Margin of Junggar Basin, Northern Xinjiang. *Acta Micropalaeontologica Sinica* 13, 277–285 in Chinese with English abstract.
- Xiao, W., Huang, B., Han, C., Sun, S., Li, J., 2010. A review of the western part of the Altai: a key to

- understanding the architecture of accretionary orogens. *Gondwana Research* 18, 253–273.
- Xu, H. K., Cai, C. Y., Liao, W. H., Lu, L. C., 1990. The Hongguleleng Formation in Western Junggar and the boundary between Devonian and Carboniferous. *Journal of Stratigraphy* 14, 292–301 in Chinese with English abstract.
- Zheng, S. Y., 1982. Some Silurian and Devonian Ostracodes from Jiangyou, Sichuan. *Acta Palaeontologica Sinica*, 21, 352–361 in Chinese with English abstract.
- Zong, P., Ma, X. P., Sun, Y. L., 2012. Productide, Athyridide and Terebratulide Brachiopods Across the Devonian-Carboniferous Boundary in Western Junggar, Northwestern China. *Acta Palaeontologica Sinica* 51, 416–435 in Chinese with English abstract.
- Zong, P., Ma, X. P., Xue, J.Z., Jin, X. C., 2016. Comparative study of Late Devonian (Famennian) brachiopod assemblages, sea level changes, and geo-events in northwestern and southern China. *Palaeogeography, Palaeoclimatology, Palaeoecology* 448, 298–316.