



**HAL**  
open science

## Versatile synthesis of cadalene and iso-cadalene from himachalene mixtures: Evidence and application of unprecedented rearrangements

Mustapha Ait El Had, Abdelouahd Oukhrib, Mohamed Zaki, Martine Urrutigoity, Ahmed Benharref, Rémi Chauvin

### ► To cite this version:

Mustapha Ait El Had, Abdelouahd Oukhrib, Mohamed Zaki, Martine Urrutigoity, Ahmed Benharref, et al.. Versatile synthesis of cadalene and iso-cadalene from himachalene mixtures: Evidence and application of unprecedented rearrangements. *Chinese Chemical Letters*, 2020, 31 (7), pp.1851-1854. 10.1016/j.cclet.2020.03.008 . hal-02613333

**HAL Id: hal-02613333**

**<https://hal.science/hal-02613333>**

Submitted on 18 Jul 2022

**HAL** is a multi-disciplinary open access archive for the deposit and dissemination of scientific research documents, whether they are published or not. The documents may come from teaching and research institutions in France or abroad, or from public or private research centers.

L'archive ouverte pluridisciplinaire **HAL**, est destinée au dépôt et à la diffusion de documents scientifiques de niveau recherche, publiés ou non, émanant des établissements d'enseignement et de recherche français ou étrangers, des laboratoires publics ou privés.



Distributed under a Creative Commons Attribution - NonCommercial 4.0 International License

Communication

## Versatile synthesis of cadalene and *iso*-cadalene from himachalene mixtures: evidence and application of unprecedented rearrangements

Mustapha Ait El Had<sup>a</sup>, Abdelouahd Oukhrib<sup>a\*</sup>, Mohamed Zaki<sup>a\*</sup>, Martine Urrutigoity<sup>b,c</sup>, Ahmed Benharref<sup>a</sup>, Remi Chauvin<sup>b,d\*</sup>

<sup>a</sup>Laboratoire de Chimie Biomoléculaire, substances naturelles et Réactivité (URAC 16), Faculté des Sciences Semlalia, Université Cadi Ayyad, B.P. 2390, Marrakech, Morocco

<sup>b</sup>CNRS, LCC (Laboratoire de Chimie de Coordination), BP 44099, 31077 Toulouse Cedex 4, France

<sup>c</sup>INP-ENSIACET, 4 allée Emile Monso 31030 Toulouse Cedex, France

<sup>d</sup>Université de Toulouse, UPS, ICT-FR 2599, 31062 Toulouse Cedex 9, France

### ARTICLE INFO

#### Article history:

Received 18 December 2020

Received in revised form 20 February 2020

Accepted 24 February 2020

Available online

#### Keywords:

Aromatic reactivity

Cadalenes

Dihydrocurcumene

Himachalenes

Rearrangements

### ABSTRACT

From a mixture of  $\alpha$ -,  $\beta$ - and  $\gamma$ -himachalenes extracted from waste wood of Atlas cedar (*Cedrus atlantica*), cadalene (1,6-dimethyl-4-isopropyl-naphthalene) and *iso*-cadalene (1,6-dimethyl-3-isopropyl-naphthalene) were produced in two steps with up to 71%±5% yield through the *ar*-himachalene intermediate using I<sub>2</sub> and/or AlCl<sub>3</sub> as reagents. The selectivity is shown to sharply depend on the operating conditions: while I<sub>2</sub>/AlCl<sub>3</sub> in dichloromethane promotes the formation of cadalene, the formation of *iso*-cadalene is favored in the presence of AlCl<sub>3</sub> in cyclohexane. The bicyclic aromatic compounds were thus obtained through unique rearrangements involving sequential C-C bond cleavage/formation and hydride transfer processes. In the absence of AlCl<sub>3</sub> or I<sub>2</sub>, dihydrocurcumene was also found to be formed with up to 70% selectivity. A tentative mechanism is proposed and discussed.

Plants constitute a sustainable source of complex chemical molecules exploited in perfume, food, cosmetic and pharmaceutical industry [1-4]. Among renewable resources, valuable products occurring in relatively high concentration in biomass include fatty acids, their methyl esters or triglycerides (vegetable oils), and terpenes. As relatively small stereochemically defined molecules, terpenes are widely used as key building blocks for the industrial hemi-synthetic production of fragrances, flavors or pharmaceuticals [5,6].

The essential oil of Atlas cedar (*Cedrus atlantica*) is a unique raw material for the perfume industry [7]. The main component of the essence (75%) is a mixture of three isomeric bicyclic sesquiterpenes, the  $\alpha$ -,  $\beta$ - and  $\gamma$ -*cis*-himachalenes **1a-c**, the reactivity of which, and derivatives thereof, having been extensively studied [8-14]. Previous studies have thus shown that himachalene mixtures can be converted to *ar*-himachalene **2** in the presence of various reagents [15-22]. In this context, we have been interested in synthesizing other aromatic sesquiterpenes such as cadalene **3** and *iso*-cadalene **4**, occurring as biomarkers in

various sediments [23-25], and particularly abundant in fossil resins, plant resins and essential oils produced by terrestrial plants [26].

Very few efforts have been dedicated to the total or hemi-synthesis of these sesquiterpenes, more particularly *iso*-cadalene, the total synthesis or chemical modification of which had not been reported. Long after Ruzicka and Seidel's report on the synthesis of cadalene from carvone [27], other routes were reported to occur in low yields (up to 27%) [28-30], the shortest one consisting in a one-step dehydrogenation of cadinene [31]. Nevertheless, the value of cadalene derivatives is readily illustrated by their biological activities, such as the inhibitory effect of 7-hydroxy-3-methoxy-cadalene on 4-(methylnitrosamino)-1-(3-pyridyl)-1-butanone (NNK)-induced lung tumorigenesis in A/J mice [32], anti-inflammatory and analgesic properties of cadalene-15-oic acid [33], or anticancer cytotoxicity of 7-hydroxy-3-methoxy-cadalene [34].

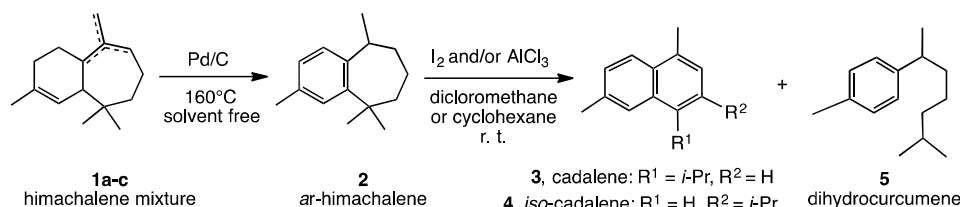
The hereafter presented results pertain to the development of an unprecedented strategy for the synthesis of cadalene and *iso*-

\* Corresponding authors.

E-mail addresses: [oukhrib@gmail.com](mailto:oukhrib@gmail.com) (A. Oukhrib), [zaki.smc@gmail.com](mailto:zaki.smc@gmail.com) (M. Zaki), [chauvin@lcc-toulouse.fr](mailto:chauvin@lcc-toulouse.fr) (R. Chauvin).

cadalene, *i.e.*, from the abundant and inexpensive natural feedstock of the  $\alpha$ -,  $\beta$ -,  $\gamma$ -himachalene mixture from the essential oil of Atlas cedar.

The  $\alpha$ -,  $\beta$ -,  $\gamma$ -himachalene mixture was first converted to *ar*-himachalene **2** by various dehydrogenation agents (selenium, Ni, Pd/C, chloranil (tetrachloro-1,4-benzoquinone) [35-40]. A solvent-free procedure, using catalytic amount of Pd/C (0.025 wt%) at 160 °C for 12 h, was found to afford *ar*-himachalene **2** with a quantitative yield (Scheme 1). The process was further developed and applied on a multi-gram scale (up to 1 kg), demonstrating the industrial feasibility of the transformation.



**Scheme 1.** Two-step synthesis of cadalene and *iso*-cadalene from a himachalene mixture.

In a related attempt at aromatic iodination with AlCl<sub>3</sub>/I<sub>2</sub> under the same conditions [41], cadalene **3** was formed with a 76% selectivity for a total conversion of the starting material, without any trace of **5** (GC analysis showed the formation of *ca.* 24% of unidentified by-products).

Further tests were performed by varying the reagent ratios and nature of the solvent (Table 1).

In all cases, the substrate underwent a conversion ranging from 10% to 100%, with a chemoselectivity depending strongly on the reaction parameters. With respect to the above disclosed first results (entries 1 and 2), variation of the reagent stoichiometry (I<sub>2</sub> and AlCl<sub>3</sub>) caused a slight decrease in the selectivity in cadalene **3** while keeping high conversions (entries 3-5). Notably, using a two-fold excess of AlCl<sub>3</sub> (*vs.* I<sub>2</sub>), formation of minor amounts (6%) of *iso*-cadalene **4** was observed (entry 5). By contrast, in the absence of AlCl<sub>3</sub>, only **3** and **5** were produced, with 70% selectivity in the latter product resulting from the opening of the seven-membered ring of *ar*-himachalene **2** (entry 6).

The effect of solvent was then considered. Changing DCM by dichloroethane (DCE) just gave lower yields in cadalene **3**. However, changing DCM by cyclohexane with two molar equivalents of AlCl<sub>3</sub> and I<sub>2</sub> was found to promote the formation of 72% of by-products, with 14% selectivity in *iso*-cadalene **4** (entry 7). In the absence of AlCl<sub>3</sub>, with 2 equiv. of I<sub>2</sub>, the

In an attempt at Friedel-Crafts acylation of **2** with acetyl chloride (AcCl) in the presence of aluminum chloride in dichloromethane (DCM) at room temperature, formation of small amounts of cadalene **3** was observed. In the absence of AcCl under the same conditions, the reaction unexpectedly led to cadalene **3** and dihydrocurcumene **5** with 89% conversion and a selectivity of 21% and 20%, respectively (Table 1, entry 1). Gas chromatography (GC) analysis indicated the formation of *ca.* 48% of unidentified by-products.

conversion dropped to 10%, with a mere 2% selectivity in dihydrocurcumene **5** (entry 8).

In the presence of 2 equiv. of AlCl<sub>3</sub> only, a 91% conversion and reversed selectivity in *iso*-cadalene **4** (66%) were obtained, along with 25% of **5** (entry 9). Changing cyclohexane by hexane resulted in both lower conversion and lower yield in **4**. With 1 equiv. of AlCl<sub>3</sub> (entry 10), a lower conversion of 60% was obtained, albeit with a globally higher 70% selectivity in dihydrocurcumene **5**, a valuable natural product also extracted from various sources [42-46]

In the presence of I<sub>2</sub>, the use of other Lewis acids (FeCl<sub>3</sub>, ZnCl<sub>2</sub>, Et<sub>2</sub>O·BF<sub>3</sub>, Bi(OTf)<sub>3</sub>) did not induce any conversion of **2**. The same absence of conversion was observed using any Lewis acid in other solvents such as THF, MeCN or EtOH.

The weakly polar products **3**, **4** and **5** were purified by column chromatography on silica gel using hexane as eluent (to a *ca.* 85% purity level only for **4**). NMR data of **3** and **4** are similar, except for the secondary isopropyl CH proton resonating at higher field in *iso*-cadalene **4** (3.06 ppm) than in cadalene **3** (3.80 ppm, due to the deshielding by the closer fused benzenic ring).

Although no quantitative kinetic measurement was carried out, qualitative TLC monitoring showed that under working conditions (entries 1-10 in Table 1), conversion of *ar*-himachalene **2** was almost complete in *ca.* 8 h.

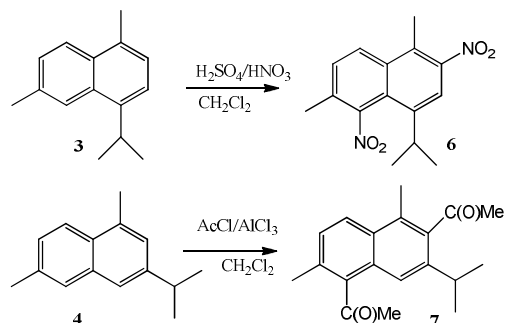
**Table 1**

Variation of the reaction conditions (Scheme 1).<sup>a</sup>

| Entry | AlCl <sub>3</sub> (equiv.) | I <sub>2</sub> (equiv.) | Solvent                         | Conv. (%) | Selectivity (%) |          |                       |    |
|-------|----------------------------|-------------------------|---------------------------------|-----------|-----------------|----------|-----------------------|----|
|       |                            |                         |                                 |           | <b>3</b>        | <b>4</b> | <b>5</b> unidentified |    |
| 1     | 1                          | 0                       | CH <sub>2</sub> Cl <sub>2</sub> | 89        | 21              | 0        | 20                    | 48 |
| 2     | 2                          | 2                       | CH <sub>2</sub> Cl <sub>2</sub> | 100       | 76              | 0        | 0                     | 24 |
| 3     | 1                          | 1                       | CH <sub>2</sub> Cl <sub>2</sub> | 89        | 67              | 0        | 0                     | 33 |
| 4     | 1                          | 2                       | CH <sub>2</sub> Cl <sub>2</sub> | 88        | 57              | 0        | 0                     | 31 |
| 5     | 2                          | 1                       | CH <sub>2</sub> Cl <sub>2</sub> | 85        | 59              | 6        | 0                     | 20 |
| 6     | 0                          | 2                       | CH <sub>2</sub> Cl <sub>2</sub> | 100       | 30              | 0        | 70                    | 0  |
| 7     | 2                          | 2                       | Cyclohexane                     | 95        | 3               | 14       | 11                    | 72 |
| 8     | 0                          | 2                       | Cyclohexane                     | 10        | 0               | 0        | 2                     | 98 |
| 9     | 2                          | 0                       | Cyclohexane                     | 91        | 0               | 66       | 25                    | 9  |
| 10    | 1                          | 0                       | Cyclohexane                     | 60        | 0               | 30       | 70                    | 0  |

<sup>a</sup>Reaction condition: 9.9 mmol of substrate **1a-c** in 40 mL of solvent, over 12 h at r.t.

Structural assignment of **3** was confirmed by aromatic nitration with  $\text{HNO}_3/\text{H}_2\text{SO}_4$  (Scheme 2). Among various products, the dinitro derivative **6** was isolated with 65% yield after crystallization from EtOAc. The cadalenic structure **6** was confirmed by X-ray diffraction analysis of selected crystals, the data being identical to those previously reported (*P1*, triclinic space group, CCDC: 887079) [47].

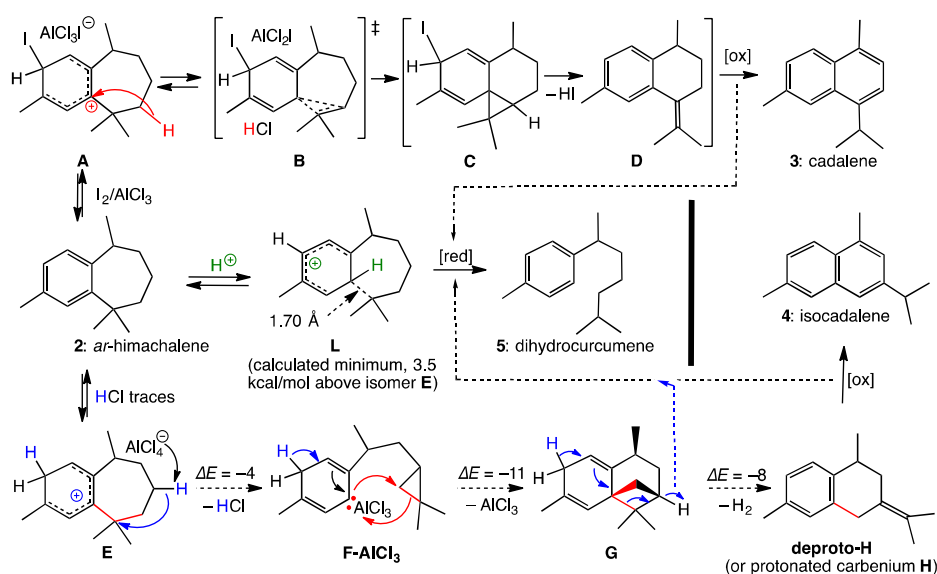


**Scheme 2.** Synthesis of dinitro-cadalene **6** and diacetyl-*iso*-cadalene **7**.

Likewise, the structure of *iso*-cadalene **4** was confirmed by X-ray diffraction analysis of single crystals of the aromatic diacetylation product **7** obtained in 60% yield by treatment with  $\text{AlCl}_3/\text{AcCl}$  in DCM at room temperature (*P2<sub>1</sub>/n* monoclinic space group, CCDC: 1476547) [48].

Although related rearrangements have been previously reported, none of the proposed mechanistic processes are directly relevant to the present observations [49,50]. A possible specific mechanism accounting for the formation of **3**, **4** and **5** is therefore proposed (Scheme 3).

In DCM, the formation of cadalene **3** would start by electrophilic iodination of the less hindered aromatic CH site of **2** to the cyclohexadienyl cation intermediate **A**. Deprotonative rearrangement of **A** would then give the tricyclic spiro-cyclopropane **C**, via a transition state **B** of carbene-alkene type. Aromaticity recovery and steric relaxation would act as synergic driving forces for  $\text{I}/\text{H}^+$  dissociation and cyclopropane ring opening to the exocyclic alkene **D**. Oxygen of air or  $\text{I}_2$  would finally play the role of more classical reagents (such as DDQ or chloranil) for oxidative aromatization of **D** to cadalene **3** [35-40].



**Scheme 3.** Proposed mechanism for the formation of cadalene **3**, *iso*-cadalene **4** and dihydrocurcumene **5** from *ar*-himachalene **2**. Indicated energy changes  $\Delta E$  are in kcal/mol: they were calculated in the gas phase at the DFT level (without zero-point correction). For more detail, see the Supporting information.

In cyclohexane, traces of HCl, *e.g.*, resulting from the reaction of traces of water with  $\text{AlCl}_3$ , would trigger the reversible formation of the cyclohexadienylum salt **E**. Deprotonative cleavage of the benzylic C1-C11 bond of **E** would then give the spiro-cyclobutane **G**, via a transient cyclohexadiene-cyclopropane-carbenoid intermediate **F**- $\text{AlCl}_3$  (stabilized form of the free carbene **F**: see exploratory DFT calculations in the Supplementary Data, and references [51-53] for Al-NHC complexes). Under the synergic driving forces of steric relief and aromaticity recovery, dehydrogenation of **G** would then lead to the exocyclic alkene **deprotono-H** or via the corresponding tertiary carbocation **H**. After isomerization to the  $\pi$ -conjugated endocyclic alkene, the dihydro-naphthalene bicycle would readily undergo oxidative aromatization to *iso*-cadalene **4**, mediated by either air or carbenium **L**. This carbenoid route is also in line with the long-evidenced carbene intermediates in thermal rearrangements of polycyclic aromatics [54,55], and in particular

the related thermal rearrangement of azulenes to naphthalenes [56,57].

Although steric relaxation of cadalene **3** to *iso*-cadalene **4** might be envisaged by thermal rearrangement under completely different conditions [54-57], the isolation of **3** in up to 76% yield allows ruling out thermodynamic control (calculation shows that **4** is 2.4 kcal/mol lower in energy than **3**, Supplementary Data).

In default of  $\text{AlCl}_3$ , the competing formation of dihydrocurcumene **5** can result from the opening of the cyclohexadienyl ring of **E** or its isomer **L**, playing the role of hydride acceptors allowing the parallel ultimate oxidation steps to **3** or **4** (Scheme 2). Noteworthy is the long benzylic C1-C11 distance (1.70 Å) in the calculated equilibrium geometry of **L** (Supplementary Data), which can thus be regarded as the intermediate of an *ipso*-substitution process by  $\text{H}^+$  [58]. The carbenium **L** would be reduced to **5** by serving as a co-oxidant in

the conversion of **D** or **H** to **3** or **4**, always formed simultaneously.

As a dramatic solvent effect, the use of cyclohexane instead of DCM is found to prevent the formation of cadalene **3**, while favoring the formation of **4** and **5** (Table 1). This is accounted for by the lack of hetero-polar reactivity of iodine I<sub>2</sub> and C–I bonds in apolar medium at the respective steps **2** → **A** and **C** → **D**.

A convenient synthesis of cadalene **3** and *iso*-cadalene **4** from a mixture of isomeric  $\alpha$ -,  $\beta$ - and  $\gamma$ -himachalenes isolated from essential oil of Atlas cedar waste wood has thus been disclosed. The strategy involves two steps: after quantitative dehydrogenation of himachalenes, treatment of the resulting *ar*-himachalene **2** with I<sub>2</sub> and/or AlCl<sub>3</sub> affords **3** and **4** in proportions depending on the operating conditions. While the use of AlCl<sub>3</sub> in the presence of I<sub>2</sub> in DCM orientates the selectivity to cadalene **3** (isolated in up to 76% yield), the presence of AlCl<sub>3</sub> in the absence of I<sub>2</sub> in cyclohexane allows *iso*-cadalene **4** to be isolated in up to 66% yield. Last but not least, it is remarkable that in the absence of AlCl<sub>3</sub> or I<sub>2</sub> dihydrocurcumene **5** can form with up to 70% selectivity. Beyond preliminary DFT calculations of equilibrium structures just happening to not be in thermodynamic contradiction with the proposed mechanism (Supplementary Data), further claim would require to be confirmed or refined by calculations of transition states, which was out of the scope of this work. Nevertheless, the solvent- and Lewis acid-controlled versatility of the reaction outcome from the same cheap himachalene material is a typical illustration of the concept of *dual roles design* in organic synthesis, beyond general Green Chemistry principles [59].

In the future, the mechanism could also be refined by further identification of side products. Beyond the additional basic knowledge brought to the field of aromatic chemistry, the results open prospects for further industrial exploitation of the essential oil of Atlas cedar.

## Acknowledgments

The authors are grateful to the Centro de Instrumentación Científica, Universidad de Granada and to Professor Rachid Chahboun Karimi for NMR experiments.

## References

- [1] J. Gershenzon, N. Dudareva, *Nat. Chem. Biol.* 3 (2007) 408-414.
- [2] J. Zhou, Y. Zhang, *Cell Cycle* 7 (2008) 1360-1370.
- [3] C. Jordan, *T. Cancer Cell* 10 (2006) 253-254.
- [4] B.T. Kawaraki, *Prostrate* 69 (2009) 827-837.
- [5] N. Ravasio, F. Zaccheria, M. Guidotti, R. Psaro, *Top. Catal.* 27 (2004) 157-168.
- [6] J.L.F. Monteiro, C.O. Veloso, *Top. Catal.* 27 (2004) 169-180.
- [7] A. El Haib, A. Benharref, S. Parrès-Maynadié, et al., *Tetrahedron Asymmetry* 27 (2010) 1272-1277.
- [8] E. Lassaba, A. Chekroun, A. Benharref, et al., *Bull. Soc. Chim. Belg.* 106 (1997) 281-288.
- [9] A. Benharref, A. Chekroun, J.P. Lavergne, *Bull. Soc. Chim. Fr.* 128 (1991) 738-741.
- [10] A. Chiaroni, C. Riche, A. Benharref, E. Lassaba, A. Baouid, *Acta Cryst. C* 52 (1996) 2504-2507.
- [11] M. Loubidi, D. Agustin, A. Benharref, R.C.R. Poli, *Chimie* 17 (2014) 549-556.
- [12] A. El Haib, A. Benharref, S. Parrès-Maynadié, et al., *Tetrahedron: Asymmetry* 22 (2011) 101-108.
- [13] A. Chaudhary, P. Das, A. Mishra, *Mol. Divers.* 16 (2012) 357-366.
- [14] A. Chaudhary, S. Sood, P. Das, et al., *EXCLI J.* 13 (2014) 1216-1225.
- [15] R. Shankaranarayan, S.C. Bisarya, S. Dev, *Tetrahedron* 33 (1977) 1207-1210.
- [16] Jr., R.K. Boeckman, D.M. Blum, B. Ganem, N. Halvey, *Org. Synth.* 58 (1978) 152-157.
- [17] J. Daunis, R. Jacquier, H. Lopez, P. Viallefont, *J. Chem. Res.* (1981) o639-o649.
- [18] B. Abouhamza, S. Allaoud, A. Karim, *Molecules* 6 (2001) M236.
- [19] G.H. Jimenez-Alemana, T. Schöner, A.L. Montero-Alejo, W. Brandt, W. Boland, *ARKIVOC* (iii) (2012) 371-378.
- [20] A. Chaudhary, S. Sood, P. Das, et al., *EXCLI J.* 13 (2014) 1216-1225.
- [21] P. Teisseire, M. Plattier, *Recherche* 19 (1963) 153.
- [22] J. Daunis, R. Jacquier, H. Lopez, O. Viallefont, *J. Chem. Res. Synopses* 2 (1981) 45.
- [23] R. Alexander, R.I. Kagi, R.R. Singh, I.B. Sosrowidjojo, *Org. Geochem.* 21(1994) 115-120.
- [24] A. de O. Gomes, D. de A. Azevedo, *J. Braz. Chem. Soc.* 14 (2003) 358-368.
- [25] M. Bordoloi, V.S. Shukla, S.C. Nath, R.P. Sharma, *Phytochemistry* 28 (1989) 2007-2037.
- [26] B.G.K. Van Aarssen, H.G. Cox, P. Hoogendoorn, J.W. de Leeuw, *Geochem. Cosmochim. Acta* 54 (1990) 3021-3031.
- [27] L. Ruzicka, C.F. Seidel, *Helv. Chim. Acta* 5(1922) 369-375.
- [28] N.S. Gill, F. Lions, *J. Am. Chem. Soc.* 72 (1950) 3468-3469.
- [29] W.S. Johnson, A. Russell Jones, *J. Am. Chem. Soc.* 69 (1947) 792-794.
- [30] E. de Barry Barnett, W. Cook, *J. Chem. Soc.* 22 (1933) 22-24.
- [31] R.P. Linstead, K.O.A. Michaelis, S.L.S. Thomas, *J. Chem. Soc.* (1940) 1139-1147.
- [32] J.H. Kim, H.J. Lee, G.S. Kim, et al., *Cancer Lett.* 213 (2004) 139-145.
- [33] A.K. Banerjee, P.S. Poon, *ARKIVOC* 13 (2009) 108-115.
- [34] H.Y. Lee, J.T. Kwon, M. Koh, M.H. Cho, S.B. Park, *Bioorg. Med. Chem. Lett.* 17 (2007) 6335-6339.
- [35] T.C. Joseph, S. Dev, *Tetrahedron Lett.* 2 (1961) 216-222.
- [36] B. Josshi, R. Seshadri, K. Charkravarti, S. Bhattacharyya, *Tetrahedron* 20 (1964) 2911-2919.
- [37] T.C. Joseph, S. Dev, *Tetrahedron* 24 (1968) 3809-3827.
- [38] R.C. Pandey, S. Dev, *Tetrahedron* 24 (1968) 3829-3839.
- [39] J. Daunis, R. Jacquier, H. Lopez, P.J. Viallefont, *Chem. Research (M)* (1981) o639-o649.
- [40] B. Abouhamza, S. Allaoud, A. Karim, *Molecules* 6 (2001) M236.
- [41] R.L. Cobb, US patent 4551573, Nov. 5 (1985).
- [42] R.D. Batt, S.N. Slater, *J. Chem. Soc.* (1949) 838-842.
- [43] M.A. Al-Qudah, A.M. Al-Ghoul, I.N. Trawenh, et al., *J. Biol. Active Prod. Nat.* 4 (2014) 52-61.
- [44] S.V. Nampoothiri, R.M. Philip, S. Kankangi, C.R. Kiran, A.N. Menon, *J. Essent. Oil. Bear. Plants* 18 (2015) 1051-1058.
- [45] S. Sandeep, A. Kuanara, A. Akbar, et al., *Indus. Crops Prod.* 85 (2016) 229-240.
- [46] H. Xiang, L. Zhang, Z. Yang, et al., *Indus. Crops Prod.* 108 (2017) 6.
- [47] M. Chakkar, N. Oughris, A. Benharref, J.C. Daran, M. Berraho, *Acta Cryst. Sect. E* 68 (2012) o1893.
- [48] A. Benharref, A. Oukhrib, M. Ait Elhad, et al., *IUCr* 1 (2016) x160703.
- [49] G. Frater, U. Muller, *Chem. Commun.* (1988) 1198-1200.
- [50] A. Scott, S.A. Snyder, D.S. Treitler, A.P. Brucks, *J. Am. Chem. Soc.* (2010) 14303-14314.
- [51] A. Stasch, S. Singh, H.W. Roesky, M. Noltemeyer, H.G. Schmidt, *Eur. J. Inorg. Chem.* (2004) 4052-4055.
- [52] V. Nestereov, D. Reiter, P. Bag, et al., *Chem. Rev.* 118 (2018) 9678-9842.
- [53] C.H. Wang, Y.F. Lin, H.C. Tseng, et al., *Eur. J. Inorg. Chem.* (2018) 2232-2236.
- [54] L.T. Scott, *Acc. Chem. Res.* 15 (1982) 52-58.

- [55] L.T. Scott, M.M. Hashemi, T.H. Schultz, M.B. Wallace, *J. Am. Chem. Soc.* 113 (1991) 9692-9693.
- [56] L.T. Scott, *J. Org. Chem.* 49 (1984) 3022-3024.
- [57] C. Perrin, G.A. Skinner, *J. Am. Chem. Soc.* 93 (1971) 3389.
- [58] J.R. Martyn, *Ipsso-Aromatic substitution*, Ph. D. thesis, Christchurch, 1985, and references therein.
- [59] (a) Z. Cao, Q. Zhu, Y.W. Lin, W.M. He, *Chin. Chem. Lett.* 30 (2019) 2132–2138;
- (b) K.J. Liu, J.H. Deng, J. Yang, et al., *Green Chem.* 22 (2020) 433-438;
- (c) C. Wu, X. Xin, Z.M. Fu, et al., *Green Chem.* 19 (2017) 1983-1989.

## Graphical Abstract

### Versatile synthesis of cadalene and *iso*-cadalene from himachalene mixtures: evidence and application of unprecedented rearrangements

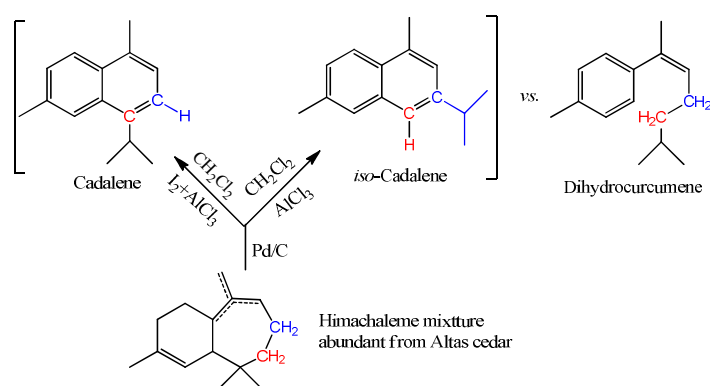
Mustapha Ait El Had<sup>a</sup>, Abdelouahd Oukhrib<sup>a\*</sup>, Mohamed Zaki<sup>a\*</sup>, Martine Urrutigoity<sup>b,c</sup>, Ahmed Benharref<sup>a</sup>, Remi Chauvin<sup>b,d\*</sup>

<sup>a</sup> Laboratoire de Chimie Biomoléculaire, Substances Naturelles et Réactivité (URAC 16), Faculté des Sciences Semlalia, Université Cadi Ayyad, B.P. 2390, Marrakech, Morocco

<sup>b</sup> CNRS, LCC (Laboratoire de Chimie de Coordination), 31077 Toulouse Cedex 4, France

<sup>c</sup> INP-ENSIACET, 4 allée Emile Monso 31030 Toulouse Cedex, France

<sup>d</sup> Université de Toulouse, UPS, ICT-FR 2599, 31062 Toulouse Cedex 9, France



A versatile selective valorization of an abundant essential oil mixture from Atlas cedar is disclosed: it relies on unprecedented redox-controlled skeletal rearrangements in aromatic chemistry, occurring under green conditions.